

COLECRAFT
Commercial Furnishings

2025 NYS Contract Pricelist

Contract #PC70193
01.09.25

COLECRAFT

Commercial Furnishings

GENERAL INFORMATION

COMPANY OVERVIEW

TERMS OF SALE

ENVIRONMENTAL MISSION STATEMENT

SHIPPING INFORMATION

Overview

General Information

History

Colecraft has been making innovative designed, superior-crafted commercial furniture since 1953. Our continued growth is the result of a company-wide commitment to quality and innovation. We pride ourselves on the long-term partnerships we have with our dealers, clients, suppliers, and employees. Colecraft manufacturing and corporate facilities are located in Jamestown, NY.

People

Colecraft is comprised of a closely knit team of hard-working and highly-skilled people who take pride in their work. We value design, innovation and craftsmanship. Continuous improvement is a core commitment.

Craftsmanship

The **Art** of Detail TM

Skilled craftsmanship and modern manufacturing processes deliver superior quality products to our clients. Wood veneers are hand selected for match and balance and laid-up by order. Our Craftsmen individually fit miters and hand-sand all surfaces to ensure a perfect fit. Finishes are skillfully applied to perfectly sanded veneers, resulting in a durable protective coating that enhances the inherent natural beauty of wood.

Capabilities

Our design, engineering, and manufacturing processes have been built for quality and flexibility. Our broad range of capabilities include wood, veneers, laminates, solid surface materials, glass, stone and metal.

Service

Colecraft provides detailed quotations, shop drawings, photo-realistic renderings and custom finish samples as part of our presale service. We generate ideas, providing creative solutions at every step.

Sustainability

Colecraft's dedication to environmental stewardship is a part of our core philosophy and has been since our inception.

Terms of Sale

Address:

Colecraft Commercial Furnishings 1021 Allen Street
Jamestown, NY 14701

Telephone, Fax & Internet:

Telephone: (716) 488-2810 Toll Free: (844) 500-9356
Fax: (716) 488-2824 Website: www.colecraftcf.com
Email: info@colecraftcf.com

Ordering Procedure:

All orders must be submitted in writing via e-mail at orders@colecraftcf.com. Duplicate orders are the client's responsibility. For standard product, order by model number(s) and finish code along with a brief description of the products being ordered. For custom order, order by quote number. Please scan and attach quote to the Purchase Order. Receipt of Purchase Order (Pre-Acknowledgement) will be sent promptly. Final Acknowledgement with ship date will be sent upon completion of down payment and signed specification drawings if applicable. Please check the accuracy of your order acknowledgment. It is the customer's responsibility to inform Colecraft of any discrepancies within 5 working days from the acknowledgment date.

Custom Orders:

A 50% down payment is required on all custom orders, with the balance due Net 30 Days. Custom orders will not be scheduled until the down-payment is received and final specification drawings approved and signed off by the customer. To request custom product pricing email quotes@colecraftcf.com.

Intellectual Property Ownership:

All designs, and specifications shown in all catalogs, brochures, literature, drawings, or engineering prints remain the exclusive property of Colecraft Commercial Furnishings and cannot be reproduced, posted, duplicated or shared in any manner without the expressed, written consent from Colecraft.

Credit, Pricing and Payment:

Standard catalog terms are Net 30 Days. Standard orders exceeding \$20,000 net will require a 50% down payment. Custom orders require a down payment of 50%. Any shipment less than \$2,000.00 net will be assessed a handling charge of \$250.00 net. All orders are subject to prior credit approval. Catalog pricing shown is at "List Price". Prices are subject to change without notice. A 1.5% per month service charge will be added to past due accounts.

Price & Product Changes:

Quoted prices must be accepted within days or re-quoted. Colecraft reserves the right to change pricing, specifications, dimensions and finishes without notice. Colecraft also reserves the right to make product modifications and improvements at any time without notice. Typing and clerical errors on any agreement, publication, quotation or price list are subject to correction without notice.

Changes, Cancellations, Storage & Returns:

If orders are changed, customers will be charged \$200 net plus all incremental material and production costs. If orders are canceled, customers will be charged the total accumulated cost of the project (design, engineering, tooling, materials & labor) up to the time of cancellation plus a \$500 net cancellation charge. If the customer is unable to take delivery when the merchandise has been scheduled to ship by Colecraft, storage and extra freight will be at customer's expense. Billing cycle shall remain in effect from original scheduled ship date. Products cannot be returned without prior written authorization. To be eligible for acceptance, products must carry a pre-authorized label, be properly packaged and be received in good condition. Returns will not be considered after 30 days from the original shipment date. Re-stocking charges will be a minimum of 50% plus freight costs.

Shipments, Packaging & Crating:

Any location east of the Mississippi River (EXCLUDING METRO NYC) Freight is Pre-Paid and is included in list price. (LTL delivery to an acceptable dock). Metropolitan NYC Freight is calculated on case by case basis (cross-docking, prevailing wage, etc.). Any location west of the Mississippi River Freight is Pre-Paid and will be calculated per location. (LTL delivery to an acceptable dock). Colecraft will select the method of shipment, carrier and routing. All shipments will be forwarded for normal dock delivery. For "call before" delivery notice add \$25 net.

Prices do not include any storage or installation charges. Special delivery requirements, such as inside delivery or curbside delivery will be quoted on request. Pricing includes appropriate packaging and/or skidding costs associated with normal dock delivery. For special packaging, crating or overseas shipment please contact our customer service department for quote. On-Site Delivery / Installation by Colecraft Personnel is available and will be quoted as separate line item on quote.

Freight Damage/Claims:

All of our products are carefully inspected prior to packaging. They are in good condition when picked up by the carrier. Shipments are sent prepaid, FOB Jamestown, NY. Colecraft liability ends when the carrier issues a receipt to Colecraft. At that point, legal title of the merchandise passes to the buyer. Buyer has the sole responsibility of seeking recourse against the carrier. Prepaid freight does not change the FOB status of the product. Claims for damage or loss must therefore be placed with the carrier at point of destination and not with Colecraft. Upon receipt of your order please inspect for hidden damage that may have occurred during transit. Note any physical damage on all copies of the Bill of Lading and enter a freight claim with the carrier immediately. For visible carton damage, take digital pictures of the damaged carton and damaged furniture if visible damage is found upon delivery at the dock. Open all cartons with puncture or crushed corner damage. Note any damage to the goods on the Carrier's freight bill as number of pieces damaged. For concealed damage, take digital pictures of the furniture as it sits partially unpacked. Photograph external and internal carton materials that correspond with the damaged area on the product. Carton and damaged unit(s) must be located at the location matching the original delivery address for carrier inspection. Digital pictures must be provided of the damaged furniture and carton materials.

Warranty:

Colecraft is pleased to warrant our products against manufacturing defects for a period of ten (10) years, of single-shift use, from the date of factory invoice. Components not manufactured by Colecraft (casters, mechanical or electrical components) honor the original equipment manufacturer's warranty. This warranty will not apply where there is evidence of alteration, misuse, negligence or abuse. During the warranty period we will, at our discretion, repair or replace the product, component or parts with the same or comparable items. All warranty claims must be made in writing and must be approved by Colecraft. If necessary, all furniture being returned must be properly packaged. All freight charges for items being returned for service must be prepaid by the customer. If the claim is accepted, Colecraft will gladly refund the charges incurred. There are no other warranties, either expressed or implied, including any warranty of fitness for a particular purpose. Colecraft excludes and will not pay consequential or incidental damages under this warranty. Colecraft's decision will be final regarding the condition of the product, the nature or cause of the defect and the necessity and the type of repair or replacement.

Environmental Mission Statement

As part of our core Mission, we will work to help preserve the natural resources of our planet for current and future generations. Our specific Environmental Mission is to promote human health and safety, protect our environment and to conserve our natural resources.

Our Environmental Goals:

- Meet or exceed the requirements of all environmental laws and regulations applicable to our operations
- Limit our negative impact on the environment and work to reduce recognized environmental risks to our employees and our community
- Strive to employ safe, environmentally friendly technologies and operating procedures
- Continually monitor and improve our performance in the above areas

Our Environmental Strategy:

- Implementation of a recycling program, while also striving to reduce the use of non-recyclable packaging materials
- Colecraft will continue to expand its reuse of materials such as wood pallets and crates whenever possible
- We will continue to work to find alternative methods to safely ship products to our customers and receive materials from our vendors including the utilization of reusable skids and crates, shrink-wrapping and blanket wrapping
- Continue to pursue and expand the use of highly efficient transportation methods including the smallest and most efficient delivery vehicles available
- Cooperation with outside shipping companies to assure the maximum efficiency of transportation routes
- We will also develop methods to increase space utilization including consolidating orders by customers and destinations. Optimizing the use of shrink-wrapping, palletizing, and blanket wrapping of our product will result in space-consuming and non-reusable packaging being reduced.
- Colecraft will also pursue continuous improvement in the areas of product durability and performance
- Colecraft will develop specific strategies to promote resource conservation and environmentally sensitive waste management

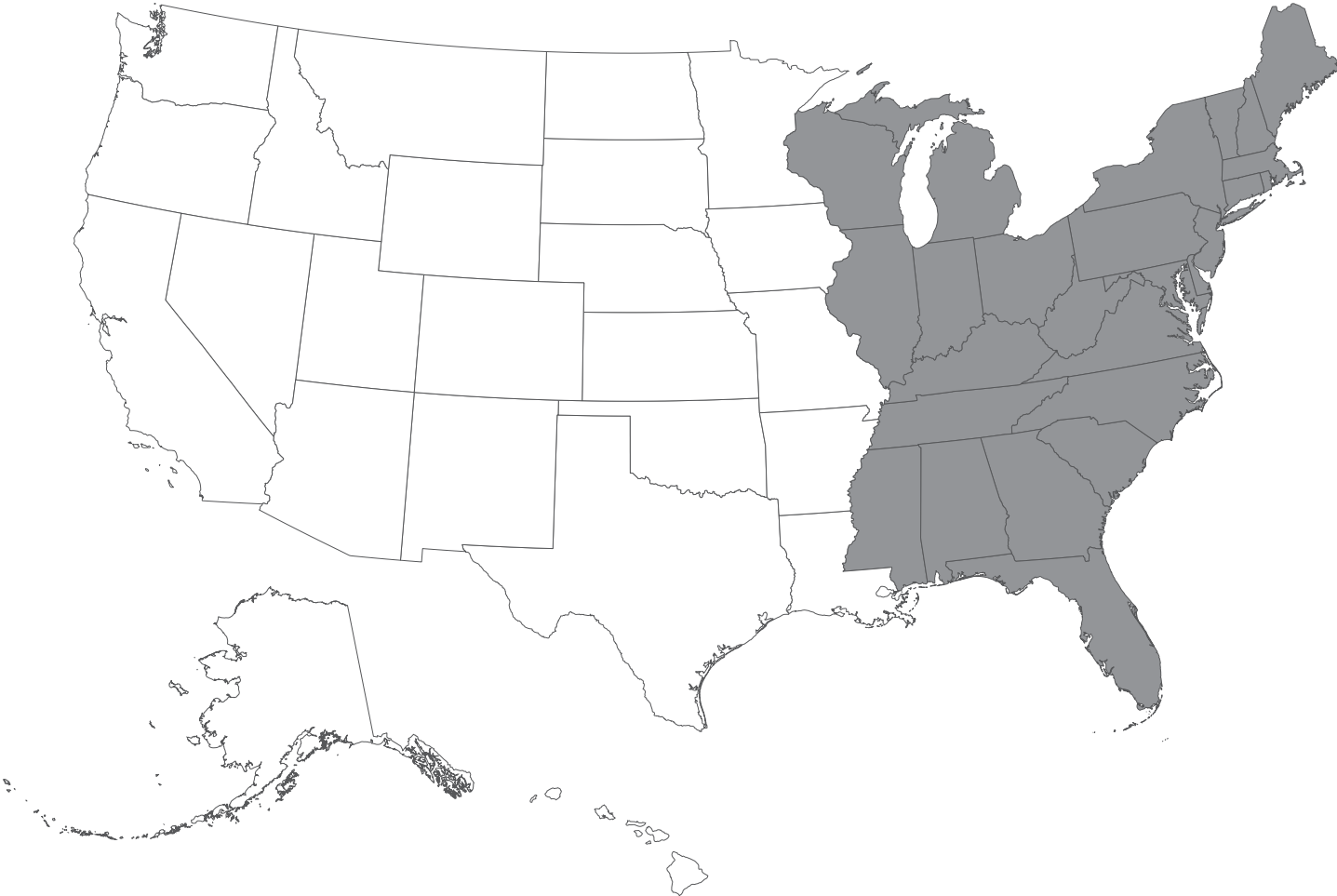


Architectural Woodwork Institute (AWI) - Colecraft Commercial Furnishings is a member of AWI


LEED (Leadership in Energy and Environmental Design) Green Building Rating System - We will examine how our company's product offerings can embrace such important goals as Energy Efficiency, Environmental conservation, and the protection of Human Health.

CARB Compliance – The California Air Resources Board has implemented a measure to reduce formaldehyde emissions from composite wood products, including plywood, particleboard and medium density fiberboard. All Colecraft Commercial Furnishings furniture is CARB Phase 2 compliant.

Shipping Zones



 Freight Pre-Paid Zone. Freight cost is included in pricing

 Freight Pre-paid & Added Zone. Freight cost will be added to invoice -
Contact Colecraft Customer Service for Shipping Quote

All shipments are sent FOB Jamestown, NY

Material Specifications

Wood & Veneer

The following wood & veneer species are standard at Colecraft Commercial Furnishings. Other species will be quoted on a custom order basis. Please discuss your needs with our customer service group.

- Walnut
- Oak
- Mahogany
- Cherry
- Maple

Standard Wood Finishes

Colecraft provides a highly durable, stain resistant 30 sheen finish. This multi-step finish process includes two catalyzed lacquer top coats over a tough vinyl sealer and the stain of your choice. Colecraft offers 21 standard wood-finishes. Wood color samples are available on request. See our website or binder to view finishes color chart.

• Oak	Natural	#200
• Oak	Medium Brown	#240
• Oak	Dark	#260
• Oak	Ebonized	#295
• Mahogany	Cinnamon	#550
• Mahogany	Med Brown	#560
• Mahogany	Dark	#580
• Mahogany	Ebonized	#595
• Cherry	Light	#710
• Cherry	Medium Red	#720
• Cherry	Medium Brown	#740
• Cherry	Dark Brown	#760
• Cherry	Dark Red	#780
• Cherry	Ebonized	#795
• Maple	Natural	#900
• Maple	Ebonized	#995

All Walnut add 5%

• Walnut	Light Brown	#110
• Walnut	Medium Brown	#120
• Walnut	Cordovan (red)	#160
• Walnut	Espresso	#190
• Walnut	Ebonized	#195

Custom Wood Finishes

Special color matched finishes are welcome upon submission of an actual sample. A one-time special finish development charge of \$1200 (list) per order is required for standard veneers. Custom finish matches on non-standard veneers will be quoted upon request. Custom finishes may add to lead times.

Natural Wood Characteristics

Our wood furnishings are manufactured using the finest hardwoods and wood veneers available. Wood is a natural material and its beauty is derived from its inherent variations in color, grain and texture. Because of these natural variations, an exact color and grain match cannot be guaranteed between our photographs, samples and finished products.

High Pressure Laminates

Colecraft offers a full line of standard laminates offered by Formica, Wilsonart, Arborite, Pionite and Nevamar. These laminates are included in our standard pricing. Premium laminates are available on request. Contact customer service for pricing and delivery. See our website or binder to view worksurface material color chart.

Edging Materials

In addition to our broad range of wood edge options, Colecraft offers table edging in PVC and self edging. See the material section of your binder to view the stock edge profiles and finishes. On self edge tops the edge is applied before the top and backer to provide added protection to the edge. rPVC finishes are available but may require a minimum purchase quantity. Please discuss your custom requirement with our customer service department for pricing and minimums. See our website to view our PVC color chart.

Metal Base Specifications

Colecraft's heavy duty metal bases are available in a range of styles. We offer over 20 Powder Coat Finishes. Our tubular bases are typically constructed of 14 gauge cold rolled seam welded high carbon steel. Tube ends have welded steel caps. Custom base designs are available upon request. See the Special Order Table Bases section for a sampling of options. Contact customer service for specifications, pricing and delivery. See our website or binder to view metal base color chart.

Technology Solutions

Colecraft offers a wide range of power, data, voice, and wire management options. Please see the Technology Solutions section of this price list for standard solutions. We welcome custom requirements. Our customer service department will gladly develop and quote a solution for your unique connectivity requirement.

Additional Table Options

Additional Table Options - Call or email for quote

Custom Top Options

- Custom Exotic Veneers, Burls & Hardwoods
- Custom Veneer Pattern including Starburst
- Custom Inlays - Ebony, Metal Etc.
- Custom Two-Tone Finish
- Custom Laminates
- Solid Surface and Acrylics
- Stones
- Quartz
- Glass
- Krystalcast
- Live Edge
- Reclaimed Woods

Custom Base Options

- Custom Exotic Veneers & Hardwoods
- Custom Inlays - Ebony, Metal Etc.
- Custom Two-Tone Finish
- Custom Laminates
- Plinth Base
- Traditional Base Molding
- Custom Reveal
- Custom Lighting
- Custom Accent Strip

Furniture Care and Cleaning

Cleaning of Fine Wood Furniture

- Accidental Spills: Spilled liquids should be wiped up immediately with a soft, absorbent cloth.
- Periodic Dusting: Clean with a slightly damp cloth, using another soft cloth to dry. Always wipe in the direction of the wood grain.
- Oil, ammonia, and silicon products should never be used on wood furniture.
- Regularly Monthly Cleaning: Lightly soiled areas may be cleaned with Guardsman Wood Cleaner, following the cleaner's directions. Surfaces should be cleaned with a soft cloth, wiping in same direction as the wood grain and dried with a soft cloth.
- Polishing Wood Furniture: We do not recommend the use of commercial wax or polish which may leave undesirable residues. If polishing is desired, use a polish that is silicone free.

Protecting Fine Furniture

- Use Coasters and Desk pads: This will protect the finish against damage from jewelry, ballpoint pens, spills and moisture, and direct heat.
- Use Felt Pads on the bottom of Equipment and Electronics: The compounds in rubber and vinyl pads often supplied on office equipment can damage wood finishes.
- Lift instead of sliding objects: Sliding objects across the surface can scratch all furniture finishes.
- Periodically move accessories around on surfaces to prevent inconsistent aging: Wood species and finishes will change and age with exposure to light. Periodic movement of objects on or against the furniture will help insure even aging
- For Best Performance Maintain Temperatures between 60-80 degrees Fahrenheit and humidity levels between 30 and 50 percent.

Cleaning Laminate Surfaces


- Periodic dusting - Clean with a slightly damp soft cloth, using another soft cloth to polish dry
- Regular/monthly cleaning - Lightly soiled areas may be cleaned with a soft cloth and a mild liquid detergent - For stubborn stains, use a non-abrasive ammonia based household cleanser. Do not get cleanser on any wood or wood trim
- Polishing laminate furniture - We do not recommend the use of commercial wax or polish which may leave undesirable residues and possible streaking - If polishing is desired, use a laminate polish being careful not to get any polish on any attached wood trim

Cleaning Metal and Painted Metal Surfaces

- Lightly soiled areas may be cleaned with a soft cloth and a mild liquid detergent

RECEPTION

DESKS



SPECIFICATION GUIDE

REV 111924

NOTE: Due to the recent unanticipated cost increase of raw materials please call to confirm list pricing before you quote your clients

COLECRAFT
The Art of Detail™

Reception


Style Overview

COLECRAFT


Reception

Style Overview


COLECRAFT



RICHMOND




PHOENIX



MONTEREY



ALLOY



CANDOR




LEVITY




LAKEWOOD LIVE



LAKEWOOD LIVE II




SANIBEL



BI-PLANE



MARGOT




ANDOVER



FALL RIVER




FAIRFAX




LAS VEGAS




GEOPATH




BELLVIEW




OLYMPIA



GEOPATH




BELLVIEW




ANDOVER




MARGOT



ANDOVER



AURORA




NUEVO




REFLECTION




MARIETTA



AMSTERDAM




HARMONY




STRATUS



CAMBRIDGE



AMHERST



FRISCO



WILLIAMSBURG



JAMESTOWN I



JAMESTOWN II



KENDALL LANE I



KENDALL LANE II

Notes

Notes section with horizontal dotted lines for writing.

See the website for additional Reception Desk images- all products are available in the mirror image configuration.

ASHLAND



- Style** Rectilinear
- Case** Laminate with Chemetal Reveals and Toe-Kick
- Counter** Laminate: Designer White
- Work-surface** Laminate: Designer White
- Structure** Stud Wall with Tack Board
- Features** Grommets for Wire Management

REC ASH135962942

135"W X 96"D X 29"/42"H

\$29,633

WALDORF



- Style** Casino Contemporary
- Case** Laminatge
- Counter** Glass
- Work-surface** Laminate
- Structure** Stud Wall with Tack Board
- Features** Privacy Divider / (2) BBF

REC WAL 129362942

129"W X 36/67.5D X 29"/42"H

\$34,150

BRISTOL



- Style** Rectilinear
- Case** Laminate
- Counter** Veneer
- Work-surface** Laminate
- Structure** Stud Wall
- Features** Grommets For Wire Management

REC BRS 115402942

115"W X 40"D X 29"/42"H\$35,916

PARKDALE




- Style** Classic
- Case** Veneer
- Counter** Veneer
- Work-surface** Veneer
- Structure** Panel Construction
- Features** Brushed Aluminum Toe Kick

REC PKD 95712942

95"W X 71"D X 29"/42"H

\$21,751


BELLVIEW



- Style** Rectilinear
- Case** Veneer
- Counter** Laminate
- Work-surface** Veneer
- Structure** Panel
- Features** Grommets for Wire Management

REC BLV 84802942 84"W X 80"D X 29"/42" H \$27,313

LAS VEGAS



- Style** Casino Contemporary
- Case** Solicore Designer White
- Counter** Solicore Designer White
- Work-surface** Solicore Designer White
- Structure** Panel
- Features** Brushed Aluminum Laminate on Standoffs
- Lighting** Perimeter Lit with Controlable RGB LED

REC LV 84802942 78"W X 82"D X 29"/42" H \$50,159

OLYMPIA



- Style** Rectilinear
- Case** Laminate
- Counter** Laminate
- Work-surface** Laminate
- Structure** Parsons Style Desk, Panel
- Features** Grommets For Wire Management

REC OLY 126902942 126"W X 90"D X 29"/42"H \$21,253


RICHMOND



- Style** Classic
- Case** Veneer
- Counter** Cambria Chatham Quarry Collection
- Work-surface** Cambria Chatham Quarry Collection
- Structure** Stud Wall with Tack Board
- Features** Brushed Aluminum Toe Kick and Reveal

REC RCH 126972942 126"W X 97"D X 29"/42"H \$62,204

NASHVILLE



- Style** New Mid Century
- Case** Veneer
- Counter** WA Morning Ice Solid Surface
- Work-surface** WA Morning Ice Solid Surface
- Structure** Stud Wall with Tack Board
- Features** Brushed Stainless Steel Toe Kick, Transaction Accent, and Vein Lines

REC NSH 1131222942 113"W X 122"D X 29"/42" H \$84,721


BI-PLANE



- Style** American Modern
- Case** White Laminate
- Counter** White Laminate on Stand Offs
- Work-surface** Laminate
- Structure** Panel
- Features** Woodgrain Laminate Accent Panels On Front

REC BIP 120302942 120"W X 30"D X 29"/42"H \$1226813,004


MONTEREY



- Style** West Coast Contemporary
- Case** Laminate
- Counter** Overhanging, Tapered Transaction Top
- Work-surface** Laminate
- Structure** Stud Wall
- Features** Glass Transaction Top on Standoffs, Tack Board, RGB LED under transaction Overhang, Chemetal Brushed Stainless Accent on transaction and Toe Kick

REC MTR 132692942 132"W X 69"D X 29"/42" H \$51,138

FAIRFAX



- Style** Modern
- Case** Veneer
- Counter** Veneer
- Work-surface** Laminate with Wood Edge
- Structure** Stud Wall with Tack Board
- Features** Brushed Stainless Steel Toe Kick, Transaction Accent, and Vertical Reveals

REC FAX 78902942 78"W X 90"D X 29"/42"H \$45,417

GEOPATH



- Style** Geometric Contemporary
- Case** Laminate
- Counter** Laminate
- Work-surface** Laminate
- Structure** Panel
- Features** Geometric Design Elements

REC GEO 120302942

120"W X 30"D X 29"/42" H

\$17,690

LAKWOOD LIVE




- Style** Live Edge Contemporary
- Case** Formica White Colorcore
- Counter** Live Edge
- Work-surface** Formica White Colorcore
- Structure** Stud Wall with Tack Board
- Features** Live Edge Transaction Top
- Lighting** Full Acrylic Front Back-lit with Dimable LED

REC LAL1 132692942

132"W X 69"D X 29"/42" H

\$87,503

SANIBEL



- Style** Transitional
- Case** Veneer
- Counter** Veneer
- Work-surface** Laminate
- Structure** Stud Wall with Tack Board
- Features** Laminate Reveals

REC SAN 104902942

104"W X 90"D X 29"/42"H

\$35,553

LAKWOOD LIVE II



- Style** Live Edge Contemporary
- Case** Formica White Colorcore
- Counter** Curved Live Edge
- Work-surface** Formica White Colorcore
- Structure** Stud Wall with Tack Board
- Features** Curved Live Edge Transaction Top
- Lighting** Full Acrylic Front Back-lit with Dim able LED

REC LAL2 155682942

155"W X 68"D X 29"/42"H

\$95,705

FALL RIVER



- Style** Transitional
- Case** Veneer
- Counter** Corion Dove Solid Surface
- Work-surface** Veneer
- Structure** Stud Wall with Tack Board
- Features** Solid Surface Medallions, Sketch Faced Veneer, Stainless Steel Toe Kick, LED Lighting Under Transaction Top

REC FLR 721202942

72"W X 120"D X 29"/42" H

\$61,480

WEST PALM




- Style** Contemporary
- Case** Veneer/Laminate
- Counter** Laminate with Glass
- Work-surface** Laminate
- Structure** Stud Wall with Tack Board
- Features** Glass Transaction Top, Stainless Steel Toe Kick, and Vein Line

REC WPM 84342942

84"W X 34"D X 29"/42"H

\$34,471

PHOENIX




- Style** South West Contemporary
- Case** Laminate
- Counter** WA Beige Tempest Solid Surface
- Work-surface** WA Beige Tempest Solid Surface
- Structure** Stud Wall
- Features** Acrylic Decor Insets

REC PHX 121932942

121"W X 93"D X 29"/42" H

\$78,976

ANDOVER



- Style** Contemporary Urban
- Case** Laminate
- Counter** Hi-Macs White Quartz Solid Surface
- Work-surface** Hi-Macs White Quartz Solid Surface
- Structure** Stud Wall and Tack Board
- Features** Solid Surface Work-surface and Transaction Top, Decorative vein line

REC AND 108562942


108"W X 56"D X 29"/42"H

\$36,002

Style Modern

ALLOY


MODEL #	DIMENSIONS	VENEER LAMINATE	PRICE	ADDERS	
REC ALY 963142	96"W x 31"D x 42"H	VENEER LAMINATE	\$38,782 \$29,548	SOLID SURFACE TRANS LIGHTING	\$8,574 \$1,766



REC ALY 969642	96"W x 96"D x 42"H	VENEER LAMINATE	\$54,295 \$43,435	SOLID SURFACE TRANS LIGHTING	\$18,005 \$2,616
----------------	--------------------	-----------------	----------------------	------------------------------	---------------------



REC ALY 1209642	120"W x 96"D x 42"H	VENEER LAMINATE	\$77,563 \$62,050	SOLID SURFACE TRANS LIGHTING	\$34,295 \$1,766
-----------------	---------------------	-----------------	----------------------	------------------------------	---------------------



Style Modern

CANDOR


MODEL #	DIMENSIONS	VENEER LAMINATE	PRICE	ADDERS	
REC CAN 963142	96"W x 3"D x 42"H	VENEER LAMINATE	\$37,231 \$29,785	LIGHTING	\$1,709 \$0



REC CAN 969642	96"W x 96"D x 42"H	VENEER LAMINATE	\$52,122 \$41,698	LIGHTING	\$2,659 \$0
----------------	--------------------	-----------------	----------------------	----------	----------------



REC CAN 1209642	120"W x 96"D x 42"H	VENEER LAMINATE	\$74,460 \$59,568	LIGHTING	\$2,969 \$0
-----------------	---------------------	-----------------	----------------------	----------	----------------



Style Modern

LEVITY


MODEL #	DIMENSIONS	VENEER LAMINATE	PRICE	ADDERS	
REC LEV 963142	96"W x 31"D x 42"H	VENEER LAMINATE	\$33,242 \$26,592	SOLID SURFACE TRANS	\$10,210 \$0



REC LEV 969642	96"W x 96"D x 42"H	VENEER LAMINATE	\$46,538 \$37,231		
----------------	--------------------	-----------------	----------------------	--	--



REC LEV 1209642	120"W x 96"D x 42"H	VENEER LAMINATE	\$66,483 \$53,186		
-----------------	---------------------	-----------------	----------------------	--	--



Style Modern

MARGOT


MODEL #	DIMENSIONS	VENEER LAMINATE	PRICE	ADDERS	
REC MAR 963142	96"W x 31"D x 42"H	VENEER LAMINATE	\$34,719 \$27,775	3 FORM PANELS LIGHTING	\$9,877 \$1,682



REC MAR 969642	96"W x 96"D x 42"H	VENEER LAMINATE	\$48,606 \$38,885	3 FORM PANELS LIGHTING	\$10,865 \$2,492
----------------	--------------------	-----------------	----------------------	------------------------	---------------------



REC MAR 12096422	120"W x 96"D x 42"H	VENEER LAMINATE	\$69,438 \$55,550	3 FORM PANELS LIGHTING	\$11,182 \$2,625
------------------	---------------------	-----------------	----------------------	------------------------	---------------------




Reception

COLECRAFT

AURORA

Style Faceted Transitional
Case Mixed Laminate with Faceted Corners
Counter Laminate & PVC
Work-surface Laminate & PVC
Structure Fully Framed Core with removable interior panels for hidden wire management
Features Full Tack-board with color coordinated fabric above work-surface

	MODEL #	DIMENSIONS	PRICE
DESK	REC AUR 724142	72"W X 41"D X 42"H	\$15,011
	REC AUR 964142	96"W X 41"D X 42"H	\$16,043
	REC AUR 1204142	120"W X 41"D X 42"H	\$17,032



DESK WITH RETURN	REC AUR 969142	96"W X 91"D X 42"H	\$23,959
	REC AUR 1209142	120"W X 91"D X 42"H	\$26,247



DESK WITH RETURN BRIDGE AND CREDENZA	REC AUR 9611542	96"W X 115"D X 42"H	\$28,696
	REC AUR 12011542	120"W X 115"D X 42"H	\$30,984



Reception

COLECRAFT

NUEVO

Style Geometric Euro Contemporary
Case Laminate
Counter Stainless with Floating glass
Work-surface Laminate & PVC
Structure Fully Framed Core with removable interior panels for hidden wire management
Features Floating Glass Counter & Full Tack-board with color coordinated fabric above work-surface

	MODEL #	DIMENSIONS	PRICE
DESK	REC NUE 723942	72"W X 39"D X 42"H	\$20,491
	REC NUE 963942	96"W X 39"D X 42"H	\$23,614
	REC NUE 1203942	120"W X 39"D X 42"H	\$26,738



DESK WITH RETURN	REC NUE 968742	96"W X 87"D X 42"H	\$32,704
	REC NUE 1208742	120"W X 87"D X 42"H	\$36,431




DESK WITH RETURN BRIDGE AND CREDENZA	REC NUE 9611142	96"W X 111"D X 42"H	\$39,170
	REC NUE 12011142	120"W X 111"D X 42"H	\$42,293



REFLECTION

Style Casual Contemporary
Case Laminate Wood Tones & Solid Colors with Recessed Center
Counter Laminate & PVC
Work-surface Laminate & PVC
Structure Fully Framed Core with removable interior panels for hidden wire management
Features Floating Glass Counter & Full Tack-board with color coordinated fabric above work-surface

	MODEL #	DIMENSIONS	PRICE	WITH GLASS
DESK	REC REF 723642	72"W X 36"D X 42"H	\$17,338	\$21,672
	REC REF 963842	96"W X 38"D X 42"H	\$19,981	\$24,977
	REC REF 1203942	120"W X 39"D X 42"H	\$22,624	\$28,279




DESK WITH RETURN

REC REF 968742	96"W X 87"D X 42"H	\$27,673	\$34,591
REC REF 1208842	120"W X 88"D X 42"H	\$30,315	\$37,894



DESK WITH RETURN BRIDGE AND CREDENZA


REC REF 9611142	96"W X 111"D X 42"H	\$33,143	\$41,429
REC REF 12011242	120"W X 112"D X 42"H	\$35,787	\$44,734



MARIETTA


Style Urban Transitional
Case Choice of Select Hardwood & Veneers with delicate Brushed Stainless Vein Line
Counter Select Hardwoods
Work-surface Choice of Select Hardwood Frame with Laminate Inset
Structure Fully Framed Core with removable interior panels for hidden wire management
Features Full Tack-board with color coordinated fabric above work-surface

	MODEL #	DIMENSIONS	PRICE	WITH GLASS
DESK	REC W 1326842	132"W X 68"D X 42"H	\$41,311	\$49,573
	REC W 1568042	156"W X 80"D X 42"H	\$48,602	\$58,322
	REC W 1809242	180"W X 92"D X 42"H	\$55,891	\$67,069




DESK WITH RETURN

REC W 969642	96"W X 96"D X 42"H	\$38,640	\$46,368
REC W 1209642	120"W X 96"D X 42"H	\$43,740	\$52,488
REC W 1449642	144"W X 96"D X 42"H	\$48,602	\$58,322



DESK WITH ADA COUNTER

REC W 1567242	156"W X 72"D X 42"H	\$46,982	\$56,379
REC W 1808442	180"W X 84"D X 42"H	\$54,677	\$65,613
REC W 2049642	204"W X 96"D X 42"H	\$61,562	\$73,875



ROUND DESK

REC W 14413542	144"W X 135"D X 42"H	\$61,363	\$73,635
REC W 16815842	168"W X 158"D X 42"H	\$70,674	\$84,808
REC W 19218042	192"W X 180"D X 42"H	\$79,990	\$95,988



Reception

COLECRAFT

AMSTERDAM

- Style** Modern Mixed Media
- Case** Choice of Veneer, Powder Coated Steel Supports and Black Vein Lines
- Counter** Choice of Solid Surface
- Work-surface** Choice of Select Hardwood Traditional Frame with Laminate Inset
- Structure** Fully Framed Core with removable interior panels for hidden wire management
- Features** Full Tack-board with color coordinated fabric above work-surface

	MODEL #	DIMENSIONS	PRICE
DESK	REC AMS 724142	72"W X 42"D X 42"H	\$31,755
	REC AMS 964142	96"W X 41"D X 42"H	\$36,594
	REC AMS 1204142	120"W X 41"D X 42"H	\$41,435
DESK WITH RETURN	REC AMS 969042	96"W X 90"D X 42"H	\$47,135
	REC AMS 1209042	120"W X 90"D X 42"H	\$51,637 \$0
DESK WITH RETURN BRIDGE AND CREDENZA	REC AMS 9611442	96"W X 114"D X 42"H	\$56,452
	REC AMS 12011442	120"W X 114"D X 42"H	\$60,954

Reception

COLECRAFT

HARMONY

- Style** Soft Contemporary
- Case** Choice of Select Hardwood & Veneers Radius with Distinctive Tapered Front & Decorative Vein Lines
- Counter** Choice of Solid Surface
- Work-surface** Combo with Counter
- Structure** Fully Framed Core with removable interior panels for hidden wire management
- Features** Standing/Stool Height Combo Work-surface/Counter

	MODEL #	DIMENSIONS	PRICE
DESK	REC HAR 1086040	108"W X 60"D X 42"H	\$54,149
	REC HAR 1327240	132"W X 72"D X 42"H	\$63,705
	REC HAR 1568440	156"W X 84"D X 42"H	\$73,260
DESK WITH RETURN	REC HAR 848440	84"W X 84"D X 42"H	\$50,962
	REC HAR 1088440	108"W X 84"D X 42"H	\$57,334
	REC HAR 1328440	132"W X 84"D X 42"H	\$63,705
DESK WITH ADA COUNTER	REC HAR 1567240	156"W X 72"D X 42"H	\$61,581
	REC HAR 1808440	180"W X 84"D X 42"H	\$71,667
	REC HAR 2049640	204"W X 96"D X 42"H	\$80,693
ROUND DESK	REC HAR 13212440	132"W X 124"D X 42"H	\$80,426
	REC HAR 15614640	156"W X 146"D X 42"H	\$92,637
	REC HAR 18016940	180"W X 169"D X 42"H	\$104,848

STRATUS

Style West Coast Contemporary
Case Laminate & Stainless with Vein Lines & Decorative Laminate Vertical Counter Supports
Counter Laminate & PVC
Work-surface Laminate & PVC
Structure Fully Framed Core with removable interior panels for hidden wire management
Features Full Tack-board with color coordinated fabric above work-surface

	MODEL #	DIMENSIONS	PRICE
DESK	REC STR 1327242	132"W X 72"D X 42"H	\$28,491
	REC STR 1568442	156"W X 84"D X 42"H	\$33,519
	REC STR 1809642	180"W X 96"D X 42"H	\$38,545
DESK WITH RETURN	REC STR 969642	96"W X 96"D X 42"H	\$26,649
	REC STR 1209642	120"W X 96"D X 42"H	\$30,166
	REC STR 1449642	144"W X 96"D X 42"H	\$33,519
DESK WITH ADA COUNTER	REC STR 1567642	156"W X 76"D X 42"H	\$32,402
	REC STR 1809042	180"W X 90"D X 42"H	\$37,706
	REC STR 20410042	204"W X 100"D X 42"H	\$42,456
ROUND DESK	REC STR 15614742	156"W X 147"D X 42"H	\$42,318
	REC STR 18016942	180"W X 169"D X 42"H	\$48,741
	REC STR 20419142	204"W X 191"D X 42"H	\$55,165

CAMBRIDGE

Style Mid Century Modern
Case Choice of Select Hardwood & Veneers, & Vein Line Accents
Counter Choice of Select Hardwoods & Veneers
Work-surface Choice of Select Hardwood Frame with Laminate Inset
Structure Fully Framed Core with removable interior panels for hidden wire management
Features Full Tack-board with color coordinated fabric above work-surface

	MODEL #	DIMENSIONS	PRICE
DESK	REC CAM 723542	72"W X 35"D X 42"H	\$28,724
	REC CAM 963542	96"W X 35"D X 42"H	\$31,527
	REC CAM 1203542	120"W X 35"D X 42"H	\$35,696
DESK WITH RETURN	REC CAM 968642	96"W X 86"D X 42"H	\$43,663
	REC CAM 1208642	120"W X 86"D X 42"H	\$47,832
DESK WITH RETURN BRIDGE AND CREDENZA	REC CAM 9611042	96"W X 110"D X 42"H	\$52,293
	REC CAM 12011042	120"W X 110"D X 42"H	\$56,464

AMHERST

- Style** Classic Transitional
- Case** Choice of Select Hardwood & Veneers with Vein Line Accents
- Counter** Choice of Select Hardwoods & Veneers
- Work-surface** Choice of Select Hardwood Frame with Laminate Inset
- Structure** Fully Framed Core with removable interior panels for hidden wire management
- Features** Full Tack-board with color coordinated fabric above work-surface

	MODEL #	DIMENSIONS	PRICE
DESK	REC AMH 724042	72"W X 40"D X 42"H	\$28,868
	REC AMH 964242	96"W X 42"D X 42"H	\$33,269
	REC AMH 1204442	120"W X 44"D X 42"H	\$37,669
DESK WITH RETURN	REC AMH 969442	96"W X 94"D X 42"H	\$46,077
	REC AMH 1209642	120"W X 96"D X 42"H	\$50,477
DESK WITH RETURN BRIDGE AND CREDENZA	REC AMH 9611842	96"W X 118"D X 42"H	\$55,184
	REC AMH 12012042	120"W X 120"D X 42"H	\$59,584

FRISCO

- Style** American Modern
- Case** Choice of Select Hardwood & Veneers, Stepped & Curved with Powdercoat Metal standoffs
- Counter** Choice of Select Hardwood Traditional Frame with Laminate Inset
- Work-surface** Choice of Select Hardwood Traditional Frame with Laminate Inset
- Structure** Fully Framed Core with removable interior panels for hidden wire management
- Features** Floating Transaction Counter

	MODEL #	DIMENSIONS	PRICE
DESK	REC FRC 1326842	132"W X 68"D X 42"H	\$51,149
	REC FRC 1568042	156"W X 80"D X 42"H	\$60,171
	REC FRC 1809242	180"W X 92"D X 42"H	\$69,197
DESK WITH RETURN	REC FRC 969642	96"W X 96"D X 42"H	\$47,841
	REC FRC 1209642	120"W X 96"D X 42"H	\$54,154
	REC FRC 1449642	144"W X 96"D X 42"H	\$60,173
DESK WITH ADA COUNTER	REC FRC 1567242	156"W X 72"D X 42"H	\$58,169
	REC FRC 1808442	180"W X 84"D X 42"H	\$67,695
	REC FRC 2049642	204"W X 96"D X 42"H	\$76,219
ROUND DESK	REC FRC 15614742	156"W X 147"D X 42"H	\$75,971
	REC FRC 18016942	180"W X 169"D X 42"H	\$87,502
	REC FRC 20419142	204"W X 191"D X 42"H	\$99,036

Reception

COLECRAFT

WILLIAMSBURG

Style Modified Sheraton Traditional
Case Choice of Select Hardwood & Veneers with Gently Curved Front, Appliqué Molding & Traditional Base
Counter Choice of Select Hardwood & Veneers with Gently Curved Front and Appliqué Molding
Work-surface Choice of Select Hardwood Traditional Frame with Laminate Inset
Structure Fully Framed Core with removable interior panels for hidden wire management
Features Full Tack-board with color coordinated fabric above work-surface

	MODEL #	DIMENSIONS	PRICE
DESK	REC WLL 724042	72"W X 40"D X 42"H	\$27,425
	REC WLL 964242	96"W X 42"D X 42"H	\$31,606
	REC WLL 1204442	120"W X 44"D X 42"H	\$35,785
DESK WITH RETURN	REC WLL 969442	96"W X 94"D X 42"H	\$43,773
	REC WLL 1209642	120"W X 96"D X 42"H	\$47,953
DESK WITH RETURN BRIDGE AND CREDENZA	REC WLL 9611842	96"W X 118"D X 42"H	\$52,425
	REC WLL 12012042	120"W X 120"D X 42"H	\$56,605

Reception

COLECRAFT

JAMESTOWN I

Style Traditional 19th Century Artisan
Case Choice of Select Hardwood & Veneers with Recessed Panels, Dentil Molding & Fluted Pilasters
Counter Choice of Select Hardwood Traditional Frame with Laminate Inset
Work-surface Choice of Select Hardwood Traditional Frame with Laminate Inset
Structure Fully Framed Core with removable interior panels for hidden wire management
Features Full Tack-board with color coordinated fabric above work-surface

	MODEL #	DIMENSIONS	PRICE
DESK	REC JM1 724542	72"W X 45"D X 42"H	\$24,677
	REC JM1 964542	96"W X 45"D X 42"H	\$32,903
	REC JM1 1204542	120"W X 45"D X 42"H	\$41,129
DESK WITH RETURN	REC JM1 969442	96"W X 94"D X 42"H	\$57,427
	REC JM1 1209442	120"W X 94"D X 42"H	\$71,784
DESK WITH RETURN BRIDGE AND CREDENZA	REC JM1 9611842	96"W X 118"D X 42"H	\$77,863
	REC JM1 12011842	120"W X 118"D X 42"H	\$97,329

JAMESTOWN II

Style Traditional 19th Century Artisan
Case Choice of Select Hardwood & Veneers with Recessed Panels, Dentil Molding & Fluted Pilasters
Counter Choice of Select Hardwood Traditional Frame with Laminate Inset
Work-surface Choice of Select Hardwood Traditional Frame with Laminate Inset
Structure Fully Framed Core with removable interior panels for hidden wire management
Features Full Tack-board with color coordinated fabric above work-surface

	MODEL #	DIMENSIONS	PRICE
DESK	REC JM2 969642	96"W X 96"D X 42"H	\$52,966
	REC JM2 1209642	120"W X 96"D X 42"H	\$55,754
	REC JM2 1449642	144"W X 96"D X 42"H	\$58,688



DESK WITH RETURN	REC JM2 1688442	168"W X 84"D X 42"H	\$76,506
	REC JM2 1929642	192"W X 96"D X 42"H	\$80,533
	REC JM2 21612042	216"W X 120"D X 42"H	\$84,770



DESK WITH RETURN BRIDGE AND CREDENZA	REC JM2 16814442	168"W X 144"D X 42"H	\$117,700
	REC JM2 19215642	192"W X 156"D X 42"H	\$123,897
	REC JM2 21615642	216"W X 156"D X 42"H	\$130,416



KENDALL LANE I

Style American Traditional
Case Choice of Select Hardwood & Veneers with Raised Panels, Traditional Trim & Base Molding
Counter Choice of Solid Select Hardwoods & Veneers
Work-surface Choice of Select Hardwoods & Veneers
Structure Fully Framed Core with removable interior panels for hidden wire management
Features Full Tack-board with color coordinated fabric above work-surface

	MODEL #	DIMENSIONS	PRICE
DESK	REC KL1 724142	72"W X 42"D X 42"H	\$25,911
	REC KL1 964241	96"W X 42"D X 42"H	\$34,548
	REC KL1 1204142	120"W X 41"D X 42"H	\$43,185



DESK WITH RETURN	REC KL1 969142	96"W X 91"D X 42"H	\$60,298
	REC KL1 1209142	120"W X 91"D X 42"H	\$75,373



DESK WITH RETURN BRIDGE AND CREDENZA	REC KL1 9611542	96"W X 115"D X 42"H	\$81,757
	REC KL1 12011542	120"W X 115"D X 42"H	\$102,196



Reception

COLECRAFT

KENDALL LANE II

- Style** American Traditional
- Case** Choice of Select Hardwood & Veneers with Raised Panels, Traditional Trim & Base Molding
- Counter** Choice of Select Hardwoods & Veneers
- Work-surface** Choice of Select Hardwoods & Veneers
- Structure** Fully Framed Core with removable interior panels for hidden wire management
- Features** Full Tack-board with color coordinated fabric above work-surface

	MODEL #	DIMENSIONS	PRICE
DESK	REC KL2 969642	96"W X 96"D X 42"H	\$55,614
	REC KL2 1209642	120"W X 96"D X 42"H	\$58,541
	REC KL21449642	144"W X 96"D X 42"H	\$61,623
DESK WITH RETURN	REC KL2 1688442	168"W X 84"D X 42"H	\$80,332
	REC KL2 1929642	192"W X 96"D X 42"H	\$84,560
	REC KL2 21612042	216"W X 120"D X 42"H	\$89,009
DESK WITH RETURN BRIDGE AND CREDENZA	REC KL2 16814442	168"W X 144"D X 42"H	\$123,585
	REC KL2 19215642	192"W X 215"D X 42"H	\$130,092
	REC KL2 21615642	216"W X 156"D X 42"H	\$136,937

Reception Filing and Storage

COLECRAFT

	MODEL #	DIMENSIONS	MELAMINE (ML)	LAMINATE (LM)	WOOD (WD)
BOX BOX FILE	WCNF BBF_151927	15"W X 19"D X 27 3/4"H	\$1,961	\$2,277	\$2,846
	WCNF BBF_152427	15"W X 24"D X 27 3/4"H	\$2,090	\$2,397	\$2,996
	WCNF BBF_181927	18"W X 19"D X 27 3/4"H	\$2,054	\$2,376	\$2,970
	WCNF BBF_182427	18"W X 24"D X 27 3/4"H	\$2,163	\$2,502	\$3,126
MOBILE BOX BOX FILE	WNGF MPED_151927	15"W X 19"D X 27 3/4"H	\$2,007	\$2,322	\$2,902
	WNGF MPED_152427	15"W X 24"D X 27 3/4"H	\$2,113	\$2,444	\$3,056
	WNGF MPED_181927	18"W X 19"D X 27 3/4"H	\$2,094	\$2,423	\$3,028
	WNGF MPED_182427	18"W X 24"D X 27 3/4"H	\$2,204	\$2,550	\$3,189
FILE FILE	WCNF FF_151927	15"W X 19"D X 27 3/4"H	\$1,961	\$2,277	\$2,846
	WCNF FF_152427	15"W X 24"D X 27 3/4"H	\$2,090	\$2,397	\$2,996
	WCNF FF_181927	18"W X 19"D X 27 3/4"H	\$2,054	\$2,376	\$2,970
	WCNF FF_182427	18"W X 24"D X 27 3/4"H	\$2,163	\$2,502	\$3,126
BOX BOX BOX BOX	WCNF BBBB_151927	15"W X 19"D X 27 3/4"H	\$2,308	\$2,670	\$3,256
	WCNF BBBB_152427	15"W X 24"D X 27 3/4"H	\$2,460	\$2,845	\$3,470
	WCNF BBBB_181927	18"W X 19"D X 27 3/4"H	\$2,423	\$2,803	\$3,419
	WCNF BBBB_182427	18"W X 24"D X 27 3/4"H	\$2,583	\$2,988	\$3,644
LATERAL FILE	WCNF LAT_301927	30"W X 19"D X 27 3/4"H	\$2,347	\$2,715	\$3,394
	WCNF LAT_302427	30"W X 24"D X 27 3/4"H	\$2,470	\$2,858	\$3,572
	WCNF LAT_361927	36"W X 19"D X 27 3/4"H	\$2,643	\$3,057	\$3,823
	WCNF LAT_362427	36"W X 24"D X 27 3/4"H	\$2,782	\$3,218	\$4,023
HINGED DOOR	WCNF SHD_152427	15"W X 19"D X 27 3/4"H	\$1,780	\$2,059	\$2,574
	WCNF SHD_151927	15"W X 24"D X 27 3/4"H	\$1,835	\$2,123	\$2,654
	WCNF SHD_182427	18"W X 19"D X 27 3/4"H	\$1,857	\$2,148	\$2,686
	WCNF SHD_181927	18"W X 24"D X 27 3/4"H	\$1,915	\$2,215	\$2,769
	WCNF DHD_301927	30"W X 19"D X 27 3/4"H	\$2,068	\$2,392	\$2,992
	WCNF DHD_302427	30"W X 24"D X 27 3/4"H	\$2,177	\$2,518	\$3,147
	WCNF DHD_361927	36"W X 19"D X 27 3/4"H	\$2,434	\$2,816	\$3,520
	WCNF DHD_362427	36"W X 24"D X 27 3/4"H	\$2,561	\$2,963	\$3,704

COLECRAFT

Colecraft Commercial Furnishings

1021 Allen Street - Jamestown, NY 14701

Phone: (844)-500-9356 • (716) 488-2810

www.colecraftcf.com

Fax: (716) 488-2824



CONFERENCE

& TRAINING TABLES



SPECIFICATION GUIDE

REV 111924

NOTE: Due to the recent unanticipated cost increase of raw materials please call to confirm list pricing before you quote your clients

COLECRAFT
The Art of Detail™

INDEX

GENERAL INFO

Seating Capacity—4
 Conference size and style overview—5
 Grain direction information—6
 Base center line locations—6 - 7
 Wood Bases—8
 Metal bases—9 - 10

TABLES

Conferencing
 36" W / 72" - 120" L—12 - 13
 42" W / 84" - 144" L—14 - 21
 48" W / 60" - 288" L—22 - 33
 60" W / 96" - 288" L—34 - 45

Square
 30" - 48"—46 - 53

Round
 30" - 96"—54 - 65

 View conference tables—66
 Collaboration Tables—68
 Configurable training—70
 Training tables—72 - 75
 Height Adjustable Training—76
 Training Table Accessories—78
 Ordering guide—80

Notes

Notes section containing multiple horizontal lines for writing.



Tables Seating Capacity

COLECRAFT

Top Size	Rectangular	Arched End	Racetrack	Arched End Boat	View	Square	Round
20x36	1						
20x48	2						
20x60	2						
20x72	2						
20x84	3						
20x96	3						
24x36	1						
24x48	2						
24x60	2						
24x72	2						
24x84	3						
24x96	3						
24x120	4						
30x30						4	3
30x48	4						
30x60	6						
30x72	6						
30x84	8						
30x96	8						
30x120	10						
36x36						4	4
36x48	4						
36x60	6						
36x72	6		6				
36x84	8		8				
36x96	8		8				
36x120	10		10				
42x42						4	4
42x60	6						
42x72	6		6				
42x84	8		8				
42x96	8		8				
42x120	10		10				
42x144	12		12				
48x48						4	5
48x60	6						
48x72	6						
48x84	8		8	8			
48x96	8	8	8	8			
48x120	10	10	10	10			
48x144	12	12	12	12			
48x168	12	12	12	12			
48x192	14	14	14	14			
48x216	16	16	16	16			
48x240	18	18	18	18			
48x288	22	22	22	22			
54x54							5
60x60							6
60x96	10	10	10	10	7		
60x120	12	12	12	12	9		
60x144	14	14	14	14	11		
60x168	16	16	16	16	11		
60x192	20	20	20	20	13		
60x216	20	20	20	20	15		
60x240	20	20	20	20	17		
60x288	20	20	20	20	19		
72x72							7
84x84							8
96x96							9

Conference Table Style Overview

COLECRAFT

36" width
 Lengths 72"-120"
 Diameters 30"- 96"

42" width
 Lengths 72"-144"
 Lengths 96"-288"
 Lengths 60"-144"
 Squares 30"- 48"

48" width
 Lengths 84"-288"
 Lengths 60"-288"

60" width
 Lengths 96"-288"
 Lengths 96"-288"
 Lengths 96"-288"


Conference Table Base Center Line Locations

Grain Direction


Veneer Tops - We run our Veneer Parallel to the length of the table on 1 piece tops (120" and under). Veneer is laid parallel with the width (cross grain) of the table on 2 and 3 piece tops.

Laminate Tops - Laminates with patterns or simulated wood grain will run parallel to the length of the table and pattern. NOTE - The grain will not match at table seams. If matching grain at seams is required please contact Colecraft customer service for a quote.

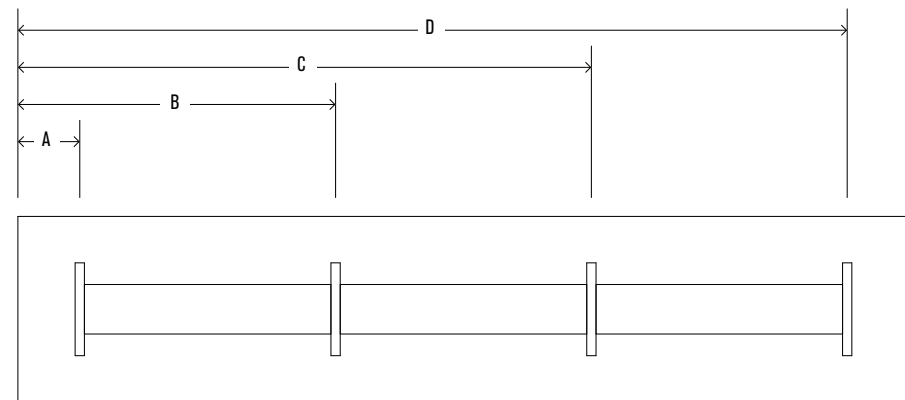

Veneer - 1 piece top



Veneer - 2 & 3 piece top



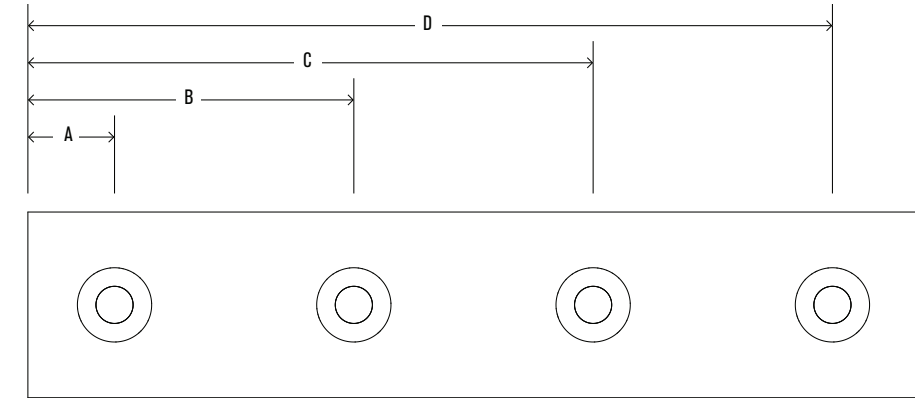
Laminate - 1, 2 & 3 piece top



PANEL, RECTANGULAR AND BOAT BASES

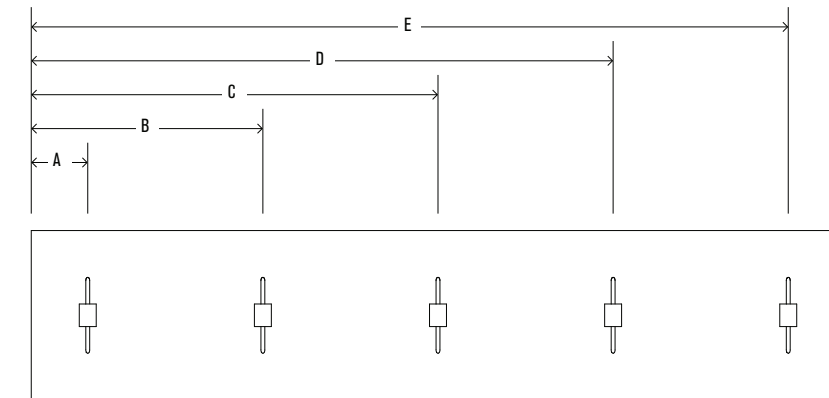
TOP	# OF BASES	A	B	C	D
96"	2	20"	76"		
120"	2	20"	100"		
144"	3	20"	72"	124"	
168"	3	20"	84"	148"	
192"	3	20"	96"	172"	
216"	3	20"	108"	196"	
240"	3	20"	120"	220"	
288"	4	20"	102.3/4"	185.1/2"	268"

Conference Table Base Center Line Locations



DRUM BASE

TOP	# OF BASES	A	B	C	D
96"	2	28"	68"		
120"	2	28"	92"		
144"	3	28"	72"	116"	
168"	3	28"	84"	140"	
192"	3	28"	96"	164"	
216"	3	28"	108"	188"	
240"	3	28"	120"	212"	
288"	4	28"	105.3/8"	182.5/8"	260"



METAL BASES

TOP	# OF BASES	A	B	C	D	E
96"	2	20"	76"			
120"	3	20"	60"	100"		
144"	3	20"	72"	124"		
168"	3	20"	84"	148"		
192"	4	20"	70.5/8"	121.3/8"	172"	
216"	4	20"	78.3/4"	137.1/2"	196"	
240"	5	20"	70"	120"	170"	220"
288"	5	20"	82"	144"	206"	268"

Wood Conference Table Bases For Tables 29" H

COLECRAFT

Standard bases



QUEEN ANNE
 SIZES: 31" BASE SPREAD
 33" BASE SPREAD
 35" BASE SPREAD



BOAT BASE
 SIZES: 8.5" W X 24" L
 8.5" W X 30" H



DUNCAN PHYFE
 SIZES: 37" BASE SPREAD
 39" BASE SPREAD
 41" BASE SPREAD



RECTANGULAR BASE
 SIZES: 8.5" W X 24" L
 8.5" W X 30" H



TRADITIONAL PANEL BASE
 SIZES: 3.25" W X 24" L
 3.25" W X 30" L



DRUM BASE
 SIZES: 18" DIAMETER
 24" DIAMETER
 31" DIAMETER



PANEL BASE
 SIZES: 3.25" W X 24" L
 3.25" W X 30" L



HEIGHT ADJUSTABLE BASE
 SIZES: 7.625" W X 24" L X 29" - 42" H
 7.625" W X 30" L X 29" - 42" H

Premium Base Options


STAINLESS STEEL PLINTH • add \$400



STAINLESS STEEL VEIN LINE • add \$200




ADJUSTABLE HEIGHT STAINLESS STEEL INNER BASE add \$600

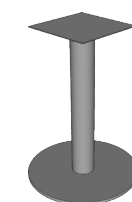


Metal Conference Table Bases For Tables 29" H


COLECRAFT



COLUMN LEG
 AVAILABLE OPTIONS: CASTERS + \$45 PER BASE
 COUNTER OR BAR HEIGHT + \$71 PER BASE




DISC BASE
 SIZES OF SPREAD: 18", 26", 32"
 AVAILABLE OPTIONS: TILT + \$190 PER BASE
 COUNTER OR BAR HEIGHT + \$112 PER BASE



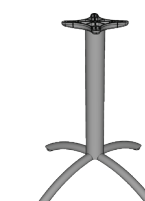
TUBULAR T BASE
 SIZES OF SPREAD: 16", 18", 22", 26", 32"
 AVAILABLE OPTIONS: TILT + \$190 PER BASE
 FOLD + \$190 PER BASE
 CASTERS + \$55 PER BASE
 COUNTER OR BAR HEIGHT + \$71 PER BASE



TUBULAR X BASE
 SIZES OF SPREAD: 22", 26", 32", 38"
 AVAILABLE OPTIONS: TILT + \$190 PER BASE
 CASTERS + \$80 PER BASE
 COUNTER OR BAR HEIGHT + \$112 PER BASE




DURACAST T BASE
 SIZES OF SPREAD: 15.25", 20", 26", 33.25", 38.25"
 AVAILABLE OPTIONS: TILT + \$190 PER BASE
 FOLD + \$190 PER BASE
 CASTERS + \$55 PER BASE
 COUNTER OR BAR HEIGHT + \$93 PER BASE



ARCHED X BASE
 SIZES OF SPREAD: 26", 32", 38"
 AVAILABLE OPTIONS: TILT + \$190 PER BASE
 CASTERS + \$80 PER BASE
 COUNTER OR BAR HEIGHT + \$112 PER BASE



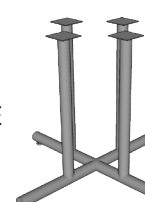
ARCHED T BASE
 SIZES OF SPREAD: 16", 22", 26"
 AVAILABLE OPTIONS: TILT + \$190 PER BASE
 FOLD + \$190 PER BASE
 CASTERS + \$55 PER BASE
 COUNTER OR BAR HEIGHT + \$783 PER BASE



DURACAST X BASE
 SIZES OF SPREAD: 20", 26", 33", 38"
 AVAILABLE OPTIONS: TILT + \$190 PER BASE
 CASTERS + \$80 PER BASE
 COUNTER OR BAR HEIGHT + \$112 PER BASE



ARCHED DOUBLE COLUMN
 SIZES OF SPREAD: 36"
 AVAILABLE OPTIONS: CASTERS + \$65 PER BASE
 COUNTER OR BAR HEIGHT + \$175 PER BASE



TUBULAR 4 COLUMN X BASE
 SIZES OF SPREAD: 32"
 AVAILABLE OPTIONS: CASTERS + \$139 PER BASE
 COUNTER OR BAR HEIGHT + \$258 PER BASE



DURACAST DOUBLE COLUMN BASE
 SIZES OF SPREAD: 34", 40"
 AVAILABLE OPTIONS: FOLD + \$380 PER BASE
 CASTERS + \$65 PER BASE
 COUNTER OR BAR HEIGHT + \$175 PER BASE



DURACAST 4 COLUMN X BASE
 SIZES OF SPREAD: 38", 46", 58"
 AVAILABLE OPTIONS: CASTERS + \$139 PER BASE
 COUNTER OR BAR HEIGHT + \$258 PER BASE



TUBULAR DOUBLE COLUMN BASE
 SIZES OF SPREAD: 36",
 AVAILABLE OPTIONS: FOLD + \$380 PER BASE
 CASTERS + \$65 PER BASE
 COUNTER OR BAR HEIGHT + \$175 PER BASE



H FRAME BASE
 SIZES OF SPREAD: 18.5", 22.5", 28.5", 34.5", 39.5"
 AVAILABLE OPTIONS: CASTERS + \$158 PER BASE



TAPERED DISC BASE
SIZES OF SPREAD: 18", 26", 32"
AVAILABLE OPTIONS: TILT + \$190 PER BASE
COUNTER OR BAR HEIGHT + \$100 PER BASE



V-BASE
SIZES OF SPREAD: 36", 42", 48", 60"
CALL FOR PRICING AND FINISH OPTIONS



A-BASE
SIZES OF SPREAD: 36", 42", 48", 60"
CALL FOR PRICING AND FINISH OPTIONS



U-BASE
SIZES OF SPREAD: 36", 42", 48", 60"
CALL FOR PRICING AND FINISH OPTIONS



O-BASE
SIZES OF SPREAD: 36", 42", 48", 60"
CALL FOR PRICING AND FINISH OPTIONS

Conference Table Tops

36" W
72" - 120" L

1 PIECE TOP

	WOOD EDGE			LAMINATE/PVC EDGE			
	WKNF1 WBNS1 WDRD1 WRBV1 WBEV1 WTRD1	WBNS WDRD WRBV WBEV WTRD	WXWE* WXCR WXBV WXBD WXRD WXFL WXBVL*	SE* PVC LBVL*	DELUXE	PREMIUM	STANDARD
VENEER	LENGTH	MODEL #	SEATS	DELUXE	PREMIUM	STANDARD	
RE	72"	TP RE VN 3672	6	\$3,588	\$3,336	\$2,834	
	84"	TP RE VN 3684	8	\$3,878	\$3,606	\$3,063	
	96"	TP RE VN 3696	8	\$4,925	\$4,581	\$3,891	
	120"	TP RE VN 36120	10	\$5,971	\$5,553	\$4,717	
RX	72"	TP RX VN 3672	6	\$4,409	\$4,332	\$3,422	
	84"	TP RX VN 3684	8	\$5,145	\$5,054	\$3,992	
	96"	TP RX VN 3696	8	\$5,879	\$5,775	\$4,563	
	120"	TP RX VN 36120	10	\$7,350	\$7,220	\$5,703	
LAMINATE	LENGTH	MODEL #	SEATS	DELUXE	PREMIUM	STANDARD	BASIC
RE	72"	TP RE LM 3672	6	\$3,023	\$2,763	\$2,296	\$1,695
	84"	TP RE LM 3684	8	\$3,268	\$2,986	\$2,481	\$2,076
	96"	TP RE LM 3696	8	\$4,150	\$3,793	\$3,152	\$2,237
	120"	TP RE LM 36120	10	\$5,032	\$4,599	\$3,821	\$2,776
RX	72"	TP RX LM 3672	6	\$3,715	\$3,588	\$2,771	\$1,971
	84"	TP RX LM 3684	8	\$4,336	\$4,186	\$3,233	\$2,414
	96"	TP RX LM 3696	8	\$4,954	\$4,783	\$3,696	\$2,602
	120"	TP RX LM 36120	10	\$6,193	\$5,980	\$4,620	\$3,232

Metal Bases

AVAILABLE WITH *T (TILT), *F (FOLD), *C (CASTERS). SEE PAGE 9 FOR DETAILS AND PRICING.

TUBULAR T BASE		ARCHED T BASE		DURACAST T BASE		A BASE		O BASE		U BASE	
*T *F *C		*T *F *C		*T *F *C							
MODEL #		MODEL #		MODEL #		MODEL #		MODEL #		MODEL #	
B2 T96 P1C26	\$786	B2 TAR P1C26	\$830	B2 TDC P1C26	\$864	B2 ABS P2C36	\$1,985	B2 OBS P2C36	\$1,985	B2 UBS P2C36	\$1,985
B2 T96 P1C26	\$786	B2 TAR P1C26	\$830	B2 TDC P1C26	\$864	B2 ABS P2C36	\$1,985	B2 OBS P2C36	\$1,985	B2 UBS P2C36	\$1,985
B2 T96 P1C26	\$786	B2 TAR P1C26	\$830	B2 TDC P1C26	\$864	B2 ABS P2C36	\$1,985	B2 OBS P2C36	\$1,985	B2 UBS P2C36	\$1,985
B3 T96 P1C26	\$1,090	B3 TAR P1C26	\$1,162	B3 TDC P1C26	\$1,162	B3 ABS P2C36	\$2,954	B3 OBS P2C36	\$2,954	B3 UBS P2C36	\$2,954
B2 T96 P1C26	\$830	B2 TAR P1C26	\$830	B2 TDC P1C26	\$864	B2 ABS P2C36	\$1,985	B2 OBS P2C36	\$1,985	B2 UBS P2C36	\$1,985
B2 T96 P1C26	\$830	B2 TAR P1C26	\$830	B2 TDC P1C26	\$864	B2 ABS P2C36	\$1,985	B2 OBS P2C36	\$1,985	B2 UBS P2C36	\$1,985
B2 T96 P1C26	\$830	B2 TAR P1C26	\$830	B2 TDC P1C26	\$864	B2 ABS P2C36	\$1,985	B2 OBS P2C36	\$1,985	B2 UBS P2C36	\$1,985
B3 T96 P1C26	\$1,090	B3 TAR P1C26	\$1,162	B3 TDC P1C26	\$1,162	B3 ABS P2C36	\$2,954	B3 OBS P2C36	\$2,954	B3 UBS P2C36	\$2,954
MODEL #		MODEL #		MODEL #		MODEL #		MODEL #		MODEL #	
B2 T96 P1C26	\$830	B2 TAR P1C26	\$830	B2 TDC P1C26	\$864	B2 ABS P2C36	\$1,985	B2 OBS P2C36	\$1,985	B2 UBS P2C36	\$1,985
B2 T96 P1C26	\$830	B2 TAR P1C26	\$830	B2 TDC P1C26	\$864	B2 ABS P2C36	\$1,985	B2 OBS P2C36	\$1,985	B2 UBS P2C36	\$1,985
B2 T96 P1C26	\$830	B2 TAR P1C26	\$830	B2 TDC P1C26	\$864	B2 ABS P2C36	\$1,985	B2 OBS P2C36	\$1,985	B2 UBS P2C36	\$1,985
B3 T96 P1C26	\$1,162	B3 TAR P1C26	\$1,162	B3 TDC P1C26	\$1,162	B3 ABS P2C36	\$2,954	B3 OBS P2C36	\$2,954	B3 UBS P2C36	\$2,954
B2 T96 P1C26	\$830	B2 TAR P1C26	\$830	B2 TDC P1C26	\$864	B2 ABS P2C36	\$1,985	B2 OBS P2C36	\$1,985	B2 UBS P2C36	\$1,985
B2 T96 P1C26	\$830	B2 TAR P1C26	\$830	B2 TDC P1C26	\$864	B2 ABS P2C36	\$1,985	B2 OBS P2C36	\$1,985	B2 UBS P2C36	\$1,985
B2 T96 P1C26	\$830	B2 TAR P1C26	\$830	B2 TDC P1C26	\$864	B2 ABS P2C36	\$1,985	B2 OBS P2C36	\$1,985	B2 UBS P2C36	\$1,985
B3 T96 P1C26	\$1,162	B3 TAR P1C26	\$1,162	B3 TDC P1C26	\$1,107	B3 ABS P2C36	\$2,954	B3 OBS P2C36	\$2,954	B3 UBS P2C36	\$2,954

Notes :
 Laminate or Paint can be substituted for veneer on work surfaces at no extra charge •
 Our Deluxe and Standard edges are available 1-3/4" thickness • add 10 % to cost of table top
 *Consult Your Colecraft Representative regarding Price Reduction For Wood Tape
 *Edges WXBVL, LBVL, SE • add 10 % to cost of table top
 *Edges WXWE • Subtract 10 % to cost of table top

Conference Table Tops

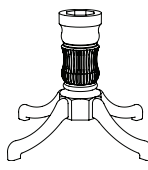
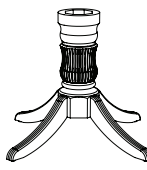


42" W
84" - 120" L

1 PIECE TOP

	WOOD EDGE						LAMINATE/PVC EDGE														
	WKNF1	WBNS1	WDRD1	WRBV1	WBEV1	WTRD1	WBNS	WDRD	WRBV	WBEV	WTRD	WXWE*	WXCR	WXBV	WXBD	WXRD	WXFL	WXBVL*	SE*	PVC	LBVL*
1 PIECE TOP	LENGTH	MODEL #	SEATS	DELUXE	PREMIUM	STANDARD															
VENEER																					
RE	84"	TP RE VN 4284	8	\$4,681	\$4,213	\$3,698															
	96"	TP RE VN 4296	8	\$5,349	\$4,815	\$4,226															
	120"	TP RE VN 42120	10	\$6,687	\$6,018	\$5,283															
RX	84"	TP RX VN 4284	8	\$5,716	\$5,615	\$4,436															
	96"	TP RX VN 4296	8	\$6,533	\$6,417	\$5,070															
	120"	TP RX VN 42120	10	\$8,166	\$8,022	\$6,337															
LAMINATE	LENGTH	MODEL #	SEATS	DELUXE	PREMIUM	STANDARD	BASIC														
RE	84"	TP RE LM 4284	8	\$3,944	\$3,489	\$2,995	\$2,123														
	96"	TP RE LM 4296	8	\$4,508	\$3,987	\$3,423	\$2,294														
	120"	TP RE LM 42120	10	\$5,635	\$4,984	\$4,279	\$2,808														
RX	84"	TP RX LM 4284	8	\$4,817	\$4,650	\$3,593	\$2,465														
	96"	TP RX LM 4296	8	\$5,505	\$5,315	\$4,106	\$2,663														
	120"	TP RX LM 42120	10	\$6,881	\$6,643	\$5,133	\$3,477														

Wood Bases

WOOD, PAINTED OR LAMINATE* BASES
Removable wire management access panel: add \$300 per base

QUEEN ANNE		DUNCAN PHYFE		TRADITIONAL PANEL BASE		PANEL BASE	
							
MODEL #		MODEL #		MODEL #		MODEL #	
NOT AVAILABLE		NOT AVAILABLE		B2 TPN VN 24	\$4,348	B2 PAN VN 24	\$4,075
B2 QANN WD 35	\$4,598	B2 PHYF WD 39	\$4,490	B2 TPN VN 24	\$4,348	B2 PAN VN 24	\$4,075
B2 QANN WD 35	\$4,598	B2 PHYF WD 39	\$4,490	B2 TPN VN 24	\$4,348	B2 PAN VN 24	\$4,075
NOT AVAILABLE		NOT AVAILABLE		B2 TPN VN 24	\$4,348	B2 PAN VN 24	\$4,075
B2 QANN WD 35	\$4,598	B2 QANN WD 35	\$4,490	B2 TPN VN 24	\$4,348	B2 PAN VN 24	\$4,075
B2 QANN WD 35	\$4,598	B2 QANN WD 35	\$4,490	B2 TPN VN 24	\$4,348	B2 PAN VN 24	\$4,075
NOT AVAILABLE		NOT AVAILABLE		B2 TPN VN 24	\$4,348	B2 PAN LM 24	\$3,260
B2 QANN WD 35	\$4,598	B2 PHYF WD 39	\$4,490	B2 TPN VN 24	\$4,348	B2 PAN LM 24	\$3,260
B2 QANN WD 35	\$4,598	B2 PHYF WD 39	\$4,490	B2 TPN VN 24	\$4,348	B2 PAN LM 24	\$3,260
AVAILABLE IN WOOD ONLY		AVAILABLE IN WOOD ONLY		AVAILABLE IN VENEER ONLY			
NOT AVAILABLE		NOT AVAILABLE		B2 TPN VN 24	\$4,348	B2 PAN LM 24	\$3,260
B2 QANN WD 35	\$4,598	B2 QANN WD 35	\$4,490	B2 TPN VN 24	\$4,348	B2 PAN LM 24	\$3,260
B2 QANN WD 35	\$4,598	B2 QANN WD 35	\$4,490	B2 TPN VN 24	\$4,348	B2 PAN LM 24	\$3,260
AVAILABLE IN WOOD ONLY		AVAILABLE IN WOOD ONLY		AVAILABLE IN VENEER ONLY			

Notes : Laminate or Paint can be substituted for veneer on work surfaces at no extra charge •
Our Deluxe and Standard edges are available 1-3/4" thickness • add 10 % to cost of table top
*Consult Your Colecraft Representative regarding Price Reduction For Wood Tape
*Edges WXBVL, LBVL, SE • add 10 % to cost of table top
*Edges WXWE • Subtract 10 % to cost of table top

Conference Table Tops

42" W
60" - 120" L

1 PIECE TOP

	WOOD EDGE						LAMINATE/PVC EDGE													
	WKNF1	WBNS1	WDRD1	WRBV1	WBEV1	WTRD1	WBNS	WDRD	WRBV	WBEV	WTRD	WXWE*	WXCR	WXBV	WXBD	WXRD	WXFL	WXBVL*	SE*	PVC
1 PIECE TOP	LENGTH	MODEL #	SEATS	DELUXE	PREMIUM	STANDARD														
RE	60"	TP RE VN 4260	6	\$3,343	\$3,009	\$2,641														
	72"	TP RE VN 4272	6	\$4,012	\$3,611	\$3,170														
	84"	TP RE VN 4284	8	\$4,681	\$4,213	\$3,698														
	96"	TP RE VN 4296	8	\$5,349	\$4,815	\$4,226														
	120"	TP RE VN 42120	10	\$6,687	\$6,018	\$5,283														
RX	72"	TP RX VN 4272	6	\$5,144	\$5,054	\$3,992														
	84"	TP RX VN 4284	8	\$5,716	\$5,615	\$4,436														
	96"	TP RX VN 4296	8	\$6,533	\$6,417	\$5,070														
	120"	TP RX VN 42120	10	\$8,166	\$8,022	\$6,337														
LAMINATE	LENGTH	MODEL #	SEATS	DELUXE	PREMIUM	STANDARD	BASIC													
RE	60"	TP RE LM 4260	6	\$2,817	\$2,492	\$2,139	\$1,466													
	72"	TP RE LM 4272	6	\$3,381	\$2,990	\$2,567	\$1,740													
	84"	TP RE LM 4284	8	\$3,944	\$3,489	\$2,995	\$2,123													
	96"	TP RE LM 4296	8	\$4,508	\$3,987	\$3,423	\$2,294													
	120"	TP RE LM 42120	10	\$5,635	\$4,984	\$4,279	\$2,808													
RX	72"	TP RX LM 4272	6	\$4,335	\$4,185	\$3,234	\$2,022													
	84"	TP RX LM 4284	8	\$4,817	\$4,650	\$3,593	\$2,465													
	96"	TP RX LM 4296	8	\$5,505	\$5,315	\$4,106	\$2,663													
	120"	TP RX LM 42120	10	\$6,881	\$6,643	\$5,133	\$3,477													

Notes : Laminate or Paint can be substituted for veneer on work surfaces at no extra charge •
Our Deluxe and Standard edges are available 1-3/4" thickness • add 10 % to cost of table top
*Consult Your Colecraft Representative regarding Price Reduction For Wood Tape
*Edges WXBVL, LBVL, SE • add 10 % to cost of table top
*Edges WXWE • Subtract 10 % to cost of table top

Metal Bases

AVAILABLE WITH *T (TILT), *F (FOLD), *C (CASTERS). SEE PAGE 9 FOR DETAILS AND PRICING.

COLUMN BASE		TUBULAR T BASE		ARCHED DOUBLE COLUMN BASE		DURACAST T BASE	
*C		*T *F *C		*C		*T *F *C	
MODEL #		MODEL #		MODEL #		MODEL #	
B4 820 P	\$727	B2 T96 P1C32	\$902	B2 TAR P2C36	\$1,402	B2 TDC P1C33	\$959
B4 820 P VB	\$1,040	B2 T96 P1C32	\$902	B2 TAR P2C36	\$1,402	B2 TDC P1C33	\$959
B4 820 P VB	\$1,040	B2 T96 P1C32	\$902	B2 TAR P2C36	\$1,402	B2 TDC P1C33	\$959
B4 820 P VB	\$1,040	B2 T96 P1C32	\$902	B2 TAR P2C36	\$1,402	B2 TDC P1C33	\$959
B6 820 P	\$1,007	B3 T96 P1C32	\$1,267	B3 TAR P2C36	\$2,018	B3 TDC P1C33	\$1,355
NOT AVAILABLE		B2 T96 P1C32	\$902	B2 TAR P2C36	\$1,402	B2 TDC P1C33	\$959
NOT AVAILABLE		B2 T96 P1C32	\$902	B2 TAR P2C36	\$1,402	B2 TDC P1C33	\$959
NOT AVAILABLE		B2 T96 P1C32	\$902	B2 TAR P2C36	\$1,402	B2 TDC P1C33	\$959
NOT AVAILABLE		B3 T96 P1C32	\$1,267	B3 TAR P2C36	\$2,018	B3 TDC P1C33	\$1,355
MODEL #		MODEL #		MODEL #		MODEL #	
B4 820 P	\$727	B2 T96 P1C32	\$902	B2 TAR P2C36	\$1,402	B2 TDC P1C33	\$959
B4 820 P VB	\$1,040	B2 T96 P1C32	\$902	B2 TAR P2C36	\$1,402	B2 TDC P1C33	\$959
B4 820 P VB	\$1,040	B2 T96 P1C32	\$902	B2 TAR P2C36	\$1,402	B2 TDC P1C33	\$959
B4 820 P VB	\$1,040	B2 T96 P1C32	\$902	B2 TAR P2C36	\$1,402	B2 TDC P1C33	\$959
B6 820 P	\$1,007	B3 T96 P1C32	\$1,267	B3 TAR P2C36	\$2,018	B3 TDC P1C33	\$1,355
NOT AVAILABLE		B2 T96 P1C32	\$902	B2 TAR P2C36	\$1,402	B2 TDC P1C33	\$959
NOT AVAILABLE		B2 T96 P1C32	\$902	B2 TAR P2C36	\$1,402	B2 TDC P1C33	\$959
NOT AVAILABLE		B2 T96 P1C32	\$902	B2 TAR P2C36	\$1,402	B2 TDC P1C33	\$959
NOT AVAILABLE		B3 T96 P1C32	\$1,267	B3 TAR P2C36	\$2,018	B3 TDC P1C33	\$1,355

Conference Table Tops

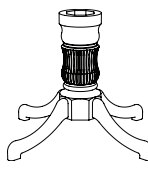
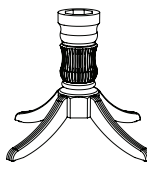


42" W
144" L

2 PIECE TOP

	WOOD EDGE						LAMINATE/PVC EDGE
	WKNF1 WBNS1 WDRD1 WRBV1 WBEV1 WTRD1	WBNS WDRD WRBV WBEV WTRD	WXWE* WXCR WXBV WXBD WXRD WXFL WXBVL*	SE* PVC LBVL*	DELUXE	PREMIUM	STANDARD
VENEER	LENGTH	MODEL #	SEATS	DELUXE	PREMIUM	STANDARD	
RE	144"	TP RE VN 42144	12	\$9,015	\$8,114	\$7,122	
RX	144"	TP RX VN 42144	12	\$12,058	\$11,845	\$9,358	
LAMINATE	LENGTH	MODEL #	SEATS	DELUXE	PREMIUM	STANDARD	BASIC
RE	144"	TP RE LM 42144	12	\$7,597	\$6,720	\$5,769	\$3,518
RX	144"	TP RX LM 42144	12	\$10,161	\$9,809	\$7,579	\$5,067

Wood Bases

WOOD, PAINTED OR LAMINATE* BASES
Removable wire management access panel: add \$300 per base

QUEEN ANNE		DUNCAN PHYFE		TRADITIONAL PANEL BASE		PANEL BASE	
							
MODEL #	MODEL #	MODEL #	MODEL #	MODEL #	MODEL #	MODEL #	MODEL #
B3 QANN WD 35	\$6,897	B3 PHYF WD 39	\$6,734	B3 TPN VN 24	\$6,723	B3 PAN VN 24	\$6,112
B3 QANN WD 35	\$6,897	B3 PHYF WD 39	\$6,734	B3 TPN VN 24	\$6,723	B3 PAN VN 24	\$6,112
MODEL #	MODEL #	MODEL #	MODEL #	MODEL #	MODEL #	MODEL #	MODEL #
B3 QANN WD 35	\$6,897	B3 PHYF WD 39	\$6,734	B3 TPN VN 24	\$6,723	B3 PAN LM 24	\$4,889
AVAILABLE IN WOOD ONLY		AVAILABLE IN WOOD ONLY		AVAILABLE IN VENEER ONLY			
B3 QANN WD 35	\$6,897	B3 PHYF WD 39	\$6,734	B3 TPN VN 24	\$6,723	B3 PAN LM 24	\$4,889
AVAILABLE IN WOOD ONLY		AVAILABLE IN WOOD ONLY		AVAILABLE IN VENEER ONLY			

Notes :
 Laminate or Paint can be substituted for veneer on work surfaces at no extra charge •
 Our Deluxe and Standard edges are available 1-3/4" thickness • add 10 % to cost of table top
 *Consult Your Colecraft Representative regarding Price Reduction For Wood Tape
 *Edges WXBVL, LBVL, SE • add 10 % to cost of table top
 *Edges WXWE • Subtract 10 % to cost of table top

Conference Table Tops

42" W
144" L

WOOD EDGE

- WKNF1
- WBNS1
- WDRD1
- WRBV1
- WBEV1
- WTRD1
- WBNS
- WDRD
- WRBV
- WBEV
- WTRD
- WXWE*
- WXCR
- WXBV
- WXBD
- WXRD
- WXFL
- WXBVL*

LAMINATE/PVC EDGE

- SE*
- PVC
- LBVL*


2 PIECE TOP

2 PIECE TOP	LENGTH	MODEL #	SEATS	DELUXE	PREMIUM	STANDARD	
VENEER							
RE	144"	TP RE VN 42144	12	\$9,016	\$8,113	\$7,121	
RX	144"	TP RX VN 42144	12	\$12,058	\$11,845	\$9,358	
LAMINATE							
	LENGTH	MODEL #	SEATS	DELUXE	PREMIUM	STANDARD	BASIC
RE	144"	TP RE LM 42144	12	\$7,597	\$6,719	\$5,768	\$3,518
RX	144"	TP RX LM 42144	12	\$10,161	\$9,809	\$7,579	\$5,067

Metal Bases

AVAILABLE WITH *T (TILT), *F (FOLD), *C (CASTERS). SEE PAGE 9 FOR DETAILS AND PRICING.

COLUMN BASE



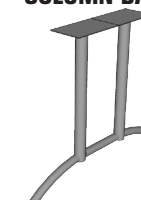
*C

TUBULAR T BASE



*T *F *C

ARCHED DOUBLE COLUMN BASE



*C

DURACAST T BASE



*T *F *C

MODEL #	MODEL #	MODEL #	MODEL #	MODEL #	MODEL #
B6 820 P \$1,007	B3 T96 P1C32 \$1,267	B3 TAR P2C36 \$2,018	B3 TDC P1C33 \$1,355	B3 WMT P1C38 \$2,301	
NOT AVAILABLE	B3 T96 P1C32 \$1,267	B3 TAR P2C36 \$2,018	B3 TDC P1C33 \$1,355	B3 WMT P1C38 \$2,301	
MODEL #	MODEL #	MODEL #	MODEL #	MODEL #	MODEL #
B6 820 P \$1,007	B3 T96 P1C32 \$1,267	B3 TAR P2C36 \$2,018	B3 TDC P1C33 \$1,355	B3 WMT P1C38 \$2,301	
NOT AVAILABLE	B3 T96 P1C32 \$1,267	B3 TAR P2C36 \$2,018	B3 TDC P1C33 \$1,355	B3 WMT P1C38 \$2,301	

Notes : Laminate or Paint can be substituted for veneer on work surfaces at no extra charge • Our Deluxe and Standard edges are available 1-3/4" thickness • add 10 % to cost of table top • Consult Your Colecraft Representative regarding Price Reduction For Wood Tape • Edges WXBVL, LBVL, SE • add 10 % to cost of table top • Edges WXWE • Subtract 10 % to cost of table top

Conference Table Tops

48" W
60" - 120" L



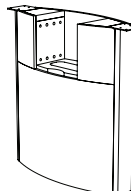
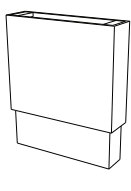

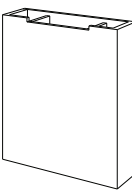
1 PIECE TOP

VENEER	LENGTH	MODEL #	SEATS	WOOD EDGE			LAMINATE/PVC EDGE
				DELUXE	PREMIUM	STANDARD	
RE	60"	TP RE VN 4860	6	\$4,012	\$3,611	\$3,170	
	72"	TP RE VN 4872	6	\$4,814	\$4,333	\$3,803	
	84"	TP RE VN 4884	8	\$5,617	\$5,055	\$4,437	
	96"	TP RE VN 4896	8	\$5,835	\$5,252	\$4,610	
	120"	TP RE VN 48120	10	\$7,985	\$7,186	\$6,308	
AE	84"	TP __ VN 4884	8	\$7,380	\$6,642	\$5,830	
	96"	TP __ VN 4896	8	\$7,633	\$6,869	\$6,030	
	120"	TP __ VN 48120	10	\$9,709	\$8,738	\$7,670	
RX							
ABT							
LAMINATE	LENGTH	MODEL #	SEATS	DELUXE	PREMIUM	STANDARD	BASIC
RE	60"	TP RE LM 4860	6	\$3,381	\$2,990	\$2,567	\$1,647
	72"	TP RE LM 4872	6	\$4,057	\$3,589	\$3,081	\$1,963
	84"	TP RE LM 4884	8	\$4,733	\$4,187	\$3,594	\$2,379
	96"	TP RE LM 4896	8	\$4,917	\$4,349	\$3,734	\$2,442
	120"	TP RE LM 48120	10	\$6,729	\$5,951	\$5,109	\$3,142
AE	84"	TP __ LM 4884	8	\$6,219	\$5,501	\$4,722	\$3,028
	96"	TP __ LM 4896	8	\$6,432	\$5,689	\$4,884	\$3,456
	120"	TP __ LM 48120	10	\$8,182	\$7,237	\$6,213	\$4,173
RX							
ABT							

BOAT SHAPE CAN BE SUBSTITUTED AT NO EXTRA COST. USE BT IN MODEL # IN PLACE OF ABT

Notes : Laminate or Paint can be substituted for veneer on work surfaces at no extra charge • Our Deluxe and Standard edges are available 1-3/4" thickness • add 10 % to cost of table top • Consult Your Colecraft Representative regarding Price Reduction For Wood Tape • Edges WXBVL, LBVL, SE • add 10 % to cost of table top • Edges WXWE • Subtract 10 % to cost of table top

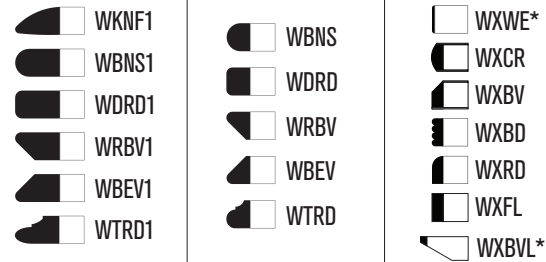
Wood Bases

WOOD BASES		WOOD, PAINTED OR LAMINATE* BASES Removable wire management access panel: add \$300 per base					
TRADITIONAL PANEL BASE	PANEL BASE	BOAT BASE	HEIGHT ADJUSTABLE	DRUM BASE	RECTANGULAR BASE		
							
MODEL #	MODEL #	MODEL #	MODEL #	MODEL #	MODEL #	MODEL #	MODEL #
B2 TPN VN 24 \$4,706	B2 PAN VN 24 \$4,278	B2 BTB VN 24 \$7,567	B2 AH VN 24 \$14,762	B2 DRM VN 24 \$5,396	B2 CBB VN 24 \$5,666		
B2 TPN VN 24 \$4,706	B2 PAN VN 24 \$4,278	B2 BTB VN 24 \$7,567	B2 AH VN 24 \$14,762	B2 DRM VN 24 \$5,396	B2 CBB VN 24 \$5,666		
B2 TPN VN 24 \$4,706	B2 PAN VN 24 \$4,278	B2 BTB VN 24 \$7,567	B2 AH VN 24 \$14,762	B2 DRM VN 24 \$5,396	B2 CBB VN 24 \$5,666		
B2 TPN VN 24 \$4,706	B2 PAN VN 24 \$4,278	B2 BTB VN 24 \$7,567	B2 AH VN 24 \$14,762	B2 DRM VN 24 \$5,396	B2 CBB VN 24 \$5,666		
B2 TPN VN 24 \$4,706	B2 PAN VN 24 \$4,278	B2 BTB VN 24 \$7,567	B2 AH VN 24 \$14,762	B2 DRM VN 24 \$5,396	B2 CBB VN 24 \$5,666		
B2 TPN VN 24 \$4,706	B2 PAN VN 24 \$4,278	B2 BTB VN 24 \$7,567	B2 AH VN 24 \$14,762	B2 DRM VN 24 \$5,396	B2 CBB VN 24 \$5,666		
B2 TPN VN 24 \$4,706	B2 PAN VN 24 \$4,278	B2 BTB VN 24 \$7,567	B2 AH VN 24 \$14,762	B2 DRM VN 24 \$5,396	B2 CBB VN 24 \$5,666		
B2 TPN VN 24 \$4,706	B2 PAN VN 24 \$4,278	B2 BTB VN 24 \$7,567	B2 AH VN 24 \$14,762	B2 DRM VN 24 \$5,396	B2 CBB VN 24 \$5,666		
B2 TPN VN 24 \$4,706	B2 PAN LN 24 \$3,423	B2 BTB LN 24 \$6,054	B2 AH LN 24 \$13,629	B2 DRMLM 24 \$4,317	B2 CBB LN 24 \$4,533		
B2 TPN VN 24 \$4,706	B2 PAN LN 24 \$3,423	B2 BTB LN 24 \$6,054	B2 AH LN 24 \$13,629	B2 DRMLM 24 \$4,317	B2 CBB LN 24 \$4,533		
B2 TPN VN 24 \$4,706	B2 PAN LN 24 \$3,423	B2 BTB LN 24 \$6,054	B2 AH LN 24 \$13,629	B2 DRMLM 24 \$4,317	B2 CBB LN 24 \$4,533		
B2 TPN VN 24 \$4,706	B2 PAN LN 24 \$3,423	B2 BTB LN 24 \$6,054	B2 AH LN 24 \$13,629	B2 DRMLM 24 \$4,317	B2 CBB LN 24 \$4,533		
B2 TPN VN 24 \$4,706	B2 PAN LN 24 \$3,423	B2 BTB LN 24 \$6,054	B2 AH LN 24 \$13,629	B2 DRMLM 24 \$4,317	B2 CBB LN 24 \$4,533		
AVAILABLE IN VENEER ONLY							
B2 TPN VN 24 \$4,706	B2 PAN LN 24 \$3,423	B2 BTB LN 24 \$6,054	B2 AH LN 24 \$13,629	B2 DRMLM 24 \$4,317	B2 CBB LN 24 \$4,533		
B2 TPN VN 24 \$4,706	B2 PAN LN 24 \$3,423	B2 BTB LN 24 \$6,054	B2 AH LN 24 \$13,629	B2 DRMLM 24 \$4,317	B2 CBB LN 24 \$4,533		
B2 TPN VN 24 \$4,706	B2 PAN LN 24 \$3,423	B2 BTB LN 24 \$6,054	B2 AH LN 24 \$13,629	B2 DRMLM 24 \$4,317	B2 CBB LN 24 \$4,533		
AVAILABLE IN VENEER ONLY							


Conference Table Tops

48" W
60" - 120" L

WOOD EDGE



LAMINATE/PVC EDGE



1 PIECE TOP

1 PIECE TOP	LENGTH	MODEL #	SEATS	DELUXE	PREMIUM	STANDARD	
VENEER							
RE	60"	TP RE VN 4860	6	\$4,012	\$3,611	\$3,170	
	72"	TP RE VN 4872	6	\$4,814	\$4,333	\$3,803	
	84"	TP RE VN 4884	8	\$5,617	\$5,055	\$4,437	
	96"	TP RE VN 4896	8	\$5,835	\$5,252	\$4,610	
	120"	TP RE VN 48120	10	\$7,985	\$7,186	\$6,308	
AE	84"	TP __ VN 4884	8	\$7,380	\$6,642	\$5,830	
	96"	TP __ VN 4896	8	\$7,633	\$6,869	\$6,030	
	120"	TP __ VN 48120	10	\$9,709	\$8,738	\$7,670	
RX							
ABT							
LAMINATE							
RE	60"	TP RE LM 4860	6	\$3,381	\$2,990	\$2,567	\$1,647
	72"	TP RE LM 4872	6	\$4,057	\$3,589	\$3,081	\$1,963
	84"	TP RE LM 4884	8	\$4,733	\$4,187	\$3,594	\$2,379
	96"	TP RE LM 4896	8	\$4,917	\$4,349	\$3,734	\$2,442
	120"	TP RE LM 48120	10	\$6,729	\$5,951	\$5,109	\$3,142
AE	84"	TP __ LM 4884	8	\$6,219	\$5,501	\$4,722	\$3,028
	96"	TP __ LM 4896	8	\$6,432	\$5,689	\$4,884	\$3,456
	120"	TP __ LM 48120	10	\$8,182	\$7,237	\$6,213	\$4,173
RX							
ABT							

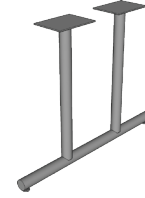
BOAT SHAPE CAN BE SUBSTITUTED AT NO EXTRA COST. USE BT IN MODEL # IN PLACE OF ABT

Notes : Laminate or Paint can be substituted for veneer on work surfaces at no extra charge • Our Deluxe and Standard edges are available 1-3/4" thickness • add 10 % to cost of table top • Consult Your Colecraft Representative regarding Price Reduction For Wood Tape • Edges WXBVL, LBVL, SE • add 10 % to cost of table top • Edges WXWE • Subtract 10 % to cost of table top

Metal Bases

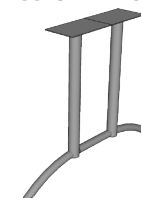
AVAILABLE WITH *T (TILT), *F (FOLD), *C (CASTERS). SEE PAGE 9 FOR DETAILS AND PRICING.

TUBULAR DOUBLE COLUMN BASE



*F *C

ARCHED DOUBLE COLUMN BASE



*C

DURACAST DOUBLE COLUMN BASE



*F *C

MODEL #	PRICE	MODEL #	PRICE	MODEL #	PRICE
B2 T96 P2C36	\$1,167	B2 TAR P2C36	\$1,472	B2 TDC P2C34	\$1,340
B2 T96 P2C36	\$1,167	B2 TAR P2C36	\$1,472	B2 TDC P2C34	\$1,340
B2 T96 P2C36	\$1,167	B2 TAR P2C36	\$1,472	B2 TDC P2C34	\$1,340
B2 T96 P2C36	\$1,167	B2 TAR P2C36	\$1,472	B2 TDC P2C34	\$1,340
B3 T96 P2C36	\$1,664	B3 TAR P2C36	\$2,119	B3 TDC P2C34	\$1,921
B2 T96 P2C36	\$1,167	B2 TAR P2C36	\$1,472	B2 TDC P2C34	\$1,340
B2 T96 P2C36	\$1,167	B2 TAR P2C36	\$1,472	B2 TDC P2C34	\$1,340
B3 T96 P2C36	\$1,664	B3 TAR P2C36	\$2,119	B3 TDC P2C34	\$1,921
B2 T96 P2C36	\$1,167	B2 TAR P2C36	\$1,472	B2 TDC P2C34	\$1,340
B2 T96 P2C36	\$1,167	B2 TAR P2C36	\$1,472	B2 TDC P2C34	\$1,340
B3 T96 P2C36	\$1,664	B3 TAR P2C36	\$2,119	B3 TDC P2C34	\$1,921
B2 T96 P2C36	\$1,167	B2 TAR P2C36	\$1,472	B2 TDC P2C34	\$1,340
B2 T96 P2C36	\$1,167	B2 TAR P2C36	\$1,472	B2 TDC P2C34	\$1,340
B3 T96 P2C36	\$1,664	B3 TAR P2C36	\$2,119	B3 TDC P2C34	\$1,921

Conference Table Tops

Wood Bases

48" W
144" - 240" L

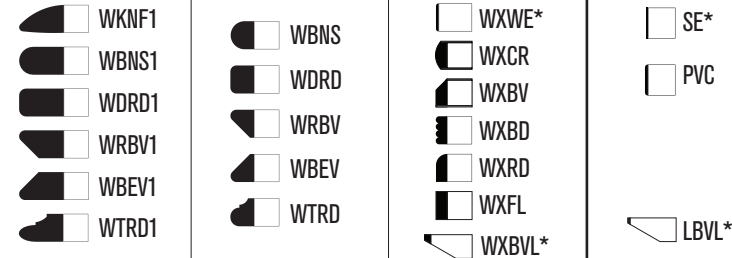
2 PIECE TOP

WOOD EDGE

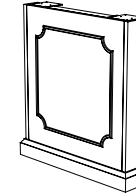
LAMINATE/PVC EDGE

WOOD BASES


WOOD, PAINTED OR LAMINATE* BASES Removable wire management access panel: add \$300 per base



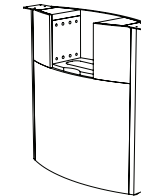
TRADITIONAL PANEL BASE



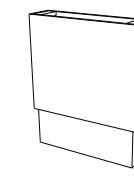
PANEL BASE




BOAT BASE




HEIGHT ADJUSTABLE



DRUM BASE



RECTANGULAR BASE



VENEER	LENGTH	MODEL #	SEATS	DELUXE	PREMIUM	STANDARD	
RE	144"	TP RE VN 48144	12	\$11,852	\$10,667	\$9,363	
	168"	TP RE VN 48168	12	\$15,988	\$14,389	\$12,631	
	192"	TP RE VN 48192	14	\$18,355	\$16,520	\$14,501	
	216"	TP RE VN 48216	16	\$20,686	\$18,617	\$16,342	
	240"	TP RE VN 48240	18	\$23,461	\$21,129	\$18,534	
AE	144"	TP __ VN 48144	12	\$13,988	\$12,589	\$11,051	
	168"	TP __ VN 48168	12	\$19,063	\$17,157	\$15,060	
	192"	TP __ VN 48192	14	\$21,770	\$19,593	\$17,198	
	216"	TP __ VN 48216	16	\$24,832	\$22,349	\$19,617	
	240"	TP __ VN 48240	18	\$27,898	\$25,108	\$22,039	
RX	144"	TP __ VN 48144	12	\$13,988	\$12,589	\$11,051	
	168"	TP __ VN 48168	12	\$19,063	\$17,157	\$15,060	
	192"	TP __ VN 48192	14	\$21,770	\$19,593	\$17,198	
	216"	TP __ VN 48216	16	\$24,832	\$22,349	\$19,617	
	240"	TP __ VN 48240	18	\$27,898	\$25,108	\$22,039	
ABT	144"	TP __ VN 48144	12	\$13,988	\$12,589	\$11,051	
	168"	TP __ VN 48168	12	\$19,063	\$17,157	\$15,060	
	192"	TP __ VN 48192	14	\$21,770	\$19,593	\$17,198	
	216"	TP __ VN 48216	16	\$24,832	\$22,349	\$19,617	
	240"	TP __ VN 48240	18	\$27,898	\$25,108	\$22,039	
LAMINATE	LENGTH	MODEL #	SEATS	DELUXE	PREMIUM	STANDARD	BASIC
RE	144"	TP RE LM 48144	12	\$9,987	\$8,834	\$7,584	\$4,385
	168"	TP RE LM 48168	12	\$13,473	\$11,917	\$10,231	\$4,639
	192"	TP RE LM 48192	14	\$15,467	\$13,681	\$11,745	\$5,897
	216"	TP RE LM 48216	16	\$17,431	\$15,418	\$13,236	\$6,841
	240"	TP RE LM 48240	18	\$19,770	\$17,498	\$15,012	\$7,867
AE	144"	TP __ LM 48144	12	\$11,787	\$10,426	\$8,951	\$5,489
	168"	TP __ LM 48168	12	\$16,064	\$14,209	\$12,198	\$6,565
	192"	TP __ LM 48192	14	\$18,345	\$16,226	\$13,930	\$8,346
	216"	TP __ LM 48216	16	\$20,925	\$18,508	\$15,890	\$9,682
	240"	TP __ LM 48240	18	\$23,509	\$20,793	\$17,851	\$11,136
RX	144"	TP __ LM 48144	12	\$11,787	\$10,426	\$8,951	\$5,489
	168"	TP __ LM 48168	12	\$16,064	\$14,209	\$12,198	\$6,565
	192"	TP __ LM 48192	14	\$18,345	\$16,226	\$13,930	\$8,346
	216"	TP __ LM 48216	16	\$20,925	\$18,508	\$15,890	\$9,682
	240"	TP __ LM 48240	18	\$23,509	\$20,793	\$17,851	\$11,136
ABT	144"	TP __ LM 48144	12	\$11,787	\$10,426	\$8,951	\$5,489
	168"	TP __ LM 48168	12	\$16,064	\$14,209	\$12,198	\$6,565
	192"	TP __ LM 48192	14	\$18,345	\$16,226	\$13,930	\$8,346
	216"	TP __ LM 48216	16	\$20,925	\$18,508	\$15,890	\$9,682
	240"	TP __ LM 48240	18	\$23,509	\$20,793	\$17,851	\$11,136

BOAT SHAPE CAN BE SUBSTITUTED AT NO EXTRA COST. USE BT IN MODEL # IN PLACE OF ABT

Notes : Laminate or Paint can be substituted for veneer on work surfaces at no extra charge • Our Deluxe and Standard edges are available 1-3/4" thickness • add 10 % to cost of table top • Consult Your Colecraft Representative regarding Price Reduction For Wood Tape • Edges WXBVL, LBVL, SE • add 10 % to cost of table top • Edges WXWE • Subtract 10 % to cost of table top

MODEL #	MODEL #	MODEL #	MODEL #	MODEL #	MODEL #
B3 TPN VN 24 \$7,412	B3 PAN VN 24 \$6,512	B3 BTB VN 24 \$11,919	B3 AH VN 24 \$23,251	B3 DRM VN 24 \$8,499	B3 CBB VN 24 \$8,925
B3 TPN VN 24 \$7,412	B3 PAN VN 24 \$6,512	B3 BTB VN 24 \$11,919	B3 AH VN 24 \$23,251	B3 DRM VN 24 \$8,499	B3 CBB VN 24 \$8,925
B3 TPN VN 24 \$7,412	B3 PAN VN 24 \$6,512	B3 BTB VN 24 \$11,919	B3 AH VN 24 \$23,251	B3 DRM VN 24 \$8,499	B3 CBB VN 24 \$8,925
B3 TPN VN 24 \$7,412	B3 PAN VN 24 \$6,512	B3 BTB VN 24 \$11,919	B3 AH VN 24 \$23,251	B3 DRM VN 24 \$8,499	B3 CBB VN 24 \$8,925
B3 TPN VN 24 \$7,412	B3 PAN VN 24 \$6,512	B3 BTB VN 24 \$11,919	B3 AH VN 24 \$23,251	B3 DRM VN 24 \$8,499	B3 CBB VN 24 \$8,925
B3 TPN VN 24 \$7,412	B3 PAN VN 24 \$6,512	B3 BTB VN 24 \$11,919	B3 AH VN 24 \$23,251	B3 DRM VN 24 \$8,499	B3 CBB VN 24 \$8,925
B3 TPN VN 24 \$7,412	B3 PAN VN 24 \$6,512	B3 BTB VN 24 \$11,919	B3 AH VN 24 \$23,251	B3 DRM VN 24 \$8,499	B3 CBB VN 24 \$8,925
B3 TPN VN 24 \$7,412	B3 PAN VN 24 \$6,512	B3 BTB VN 24 \$11,919	B3 AH VN 24 \$23,251	B3 DRM VN 24 \$8,499	B3 CBB VN 24 \$8,925
B3 TPN VN 24 \$7,412	B3 PAN VN 24 \$6,512	B3 BTB VN 24 \$11,919	B3 AH VN 24 \$23,251	B3 DRM VN 24 \$8,499	B3 CBB VN 24 \$8,925
B3 TPN VN 24 \$7,412	B3 PAN VN 24 \$6,512	B3 BTB VN 24 \$11,919	B3 AH VN 24 \$23,251	B3 DRM VN 24 \$8,499	B3 CBB VN 24 \$8,925
B3 TPN VN 24 \$7,412	B3 PAN VN 24 \$6,512	B3 BTB VN 24 \$11,919	B3 AH VN 24 \$23,251	B3 DRM VN 24 \$8,499	B3 CBB VN 24 \$8,925
B3 TPN VN 24 \$7,412	B3 PAN LN 24 \$5,391	B3 BTB LN 24 \$9,535	B3 AH LN 24 \$21,466	B3 DRM LN 24 \$6,799	B3 CBB LN 24 \$7,140
B3 TPN VN 24 \$7,412	B3 PAN LN 24 \$5,391	B3 BTB LN 24 \$9,535	B3 AH LN 24 \$21,466	B3 DRM LN 24 \$6,799	B3 CBB LN 24 \$7,140
B3 TPN VN 24 \$7,412	B3 PAN LN 24 \$5,391	B3 BTB LN 24 \$9,535	B3 AH LN 24 \$21,466	B3 DRM LN 24 \$6,799	B3 CBB LN 24 \$7,140
B3 TPN VN 24 \$7,412	B3 PAN LN 24 \$5,391	B3 BTB LN 24 \$9,535	B3 AH LN 24 \$21,466	B3 DRM LN 24 \$6,799	B3 CBB LN 24 \$7,140
B3 TPN VN 24 \$7,412	B3 PAN LN 24 \$5,391	B3 BTB LN 24 \$9,535	B3 AH LN 24 \$21,466	B3 DRM LN 24 \$6,799	B3 CBB LN 24 \$7,140
B3 TPN VN 24 \$7,412	B3 PAN LN 24 \$5,391	B3 BTB LN 24 \$9,535	B3 AH LN 24 \$21,466	B3 DRM LN 24 \$6,799	B3 CBB LN 24 \$7,140
B3 TPN VN 24 \$7,412	B3 PAN LN 24 \$5,391	B3 BTB LN 24 \$9,535	B3 AH LN 24 \$21,466	B3 DRM LN 24 \$6,799	B3 CBB LN 24 \$7,140
B3 TPN VN 24 \$7,412	B3 PAN LN 24 \$5,391	B3 BTB LN 24 \$9,535	B3 AH LN 24 \$21,466	B3 DRM LN 24 \$6,799	B3 CBB LN 24 \$7,140
B3 TPN VN 24 \$7,412	B3 PAN LN 24 \$5,391	B3 BTB LN 24 \$9,535	B3 AH LN 24 \$21,466	B3 DRM LN 24 \$6,799	B3 CBB LN 24 \$7,140
B3 TPN VN 24 \$7,412	B3 PAN LN 24 \$5,391	B3 BTB LN 24 \$9,535	B3 AH LN 24 \$21,466	B3 DRM LN 24 \$6,799	B3 CBB LN 24 \$7,140
B3 TPN VN 24 \$7,412	B3 PAN LN 24 \$5,391	B3 BTB LN 24 \$9,535	B3 AH LN 24 \$21,466	B3 DRM LN 24 \$6,799	B3 CBB LN 24 \$7,140

AVAILABLE IN VENEER ONLY

AVAILABLE IN VENEER ONLY

Conference Table Tops

48" W
144" - 240" L

2 PIECE TOP

VENEER	LENGTH	MODEL #	SEATS	WOOD EDGE			LAMINATE/PVC EDGE
				DELUXE	PREMIUM	STANDARD	
RE	144"	TP RE VN 48144	12	\$10,261	\$9,235	\$8,107	
	168"	TP RE VN 48168	12	\$13,843	\$12,458	\$10,936	
	192"	TP RE VN 48192	14	\$15,892	\$14,303	\$12,555	
	216"	TP RE VN 48216	16	\$17,910	\$16,119	\$14,149	
	240"	TP RE VN 48240	18	\$20,312	\$18,293	\$16,047	
AE	144"	TP __ VN 48144	12	\$12,111	\$10,900	\$9,568	
	168"	TP __ VN 48168	12	\$16,505	\$14,854	\$13,039	
	192"	TP __ VN 48192	14	\$18,848	\$16,964	\$14,890	
	216"	TP __ VN 48216	16	\$21,500	\$19,350	\$16,985	
	240"	TP __ VN 48240	18	\$24,154	\$21,738	\$19,081	
RX	144"	TP __ VN 48144	12	\$12,111	\$10,900	\$9,568	
	168"	TP __ VN 48168	12	\$16,505	\$14,854	\$13,039	
	192"	TP __ VN 48192	14	\$18,848	\$16,964	\$14,890	
	216"	TP __ VN 48216	16	\$21,500	\$19,350	\$16,985	
	240"	TP __ VN 48240	18	\$24,154	\$21,738	\$19,081	
ABT	144"	TP __ VN 48144	12	\$12,111	\$10,900	\$9,568	
	168"	TP __ VN 48168	12	\$16,505	\$14,854	\$13,039	
	192"	TP __ VN 48192	14	\$18,848	\$16,964	\$14,890	
	216"	TP __ VN 48216	16	\$21,500	\$19,350	\$16,985	
	240"	TP __ VN 48240	18	\$24,154	\$21,738	\$19,081	
LAMINATE	LENGTH	MODEL #	SEATS	DELUXE	PREMIUM	STANDARD	BASIC
RE	144"	TP RE LM 48144	12	\$8,647	\$7,648	\$6,566	\$3,796
	168"	TP RE LM 48168	12	\$11,665	\$10,317	\$8,858	\$4,016
	192"	TP RE LM 48192	14	\$13,392	\$11,845	\$10,169	\$5,106
	216"	TP RE LM 48216	16	\$15,092	\$13,349	\$11,460	\$5,923
	240"	TP RE LM 48240	18	\$17,117	\$15,150	\$12,998	\$6,811
AE	144"	TP __ LM 48144	12	\$10,205	\$9,027	\$7,750	\$4,752
	168"	TP __ LM 48168	12	\$13,908	\$12,302	\$10,561	\$5,684
	192"	TP __ LM 48192	14	\$15,883	\$14,049	\$12,061	\$7,226
	216"	TP __ LM 48216	16	\$18,117	\$16,024	\$13,757	\$8,383
	240"	TP __ LM 48240	18	\$20,354	\$18,003	\$15,456	\$9,642
RX	144"	TP __ LM 48144	12	\$10,205	\$9,027	\$7,750	\$4,752
	168"	TP __ LM 48168	12	\$13,908	\$12,302	\$10,561	\$5,684
	192"	TP __ LM 48192	14	\$15,883	\$14,049	\$12,061	\$7,226
	216"	TP __ LM 48216	16	\$18,117	\$16,024	\$13,757	\$8,383
	240"	TP __ LM 48240	18	\$20,354	\$18,003	\$15,456	\$9,642
ABT	144"	TP __ LM 48144	12	\$10,205	\$9,027	\$7,750	\$4,752
	168"	TP __ LM 48168	12	\$13,908	\$12,302	\$10,561	\$5,684
	192"	TP __ LM 48192	14	\$15,883	\$14,049	\$12,061	\$7,226
	216"	TP __ LM 48216	16	\$18,117	\$16,024	\$13,757	\$8,383
	240"	TP __ LM 48240	18	\$20,354	\$18,003	\$15,456	\$9,642

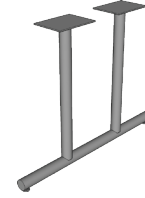
BOAT SHAPE CAN BE SUBSTITUTED AT NO EXTRA COST. USE BT IN MODEL # IN PLACE OF ABT

Notes : Laminate or Paint can be substituted for veneer on work surfaces at no extra charge • Our Deluxe and Standard edges are available 1-3/4" thickness • add 10 % to cost of table top • Consult Your Colecraft Representative regarding Price Reduction For Wood Tape • Edges WXBVL, LBVL, SE • add 10 % to cost of table top • Edges WXWE • Subtract 10 % to cost of table top

Metal Bases

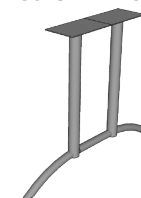
AVAILABLE WITH *T (TILT), *F (FOLD), *C (CASTERS). SEE PAGE 9 FOR DETAILS AND PRICING.

TUBULAR DOUBLE COLUMN BASE



*F *C

ARCHED DOUBLE COLUMN BASE



*C

DURACAST DOUBLE COLUMN BASE



*F *C

MODEL #	PRICE	MODEL #	PRICE	MODEL #	PRICE
B3 T96 P2C36	\$1,512	B3 TAR P2C36	\$1,926	B3 TDC P2C34	\$1,746
B3 T96 P2C36	\$1,512	B3 TAR P2C36	\$1,926	B3 TDC P2C34	\$1,746
B4 T96 P2C36	\$1,962	B4 TAR P2C36	\$2,515	B4 TDC P2C34	\$2,274
B4 T96 P2C36	\$2,301	B4 TAR P2C36	\$2,515	B4 TDC P2C34	\$2,274
B5 T96 P2C36	\$2,412	B5 TAR P2C36	\$3,103	B5 TDC P2C34	\$2,803
B3 T96 P2C36	\$1,512	B3 TAR P2C36	\$1,926	B3 TDC P2C34	\$1,746
B3 T96 P2C36	\$1,512	B3 TAR P2C36	\$1,926	B3 TDC P2C34	\$1,746
B4 T96 P2C36	\$1,962	B4 TAR P2C36	\$2,515	B4 TDC P2C34	\$2,274
B4 T96 P2C36	\$1,962	B4 TAR P2C36	\$2,515	B4 TDC P2C34	\$2,274
B5 T96 P2C36	\$2,412	B5 TAR P2C36	\$3,103	B5 TDC P2C34	\$2,803
B3 T96 P2C36	\$1,512	B3 TAR P2C36	\$1,926	B3 TDC P2C34	\$1,746
B3 T96 P2C36	\$1,512	B3 TAR P2C36	\$1,926	B3 TDC P2C34	\$1,746
B4 T96 P2C36	\$1,962	B4 TAR P2C36	\$2,515	B4 TDC P2C34	\$2,274
B4 T96 P2C36	\$1,962	B4 TAR P2C36	\$2,515	B4 TDC P2C34	\$2,274
B5 T96 P2C36	\$2,412	B5 TAR P2C36	\$3,103	B5 TDC P2C34	\$2,803

Conference Table Tops

48" W
288" L

3 PIECE TOP

		WOOD EDGE			LAMINATE/PVC EDGE																	
		WKNF1	WBNS1	WDRD1	WRBV1	WBEV1	WTRD1	WBNS	WDRD	WRBV	WBEV	WTRD	WXWE*	WXCR	WXBV	WXBD	WXRD	WXFL	WXBVL*	SE*	PVC	LBVL*
3 PIECE TOP	VENEER	LENGTH	MODEL #	SEATS	DELUXE	PREMIUM	STANDARD															
		288"	TP RE VN 48288	22	\$26,961	\$24,264	\$21,299															
		288"	TP ___ VN 48288	22	\$34,231	\$30,808	\$27,043															
LAMINATE		LENGTH	MODEL #	SEATS	DELUXE	PREMIUM	STANDARD	BASIC														
		288"	TP RE LM 48288	22	\$22,719	\$20,095	\$17,252	\$8,862														
		288"	TP ___ LM 48288	22	\$28,846	\$25,514	\$21,904	\$12,433														

BOAT SHAPE CAN BE SUBSTITUTED AT NO EXTRA COST. USE BT IN MODEL # IN PLACE OF ABT

Notes :
 Laminate or Paint can be substituted for veneer on work surfaces at no extra charge •
 Our Deluxe and Standard edges are available 1-3/4" thickness • add 10 % to cost of table top
 *Consult Your Colecraft Representative regarding Price Reduction For Wood Tape
 *Edges WXBVL, LBVL, SE • add 10 % to cost of table top
 *Edges WXWE • Subtract 10 % to cost of table top



















Wood Bases

WOOD BASES		WOOD, PAINTED OR LAMINATE* BASES Removable wire management access panel: add \$300 per base					
TRADITIONAL PANEL BASE	PANEL BASE	BOAT BASE	HEIGHT ADJUSTABLE	DRUM BASE	RECTANGULAR BASE		
MODEL #	MODEL #	MODEL #	MODEL #	MODEL #	MODEL #	MODEL #	MODEL #
B4 TPN VN 24 \$9,412	B4 PAN VN 24 \$8,557	B4 BTB VN 24 \$15,135	B4AH VN 24 \$29,099	B4 DRM VN 24 \$10,791	B4 CBB VN 24 \$11,333		
B4 TPN VN 24 \$9,412	B4 PAN VN 24 \$8,557	B4 BTB VN 24 \$15,135	B4AH VN 24 \$29,099	B4 DRM VN 24 \$10,791	B4 CBB VN 24 \$11,333		
MODEL #	MODEL #	MODEL #	MODEL #	MODEL #	MODEL #	MODEL #	MODEL #
B4 TPN VN 24 \$9,412 AVAILABLE IN VENEER ONLY	B4 PAN LM 24 \$6,845	B4 BTB LM 24 \$12,108	B4AH LM 24 \$26,833	B4 DRM LM 24 \$8,633	B4 CBB LM 24 \$9,066		
B4 TPN VN 24 \$9,412 AVAILABLE IN VENEER ONLY	B4 PAN LM 24 \$6,845	B4 BTB LM 24 \$12,108	B4AH LM 24 \$26,833	B4 DRM LM 24 \$8,633	B4 CBB LM 24 \$9,066		


Conference Table Tops

48" W
288" L










WOOD EDGE

- | | | |
|---|---|--|
|  WKNF1 |  WBNS |  WXWE* |
|  WBNS1 |  WDRD |  WXCR |
|  WDRD1 |  WRBV |  WXBV |
|  WRBV1 |  WBEV |  WXBD |
|  WBEV1 |  WTRD |  WXRD |
|  WTRD1 | |  WXFL |
| | |  WXBVL* |

LAMINATE/PVC EDGE

- | |
|---|
| <input type="checkbox"/> SE* |
| <input type="checkbox"/> PVC |
|  LBVL* |

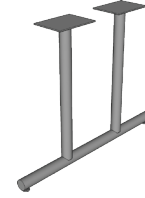
3 PIECE TOP

3 PIECE TOP	VENEER	LENGTH	MODEL #	SEATS	DELUXE	PREMIUM	STANDARD
		288"	TP RE VN 48288	22	\$26,961	\$21,008	\$21,299
		288"	TP __ VN 48288	22	\$34,231	\$26,674	\$27,043
							
							
LAMINATE	LENGTH	MODEL #	SEATS	DELUXE	PREMIUM	STANDARD	BASIC
	288"	TP RE LM 48288	22	\$22,719	\$17,398	\$17,252	\$8,862
	288"	TP __ LM 48288	22	\$28,846	\$22,090	\$21,904	\$12,433
							
							
	BOAT SHAPE CAN BE SUBSTITUTED AT NO EXTRA COST. USE BT IN MODEL # IN PLACE OF ABT						

Metal Bases

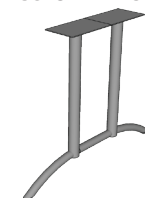
AVAILABLE WITH *T (TILT), *F (FOLD), *C (CASTERS). SEE PAGE 9 FOR DETAILS AND PRICING.

TUBULAR DOUBLE COLUMN BASE



*F *C

ARCHED DOUBLE COLUMN BASE



*C

DURACAST DOUBLE COLUMN BASE



*F *C






















MODEL #	PRICE	MODEL #	PRICE	MODEL #	PRICE
B5 T96 P2C36	\$3,165	B5 TAR P2C36	\$3,414	B5 TDC P2C34	\$3,083
B5 T96 P2C36	\$3,165	B5 TAR P2C36	\$3,414	B5 TDC P2C34	\$3,083
B5 T96 P2C36	\$3,165	B5 TAR P2C36	\$3,414	B5 TDC P2C34	\$3,083
B5 T96 P2C36	\$3,165	B5 TAR P2C36	\$3,414	B5 TDC P2C34	\$3,083

Notes :
 Laminate or Paint can be substituted for veneer on work surfaces at no extra charge •
 Our Deluxe and Standard edges are available 1-3/4" thickness • add 10 % to cost of table top
 *Consult Your Colecraft Representative regarding Price Reduction For Wood Tape
 *Edges WXBVL, LBVL, SE • add 10 % to cost of table top
 *Edges WXWE • Subtract 10 % to cost of table top

Conference Table Tops

60" W
96" - 120" L

1 PIECE TOP



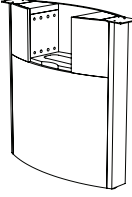
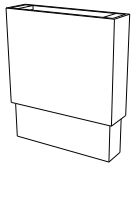


	WOOD EDGE			LAMINATE/PVC EDGE			
	 WKNF1  WBNS1  WDRD1  WRBV1  WBEV1  WTRD1	 WBNS  WDRD  WRBV  WBEV  WTRD	 WXWE*  WXCR  WXBV  WXBD  WXRD  WXFL  WXBVL*	 SE*  PVC  LBVL*	DELUXE	PREMIUM	STANDARD
VENEER	LENGTH	MODEL #	SEATS				
RE	96"	TP RE VN 6096	10	\$8,500	\$7,650	\$6,715	
	120"	TP RE VN 60120	12	\$10,266	\$9,240	\$8,110	
AE	96"	TP __ VN 6096	10	\$10,152	\$9,137	\$8,020	
	120"	TP __ VN 60120	12	\$12,769	\$11,492	\$10,088	
RX							
ABT							
LAMINATE	LENGTH	MODEL #	SEATS	DELUXE	PREMIUM	STANDARD	BASIC
RE	96"	TP RE LM 6096	10	\$7,163	\$6,336	\$5,439	\$2,838
	120"	TP RE LM 60120	12	\$8,651	\$7,652	\$6,569	\$3,592
AE	96"	TP __ LM 6096	10	\$8,555	\$7,567	\$6,496	\$4,060
	120"	TP __ LM 60120	12	\$10,760	\$9,517	\$8,171	\$5,084
RX							
ABT							

 BOAT SHAPE CAN BE SUBSTITUTED AT NO EXTRA COST. USE BT IN MODEL # IN PLACE OF ABT

Notes :
 Laminate or Paint can be substituted for veneer on work surfaces at no extra charge •
 Our Deluxe and Standard edges are available 1-3/4" thickness • add 10 % to cost of table top
 *Consult Your Colecraft Representative regarding Price Reduction For Wood Tape
 *Edges WXBVL, LBVL, SE • add 10 % to cost of table top
 *Edges WXWE • Subtract 10 % to cost of table top

Wood Bases

WOOD, PAINTED OR LAMINATE* BASES
Removable wire management access panel: add \$300 per base

WOOD BASES		WOOD, PAINTED OR LAMINATE* BASES			
TRADITIONAL PANEL BASE	PANEL BASE	BOAT BASE	HEIGHT ADJUSTABLE	DRUM BASE	RECTANGULAR BASE
					
MODEL #	MODEL #	MODEL #	MODEL #	MODEL #	MODEL #
B2 TPN VN 30 \$5,489	B2 PAN VN 30 \$4,992	B2 BTB VN 30 \$9,291	B2 AH VN 30 \$16,371	B2 DRM VN 31 \$6,049	B2 CBB VN 30 \$6,630
B2 TPN VN 30 \$5,489	B2 PAN VN 30 \$4,992	B2 BTB VN 30 \$9,291	B2 AH VN 30 \$16,371	B2 DRM VN 31 \$6,049	B2 CBB VN 30 \$6,630
B2 TPN VN 30 \$5,489	B2 PAN VN 30 \$4,992	B2 BTB VN 30 \$9,291	B2 AH VN 30 \$16,371	B2 DRM VN 31 \$6,049	B2 CBB VN 30 \$6,630
B2 TPN VN 30 \$5,489	B2 PAN VN 30 \$4,992	B2 BTB VN 30 \$9,291	B2 AH VN 30 \$16,371	B2 DRM VN 31 \$6,049	B2 CBB VN 30 \$6,630
MODEL #	MODEL #	MODEL #	MODEL #	MODEL #	MODEL #
B2 TPN VN 30 \$5,489	B2 PAN LM 30 \$3,994	B2 BTB LM 30 \$7,433	B2 AH LM 30 \$15,045	B2 DRM LM 31 \$4,839	B2 CBB LM 30 \$5,304
B2 TPN VN 30 \$5,489	B2 PAN LM 30 \$3,994	B2 BTB LM 30 \$7,433	B2 AH LM 30 \$15,045	B2 DRM LM 31 \$4,839	B2 CBB LM 30 \$5,304
AVAILABLE IN VENEER ONLY					
B2 TPN VN 30 \$5,489	B2 PAN LM 30 \$3,994	B2 BTB LM 30 \$7,433	B2 AH LM 30 \$15,045	B2 DRM LM 31 \$4,839	B2 CBB LM 30 \$5,304
B2 TPN VN 30 \$5,489	B2 PAN LM 30 \$3,994	B2 BTB LM 30 \$7,433	B2 AH LM 30 \$15,045	B2 DRM LM 31 \$4,839	B2 CBB LM 30 \$5,304
AVAILABLE IN VENEER ONLY					

Conference Table Tops

60" W
96" - 120" L

1 PIECE TOP

VENEER	LENGTH	MODEL #	SEATS	WOOD EDGE			LAMINATE/PVC EDGE
				DELUXE	PREMIUM	STANDARD	
RE	96"	TP RE VN 6096	10	\$8,500	\$7,650	\$6,715	
	120"	TP RE VN 60120	12	\$10,266	\$9,240	\$8,110	
AE	96"	TP __ VN 6096	10	\$10,152	\$9,137	\$8,020	
	120"	TP __ VN 60120	12	\$12,769	\$11,492	\$10,088	
RX							
ABT							
LAMINATE	LENGTH	MODEL #	SEATS	DELUXE	PREMIUM	STANDARD	BASIC
RE	96"	TP RE LM 6096	10	\$7,163	\$6,336	\$5,439	\$2,838
	120"	TP RE LM 60120	12	\$8,651	\$7,652	\$6,569	\$3,592
AE	96"	TP __ LM 6096	10	\$8,555	\$7,567	\$6,496	\$4,060
	120"	TP __ LM 60120	12	\$10,760	\$9,517	\$8,171	\$5,084
RX							
ABT							

BOAT SHAPE CAN BE SUBSTITUTED AT NO EXTRA COST. USE BT IN MODEL # IN PLACE OF ABT

Notes : Our Deluxe and Standard edges are available 1-3/4" thickness • add 10 % to cost of table top
 *Consult Your Colecraft Representative regarding Price Reduction For Wood Tape
 *Edges WXBVL and LBVL • add 10 % to cost of table top
 *Edges WX3M • Subtract 10 % to cost of table top

Metal Bases

AVAILABLE WITH *T (TILT), *F (FOLD), *C (CASTERS). SEE PAGE 9 FOR DETAILS AND PRICING.

TUBULAR DOUBLE COLUMN BASE		DURACAST DOUBLE COLUMN BASE		A BASE		O BASE		U BASE		V BASE	
MODEL #	MODEL #	MODEL #	MODEL #	MODEL #	MODEL #	MODEL #	MODEL #	MODEL #	MODEL #	MODEL #	MODEL #
B2 T96 P2C40	\$1,094	B2 TDC P2C40	\$1,346	B2 ABS P2C60	\$2,765	B2 OBS P2C60	\$2,765	B2 UBS P2C60	\$2,765	B2 VBS P2C60	\$3,790
B3 T96 P2C40	\$1,617	B3 TDC P2C40	\$1,994	B3 ABS P2C60	\$4,124	B3 OBS P2C60	\$4,124	B3 UBS P2C60	\$4,124	B3 VBS P2C60	\$5,662
B2 T96 P2C40	\$1,094	B2 TDC P2C40	\$1,346	B2 ABS P2C60	\$2,765	B2 OBS P2C60	\$2,765	B2 UBS P2C60	\$2,765	B2 VBS P2C60	\$3,790
B3 T96 P2C40	\$1,617	B3 TDC P2C40	\$1,994	B3 ABS P2C60	\$4,124	B3 OBS P2C60	\$4,124	B3 UBS P2C60	\$4,124	B3 VBS P2C60	\$5,662
B2 T96 P2C40	\$1,094	B2 TDC P2C40	\$1,346	B2 ABS P2C60	\$2,765	B2 OBS P2C60	\$2,765	B2 UBS P2C60	\$2,765	B2 VBS P2C60	\$3,790
B3 T96 P2C40	\$1,617	B3 TDC P2C40	\$1,994	B3 ABS P2C60	\$4,124	B3 OBS P2C60	\$4,124	B3 UBS P2C60	\$4,124	B3 VBS P2C60	\$5,662

Conference Table Tops

60" W
144" - 240" L

2 PIECE TOP



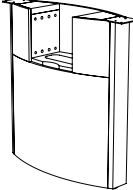
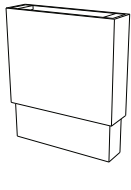


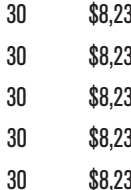





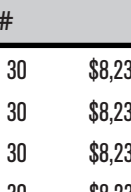
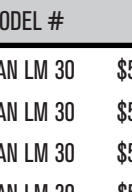
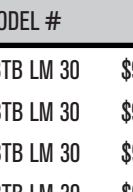
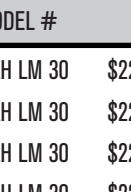
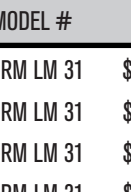
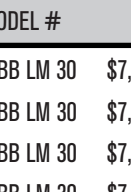
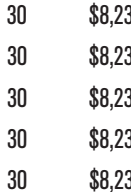
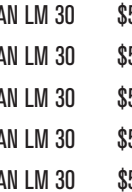
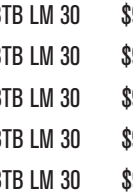
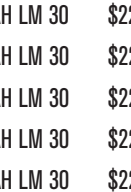
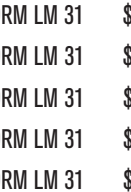
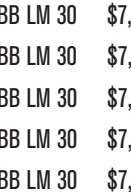
2 PIECE TOP				WOOD EDGE			LAMINATE/PVC EDGE
	LENGTH	MODEL #	SEATS	DELUXE	PREMIUM	STANDARD	
VENEER							
RE	144"	TP RE VN 60144	14	\$13,563	\$12,939	\$11,357	
	168"	TP RE VN 60168	16	\$17,712	\$16,897	\$14,832	
	192"	TP RE VN 60192	20	\$20,723	\$19,770	\$17,354	
	216"	TP RE VN 60216	20	\$23,301	\$22,229	\$19,512	
	240"	TP RE VN 60240	20	\$24,037	\$22,932	\$20,129	
AE	144"	TP __ VN 60144	14	\$15,332	\$14,627	\$12,839	
	168"	TP __ VN 60168	16	\$21,473	\$20,485	\$17,982	
	192"	TP __ VN 60192	20	\$24,904	\$23,758	\$20,855	
RX	216"	TP __ VN 60216	20	\$28,335	\$27,032	\$23,728	
	240"	TP __ VN 60240	20	\$29,548	\$28,189	\$24,743	
ABT							
LAMINATE							
RE	144"	TP RE LM 60144	14	\$11,429	\$10,715	\$9,199	\$4,630
	168"	TP RE LM 60168	16	\$14,925	\$13,994	\$12,014	\$5,900
	192"	TP RE LM 60192	20	\$17,463	\$16,373	\$14,056	\$6,826
	216"	TP RE LM 60216	20	\$19,635	\$18,409	\$15,804	\$7,917
	240"	TP RE LM 60240	20	\$20,256	\$18,991	\$16,304	\$9,104
AE	144"	TP __ LM 60144	14	\$12,920	\$12,114	\$10,400	\$5,984
	168"	TP __ LM 60168	16	\$18,095	\$16,965	\$14,565	\$8,350
	192"	TP __ LM 60192	20	\$20,986	\$19,676	\$16,892	\$9,661
RX	216"	TP __ LM 60216	20	\$23,877	\$22,386	\$19,219	\$11,148
	240"	TP __ LM 60240	20	\$24,899	\$23,345	\$20,042	\$12,820
ABT							

BOAT SHAPE CAN BE SUBSTITUTED AT NO EXTRA COST. USE BT IN MODEL # IN PLACE OF ABT

Notes : Laminate or Paint can be substituted for veneer on work surfaces at no extra charge • Our Deluxe and Standard edges are available 1-3/4" thickness • add 10 % to cost of table top • Consult Your Colecraft Representative regarding Price Reduction For Wood Tape • Edges WXBVL, LBVL, SE • add 10 % to cost of table top • Edges WXWE • Subtract 10 % to cost of table top

Wood Bases

WOOD, PAINTED OR LAMINATE* BASES
Removable wire management access panel: add \$300 per base

WOOD BASES		WOOD, PAINTED OR LAMINATE* BASES			
TRADITIONAL PANEL BASE	PANEL BASE	BOAT BASE	HEIGHT ADJUSTABLE	DRUM BASE	RECTANGULAR BASE
 MODEL # PRICE B3 TPN VN 30 \$8,233 B3 TPN VN 30 \$8,233 B3 TPN VN 30 \$8,233 B3 TPN VN 30 \$8,233 B3 TPN VN 30 \$8,233	 MODEL # PRICE B3 PAN VN 30 \$7,412 B3 PAN VN 30 \$7,412 B3 PAN VN 30 \$7,412 B3 PAN VN 30 \$7,412 B3 PAN VN 30 \$7,412	 MODEL # PRICE B3 BTB VN 30 \$12,118 B3 BTB VN 30 \$12,118 B3 BTB VN 30 \$12,118 B3 BTB VN 30 \$12,118 B3 BTB VN 30 \$12,118	 MODEL # PRICE B3 AH VN 30 \$24,556 B3 AH VN 30 \$24,556 B3 AH VN 30 \$24,556 B3 AH VN 30 \$24,556 B3 AH VN 30 \$24,556	 MODEL # PRICE B3 DRM VN 31 \$9,073 B3 DRM VN 31 \$9,073 B3 DRM VN 31 \$9,073 B3 DRM VN 31 \$9,073 B3 DRM VN 31 \$9,073	 MODEL # PRICE B3 CBB VN 30 \$9,945 B3 CBB VN 30 \$9,945 B3 CBB VN 30 \$9,945 B3 CBB VN 30 \$9,945 B3 CBB VN 30 \$9,945
 MODEL # PRICE B3 TPN VN 30 \$8,233 B3 TPN VN 30 \$8,233 B3 TPN VN 30 \$8,233 B3 TPN VN 30 \$8,233 B3 TPN VN 30 \$8,233	 MODEL # PRICE B3 PAN VN 30 \$7,412 B3 PAN VN 30 \$7,412 B3 PAN VN 30 \$7,412 B3 PAN VN 30 \$7,412 B3 PAN VN 30 \$7,412	 MODEL # PRICE B3 BTB VN 30 \$12,118 B3 BTB VN 30 \$12,118 B3 BTB VN 30 \$12,118 B3 BTB VN 30 \$12,118 B3 BTB VN 30 \$12,118	 MODEL # PRICE B3 AH VN 30 \$24,556 B3 AH VN 30 \$24,556 B3 AH VN 30 \$24,556 B3 AH VN 30 \$24,556 B3 AH VN 30 \$24,556	 MODEL # PRICE B3 DRM VN 31 \$9,073 B3 DRM VN 31 \$9,073 B3 DRM VN 31 \$9,073 B3 DRM VN 31 \$9,073 B3 DRM VN 31 \$9,073	 MODEL # PRICE B3 CBB VN 30 \$9,945 B3 CBB VN 30 \$9,945 B3 CBB VN 30 \$9,945 B3 CBB VN 30 \$9,945 B3 CBB VN 30 \$9,945
 MODEL # PRICE B3 TPN VN 30 \$8,233 B3 TPN VN 30 \$8,233 B3 TPN VN 30 \$8,233 B3 TPN VN 30 \$8,233 B3 TPN VN 30 \$8,233	 MODEL # PRICE B3 PAN LM 30 \$5,210 B3 PAN LM 30 \$5,210 B3 PAN LM 30 \$5,210 B3 PAN LM 30 \$5,210 B3 PAN LM 30 \$5,210	 MODEL # PRICE B3 BTB LM 30 \$9,695 B3 BTB LM 30 \$9,695 B3 BTB LM 30 \$9,695 B3 BTB LM 30 \$9,695 B3 BTB LM 30 \$9,695	 MODEL # PRICE B3 AH LM 30 \$22,567 B3 AH LM 30 \$22,567 B3 AH LM 30 \$22,567 B3 AH LM 30 \$22,567 B3 AH LM 30 \$22,567	 MODEL # PRICE B3 DRM LM 31 \$7,258 B3 DRM LM 31 \$7,258 B3 DRM LM 31 \$7,258 B3 DRM LM 31 \$7,258 B3 DRM LM 31 \$7,258	 MODEL # PRICE B3 CBB LM 30 \$7,956 B3 CBB LM 30 \$7,956 B3 CBB LM 30 \$7,956 B3 CBB LM 30 \$7,956 B3 CBB LM 30 \$7,956
AVAILABLE IN VENEER ONLY					
 MODEL # PRICE B3 TPN VN 30 \$8,233 B3 TPN VN 30 \$8,233 B3 TPN VN 30 \$8,233 B3 TPN VN 30 \$8,233 B3 TPN VN 30 \$8,233	 MODEL # PRICE B3 PAN LM 30 \$5,210 B3 PAN LM 30 \$5,210 B3 PAN LM 30 \$5,210 B3 PAN LM 30 \$5,210 B3 PAN LM 30 \$5,210	 MODEL # PRICE B3 BTB LM 30 \$9,695 B3 BTB LM 30 \$9,695 B3 BTB LM 30 \$9,695 B3 BTB LM 30 \$9,695 B3 BTB LM 30 \$9,695	 MODEL # PRICE B3 AH LM 30 \$22,567 B3 AH LM 30 \$22,567 B3 AH LM 30 \$22,567 B3 AH LM 30 \$22,567 B3 AH LM 30 \$22,567	 MODEL # PRICE B3 DRM LM 31 \$7,258 B3 DRM LM 31 \$7,258 B3 DRM LM 31 \$7,258 B3 DRM LM 31 \$7,258 B3 DRM LM 31 \$7,258	 MODEL # PRICE B3 CBB LM 30 \$7,956 B3 CBB LM 30 \$7,956 B3 CBB LM 30 \$7,956 B3 CBB LM 30 \$7,956 B3 CBB LM 30 \$7,956
AVAILABLE IN VENEER ONLY					

Conference Table Tops

60" W
144" - 240" L

2 PIECE TOP

VENEER	LENGTH	MODEL #	SEATS	WOOD EDGE			BASIC
				DELUXE	PREMIUM	STANDARD	
RE	144"	TP RE VN 60144	14	\$14,377	\$12,939	\$11,357	
	168"	TP RE VN 60168	14	\$18,775	\$16,897	\$14,832	
	192"	TP RE VN 60192	16	\$21,967	\$19,770	\$17,354	
	216"	TP RE VN 60216	18	\$24,699	\$22,229	\$19,512	
	240"	TP RE VN 60240	20	\$25,480	\$22,932	\$20,129	
AE	144"	TP __ VN 60144	14	\$16,252	\$14,627	\$12,839	
	168"	TP __ VN 60168	14	\$22,761	\$20,485	\$17,982	
	192"	TP __ VN 60192	16	\$26,398	\$23,758	\$20,855	
	216"	TP __ VN 60216	18	\$30,035	\$27,032	\$23,728	
	240"	TP __ VN 60240	20	\$31,321	\$28,189	\$24,743	
RX	144"	TP __ VN 60144	14	\$16,252	\$14,627	\$12,839	
	168"	TP __ VN 60168	14	\$22,761	\$20,485	\$17,982	
	192"	TP __ VN 60192	16	\$26,398	\$23,758	\$20,855	
	216"	TP __ VN 60216	18	\$30,035	\$27,032	\$23,728	
	240"	TP __ VN 60240	20	\$31,321	\$28,189	\$24,743	
ABT	144"	TP __ VN 60144	14	\$16,252	\$14,627	\$12,839	
	168"	TP __ VN 60168	14	\$22,761	\$20,485	\$17,982	
	192"	TP __ VN 60192	16	\$26,398	\$23,758	\$20,855	
	216"	TP __ VN 60216	18	\$30,035	\$27,032	\$23,728	
	240"	TP __ VN 60240	20	\$31,321	\$28,189	\$24,743	
LAMINATE	LENGTH	MODEL #	SEATS	DELUXE	PREMIUM	STANDARD	BASIC
RE	144"	TP RE LM 60144	14	\$12,115	\$10,715	\$9,199	\$4,630
	168"	TP RE LM 60168	14	\$15,821	\$13,994	\$12,014	\$5,900
	192"	TP RE LM 60192	16	\$18,511	\$16,373	\$14,056	\$6,826
	216"	TP RE LM 60216	18	\$20,813	\$18,409	\$15,804	\$7,917
	240"	TP RE LM 60240	20	\$21,471	\$18,991	\$16,304	\$9,104
AE	144"	TP __ LM 60144	14	\$13,695	\$12,114	\$10,400	\$5,984
	168"	TP __ LM 60168	14	\$19,180	\$16,965	\$14,565	\$8,350
	192"	TP __ LM 60192	16	\$22,245	\$19,676	\$16,892	\$9,661
	216"	TP __ LM 60216	18	\$25,310	\$22,386	\$19,219	\$11,148
	240"	TP __ LM 60240	20	\$26,393	\$23,345	\$20,042	\$12,820
RX	144"	TP __ LM 60144	14	\$13,695	\$12,114	\$10,400	\$5,984
	168"	TP __ LM 60168	14	\$19,180	\$16,965	\$14,565	\$8,350
	192"	TP __ LM 60192	16	\$22,245	\$19,676	\$16,892	\$9,661
	216"	TP __ LM 60216	18	\$25,310	\$22,386	\$19,219	\$11,148
	240"	TP __ LM 60240	20	\$26,393	\$23,345	\$20,042	\$12,820
ABT	144"	TP __ LM 60144	14	\$13,695	\$12,114	\$10,400	\$5,984
	168"	TP __ LM 60168	14	\$19,180	\$16,965	\$14,565	\$8,350
	192"	TP __ LM 60192	16	\$22,245	\$19,676	\$16,892	\$9,661
	216"	TP __ LM 60216	18	\$25,310	\$22,386	\$19,219	\$11,148
	240"	TP __ LM 60240	20	\$26,393	\$23,345	\$20,042	\$12,820

BOAT SHAPE CAN BE SUBSTITUTED AT NO EXTRA COST. USE BT IN MODEL # IN PLACE OF ABT

Notes : Our Deluxe and Standard edges are available 1-3/4" thickness • add 10 % to cost of table top
 *Consult Your Colecraft Representative regarding Price Reduction For Wood Tape
 *Edges WXBVL and LBVL • add 10 % to cost of table top
 *Edges WX3M • Subtract 10 % to cost of table top

Metal Bases






















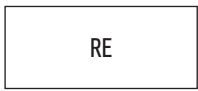








AVAILABLE WITH *T (TILT), *F (FOLD), *C (CASTERS). SEE PAGE 9 FOR DETAILS AND PRICING.

TUBULAR DOUBLE COLUMN BASE		DURACAST DOUBLE COLUMN BASE		A BASE		O BASE		U BASE		V BASE	
MODEL #	PRICE	MODEL #	PRICE	MODEL #	PRICE	MODEL #	PRICE	MODEL #	PRICE	MODEL #	PRICE
B3 T96 P2C40	\$1,617	B3 TDC P2C40	\$1,994	B3 ABS P2C60	\$4,124	B3 OBS P2C60	\$4,124	B3 UBS P2C60	\$4,124	B3 VBS P2C60	\$6,002
B3 T96 P2C40	\$1,617	B3 TDC P2C40	\$1,994	B3 ABS P2C60	\$4,124	B3 OBS P2C60	\$4,124	B3 UBS P2C60	\$4,124	B3 VBS P2C60	\$6,002
B4 T96 P2C40	\$2,141	B4 TDC P2C40	\$2,644	B4 ABS P2C60	\$5,484	B4 OBS P2C60	\$5,484	B4 UBS P2C60	\$5,484	B4 VBS P2C60	\$7,988
B4 T96 P2C40	\$2,141	B4 TDC P2C40	\$2,644	B4 ABS P2C60	\$5,484	B4 OBS P2C60	\$5,484	B4 UBS P2C60	\$5,484	B4 VBS P2C60	\$7,988
B5 T96 P2C40	\$2,665	B5 TDC P2C40	\$4,890	B5 ABS P2C60	\$6,843	B5 OBS P2C60	\$6,843	B5 UBS P2C60	\$6,843	B5 VBS P2C60	\$9,972
B3 T96 P2C40	\$1,617	B3 TDC P2C40	\$1,994	B3 ABS P2C60	\$4,124	B3 OBS P2C60	\$4,124	B3 UBS P2C60	\$4,124	B3 VBS P2C60	\$6,002
B3 T96 P2C40	\$1,617	B3 TDC P2C40	\$1,994	B3 ABS P2C60	\$4,124	B3 OBS P2C60	\$4,124	B3 UBS P2C60	\$4,124	B3 VBS P2C60	\$6,002
B4 T96 P2C40	\$2,141	B4 TDC P2C40	\$2,644	B4 ABS P2C60	\$5,484	B4 OBS P2C60	\$5,484	B4 UBS P2C60	\$5,484	B4 VBS P2C60	\$7,988
B4 T96 P2C40	\$2,141	B4 TDC P2C40	\$2,644	B4 ABS P2C60	\$5,484	B4 OBS P2C60	\$5,484	B4 UBS P2C60	\$5,484	B4 VBS P2C60	\$7,988
B5 T96 P2C40	\$2,665	B5 TDC P2C40	\$4,890	B5 ABS P2C60	\$6,843	B5 OBS P2C60	\$6,843	B5 UBS P2C60	\$6,843	B5 VBS P2C60	\$9,972
B3 T96 P2C40	\$1,617	B3 TDC P2C40	\$1,994	B3 ABS P2C60	\$4,124	B3 OBS P2C60	\$4,124	B3 UBS P2C60	\$4,124	B3 VBS P2C60	\$6,002
B3 T96 P2C40	\$1,617	B3 TDC P2C40	\$1,994	B3 ABS P2C60	\$4,124	B3 OBS P2C60	\$4,124	B3 UBS P2C60	\$4,124	B3 VBS P2C60	\$6,002
B4 T96 P2C40	\$2,141	B4 TDC P2C40	\$2,644	B4 ABS P2C60	\$5,484	B4 OBS P2C60	\$5,484	B4 UBS P2C60	\$5,484	B4 VBS P2C60	\$7,988
B4 T96 P2C40	\$2,141	B4 TDC P2C40	\$2,644	B4 ABS P2C60	\$5,484	B4 OBS P2C60	\$5,484	B4 UBS P2C60	\$5,484	B4 VBS P2C60	\$7,988
B5 T96 P2C40	\$2,665	B5 TDC P2C40	\$4,890	B5 ABS P2C60	\$6,843	B5 OBS P2C60	\$6,843	B5 UBS P2C60	\$6,843	B5 VBS P2C60	\$9,972

Conference Table Tops



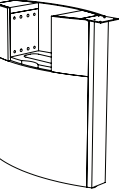
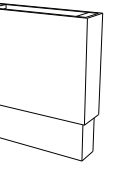

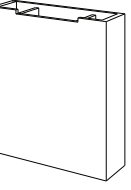
60" W
288" L

3 PIECE TOP

	WOOD EDGE			LAMINATE/PVC EDGE			
	 WKNF1  WBNS1  WDRD1  WRBV1  WBEV1  WTRD1	 WBNS  WDRD  WRBV  WBEV  WTRD	 WXWE*  WXCR  WXBV  WXBD  WXRD  WXFL  WXBVL*	 SE*  PVC  LBVL*			
VENEER	LENGTH	MODEL #	SEATS	DELUXE	PREMIUM	STANDARD	
	288"	TP RE VN 60288	24	\$33,328	\$29,995	\$26,329	
	288"	TP __ VN 60288	24	\$40,588	\$36,530	\$32,065	
							
							
LAMINATE	LENGTH	MODEL #	SEATS	DELUXE	PREMIUM	STANDARD	BASIC
	288"	TP RE LM 60288	24	\$28,084	\$24,840	\$21,326	\$11,794
	288"	TP __ LM 60288	24	\$34,203	\$30,252	\$25,972	\$15,965
							
							
	BOAT SHAPE CAN BE SUBSTITUTED AT NO EXTRA COST. USE BT IN MODEL # IN PLACE OF ABT						

Notes : Laminate or Paint can be substituted for veneer on work surfaces at no extra charge • Our Deluxe and Standard edges are available 1-3/4" thickness • add 10 % to cost of table top • Consult Your Colecraft Representative regarding Price Reduction For Wood Tape • Edges WXBVL, LBVL, SE • add 10 % to cost of table top • Edges WXWE • Subtract 10 % to cost of table top

Wood Bases

WOOD BASES		WOOD, PAINTED OR LAMINATE* BASES Removable wire management access panel: add \$300 per base			
TRADITIONAL PANEL BASE	PANEL BASE	BOAT BASE	HEIGHT ADJUSTABLE	DRUM BASE	RECTANGULAR BASE
					
MODEL #	MODEL #	MODEL #	MODEL #	MODEL #	MODEL #
B4 TPN VN 30 \$10,977	B4 PAN VN 30 \$9,987	B4 BTB VN 30 \$18,582	B4 AH VN 30 \$32,741	B4 DRM VN 31 \$12,097	B4 CBB VN 30 \$13,259
B4 TPN VN 30 \$10,977	B4 PAN VN 30 \$9,987	B4 BTB VN 30 \$18,582	B4 AH VN 30 \$32,741	B4 DRM VN 31 \$12,097	B4 CBB VN 30 \$13,259
MODEL #	MODEL #	MODEL #	MODEL #	MODEL #	MODEL #
B4 TPN VN 30 \$10,977 AVAILABLE IN VENEER ONLY	B4 PAN LM 30 \$7,989	B4 BTB LM 30 \$14,865	B4 AH LM 30 \$30,089	B4 DRM LM 31 \$9,678	B4 CBB LM 30 \$10,607
B4 TPN VN 30 \$10,977 AVAILABLE IN VENEER ONLY	B4 PAN LM 30 \$7,989	B4 BTB LM 30 \$14,865	B4 AH LM 30 \$30,089	B4 DRM LM 31 \$9,678	B4 CBB LM 30 \$10,607

Conference Table Tops

60" W
288" L

3 PIECE TOP

VENEER	LENGTH	MODEL #	SEATS	WOOD EDGE			BASIC
				DELUXE	PREMIUM	STANDARD	
RE	288"	TP RE VN 60288	24	\$33,328	\$29,995	\$26,329	
AE	288"	TP __ VN 60288	24	\$40,588	\$36,530	\$32,065	
RX							
ABT							
LAMINATE	LENGTH	MODEL #	SEATS	DELUXE	PREMIUM	STANDARD	BASIC
RE	288"	TP RE LM 60288	24	\$28,084	\$24,840	\$21,326	\$11,794
AE	288"	TP __ LM 60288	24	\$34,203	\$30,252	\$25,972	\$15,965
RX							
ABT							

 BOAT SHAPE CAN BE SUBSTITUTED AT NO EXTRA COST. USE BT IN MODEL # IN PLACE OF ABT

Notes : Our Deluxe and Standard edges are available 1-3/4" thickness • add 10 % to cost of table top
 *Consult Your Colecraft Representative regarding Price Reduction For Wood Tape
 *Edges WXBVL and LBVL • add 10 % to cost of table top
 *Edges WX3M • Subtract 10 % to cost of table top

Metal Bases

AVAILABLE WITH *T (TILT), *F (FOLD), *C (CASTERS). SEE PAGE 9 FOR DETAILS AND PRICING.


TUBULAR DOUBLE COLUMN BASE		DURACAST DOUBLE COLUMN BASE		A BASE		O BASE		U BASE		V BASE	
MODEL #	MODEL #	MODEL #	MODEL #	MODEL #	MODEL #	MODEL #	MODEL #	MODEL #	MODEL #	MODEL #	MODEL #
B5 T96 P2C40	\$2,665	B5 TDC P2C40	\$4,890	B3 TPN VN 30	\$8,233	B5 OBS P2C60	\$6,843	B5 UBS P2C60	\$6,843	B5 VBS P2C60	\$9,972
B5 T96 P2C40	\$2,665	B5 TDC P2C40	\$4,890	B3 TPN VN 30	\$8,233	B5 OBS P2C60	\$6,843	B5 UBS P2C60	\$6,843	B5 VBS P2C60	\$9,972
B5 T96 P2C40	\$2,665	B5 TDC P2C40	\$4,890	B3 TPN VN 30	\$8,233	B5 OBS P2C60	\$6,843	B5 UBS P2C60	\$6,843	B5 VBS P2C60	\$9,972

Square Table Tops

Veneer

Wood Bases

30" - 48"



1 PIECE TOP

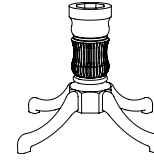
WOOD EDGE

- | | | |
|-------|------|--------|
| WKNF1 | WBNS | WXWE* |
| WBNS1 | WDRD | WXCR |
| WDRD1 | WRBV | WXBV |
| WRBV1 | WBEV | WXBD |
| WBEV1 | WTRD | WXRD |
| WTRD1 | | WXFL |
| | | WXBVL* |

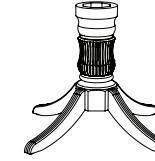
LAMINATE/PVC EDGE

WOOD BASES

QUEEN ANNE



DUNCAN PHYFE



	SIZE	MODEL#	SEATS	DELUXE	PREMIUM	STANDARD
30"	30"	TP SQ VN 3030	4	\$2,092	\$1,945	\$1,653
36"	36"	TP SQ VN 3636	4	\$2,767	\$2,573	\$2,186
42"	42"	TP SQ VN 4242	4	\$3,557	\$3,308	\$2,810
48"	48"	TP SQ VN 4848	4	\$3,854	\$3,584	\$3,045

MODEL #	PRICE	MODEL #	PRICE
B1 QANN WD 31	\$2,203	NOT AVAILABLE	
B1 QANN WD 33	\$2,357	B1 PHYF WD 39	\$2,357
B1 QANN WD 35	\$2,414	B1 PHYF WD 41	\$2,414
B1 QANN WD 35	\$2,414	B1 PHYF WD 41	\$2,414


Notes : Laminate or Paint can be substituted for veneer on work surfaces at no extra charge •
 Our Deluxe and Standard edges are available 1-3/4" thickness • add 10 % to cost of table top
 *Consult Your Colecraft Representative regarding Price Reduction For Wood Tape
 *Edges WXBVL, LBVL, SE • add 10 % to cost of table top
 *Edges WXWE • Subtract 10 % to cost of table top

Square Table Tops

Veneer

Metal Bases

30" - 48"



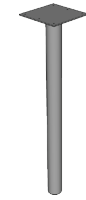
WOOD EDGE

LAMINATE/PVC EDGE

AVAILABLE WITH *T (TILT), *F (FOLD), *C (CASTERS). SEE PAGE 9 FOR DETAILS AND PRICING.

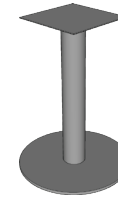
- | | | |
|-------|------|--------|
| WKNF1 | WBNS | WXWE* |
| WBNS1 | WDRD | WXCR |
| WDRD1 | WRBV | WXBV |
| WRBV1 | WBEV | WXBD |
| WBEV1 | WTRD | WXRD |
| WTRD1 | | WXFL |
| | | WXBVL* |

COLUMN BASE



*C

DISC BASE



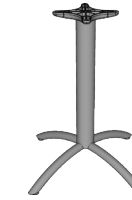
*T

TUBULAR X BASE



*T *C

ARCHED X BASE



*T *C

DURACAST X BASE



*C

DURACAST 4 COLUMN X BASE



*C

1 PIECE TOP

	SIZE	MODEL#	SEATS	DELUXE	PREMIUM	STANDARD
30"	30"	TP SQ VN 3030	4	\$2,092	\$1,945	\$1,653
36"	36"	TP SQ VN 3636	4	\$2,767	\$2,573	\$2,186
42"	42"	TP SQ VN 4242	4	\$3,557	\$3,308	\$2,810
48"	48"	TP SQ VN 4848	4	\$3,854	\$3,584	\$3,045

MODEL #	MODEL #	MODEL #	MODEL #	MODEL #	MODEL #
B4 820 P \$763	B1 DSK P1C24 \$1,212	B1 X96 P1C32 \$789	B1 XAR P1C26 \$838	B1 XDC P1C26 \$695	NOT AVAILABLE
B4 820 P \$763	B1 DSK P1C32 \$1,926	B1 X96 P1C38 \$846	B1 XAR P1C32 \$888	B1 XDC P1C33 \$760	NOT AVAILABLE
B4 820 P \$763	NOT AVAILABLE	B1 X96 P1C38 \$846	B1 XAR P1C32 \$888	B1 XDC P1C33 \$760	NOT AVAILABLE
B4 820 P \$763	NOT AVAILABLE	B1 X96 P1C38 \$846	NOT AVAILABLE	NOT AVAILABLE	B1 XDC P4C38 \$1,359


Notes : Laminate or Paint can be substituted for veneer on work surfaces at no extra charge •
 Our Deluxe and Standard edges are available 1-3/4" thickness • add 10 % to cost of table top
 *Consult Your Colecraft Representative regarding Price Reduction For Wood Tape
 *Edges WXBVL, LBVL, SE • add 10 % to cost of table top
 *Edges WXWE • Subtract 10 % to cost of table top

Square Table Tops

Laminate

Wood Bases

30" - 48"



1 PIECE TOP

WOOD EDGE

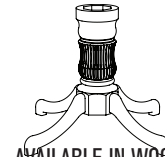
- WKNF1
- WBNS1
- WDRD1
- WRBV1
- WBEV1
- WTRD1
- WBNS
- WDRD
- WRBV
- WBEV
- WTRD
- WXWE*
- WXCR
- WXBV
- WXBD
- WXRD
- WXFL
- WXBVL*

LAMINATE/PVC EDGE

- SE*
- PVC
- LBVL*

WOOD BASES

QUEEN ANNE



AVAILABLE IN WOOD ONLY

DUNCAN PHYFE



AVAILABLE IN WOOD ONLY

	SIZE	MODEL#	SEATS	DELUXE	PREMIUM	STANDARD	BASIC
30"	30"	TP SQ LM 3030	4	\$1,763	\$1,611	\$1,338	\$693
36"	36"	TP SQ LM 3636	4	\$2,331	\$2,131	\$1,770	\$984
42"	42"	TP SQ LM 4242	4	\$2,997	\$2,740	\$2,276	\$1,144
48"	48"	TP SQ LM 4848	4	\$3,248	\$2,968	\$2,466	\$1,270

MODEL #		MODEL #	
B1 QANN WD 31	\$2,203	NOT AVAILABLE	
B1 QANN WD 33	\$2,357	B1 PHYF WD 39	\$2,357
B1 QANN WD 35	\$2,414	B1 PHYF WD 41	\$2,414
B1 QANN WD 35	\$2,414	B1 PHYF WD 41	\$2,414

Notes : Laminate or Paint can be substituted for veneer on work surfaces at no extra charge •
 Our Deluxe and Standard edges are available 1-3/4" thickness • add 10 % to cost of table top
 *Consult Your Colecraft Representative regarding Price Reduction For Wood Tape
 *Edges WXBVL, LBVL, SE • add 10 % to cost of table top
 *Edges WXWE • Subtract 10 % to cost of table top

Square Table Tops

Laminate

Metal Bases

30" - 48"



1 PIECE TOP

WOOD EDGE

LAMINATE/PVC EDGE

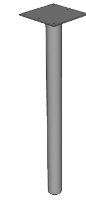
- WKNF1
- WBNS1
- WDRD1
- WRBV1
- WBEV1
- WTRD1
- WBNS
- WDRD
- WRBV
- WBEV
- WTRD
- WXWE*
- WXCR
- WXBV
- WXBD
- WXRD
- WXFL
- WXBVL*

- SE*
- PVC
- LBVL*

	SIZE	MODEL#	SEATS	DELUXE	PREMIUM	STANDARD	BASIC
30"	30"	TP SQ LM 3030	4	\$1,763	\$1,611	\$1,338	\$693
36"	36"	TP SQ LM 3636	4	\$2,331	\$2,131	\$1,770	\$984
42"	42"	TP SQ LM 4242	4	\$2,997	\$2,740	\$2,276	\$1,144
48"	48"	TP SQ LM 4848	4	\$3,248	\$2,968	\$2,466	\$1,270

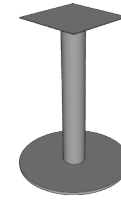
AVAILABLE WITH *T (TILT), *F (FOLD), *C (CASTERS). SEE PAGE 9 FOR DETAILS AND PRICING.

COLUMN BASE



*C

DISC BASE



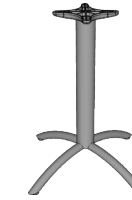
*T

TUBULAR X BASE



*T *C

ARCHED X BASE



*T *C

DURACAST X BASE



*C

DURACAST 4 COLUMN X BASE



*C

MODEL #	MODEL #	MODEL #	MODEL #	MODEL #	MODEL #
B4 820 P \$763	B1 DSK P1C24 \$1,212	B1 X96 P1C32 \$789	B1 XAR P1C26 \$838	B1 XDC P1C26 \$695	NOT AVAILABLE
B4 820 P \$763	B1 DSK P1C32 \$1,926	B1 X96 P1C38 \$846	B1 XAR P1C32 \$888	B1 XDC P1C33 \$760	NOT AVAILABLE
B4 820 P \$763	NOT AVAILABLE	B1 X96 P1C38 \$846	B1 XAR P1C32 \$888	B1 XDC P1C33 \$760	NOT AVAILABLE
B4 820 P \$763	NOT AVAILABLE	B1 X96 P1C38 \$846	NOT AVAILABLE	NOT AVAILABLE	B1 XDC P4C38 \$1,388


Notes : Laminate or Paint can be substituted for veneer on work surfaces at no extra charge • Our Deluxe and Standard edges are available 1-3/4" thickness • add 10 % to cost of table top • Consult Your Colecraft Representative regarding Price Reduction For Wood Tape • Edges WXBVL, LBVL, SE • add 10 % to cost of table top • Edges WXWE • Subtract 10 % to cost of table top

Round Table Tops

Veneer

Wood Bases

30" - 48"
Diameter



1 PIECE TOP

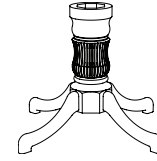
WOOD EDGE

- | | | |
|-------|------|--------|
| WKNF1 | WBNS | WXWE* |
| WBNS1 | WDRD | WXCR |
| WDRD1 | WRBV | WXBV |
| WRBV1 | WBEV | WXBD |
| WBEV1 | WTRD | WXRD |
| WTRD1 | | WXFL |
| | | WXBVL* |

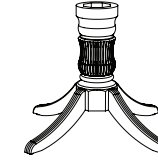
LAMINATE/PVC EDGE

WOOD BASES

QUEEN ANNE




DUNCAN PHYFE



WOOD, PAINTED OR LAMINATE* BASES
Removable wire management access panel: add \$300 per base

DRUM BASE



	SIZE	MODEL#	SEATS	DELUXE	PREMIUM	STANDARD
30"	30"	TP RD VN 30	3	\$2,365	\$2,200	\$1,869
36"	36"	TP RD VN 36	4	\$3,130	\$2,911	\$2,473
42"	42"	TP RD VN 42	4	\$4,020	\$3,739	\$3,176
48"	48"	TP RD VN 48	5	\$4,359	\$4,054	\$3,443
54"	54"	TP RD VN 54	5	\$5,247	\$4,880	\$4,145
60"	60"	TP RD VN 60	6	\$5,589	\$5,198	\$4,416


MODEL #	MODEL #	MODEL #
B1 QANN WD 31 \$2,203	NOT AVAILABLE	NOT AVAILABLE
B1 QANN WD 31 \$2,203	B1 PHYF WD 37 \$2,203	NOT AVAILABLE
B1 QANN WD 33 \$2,357	B1 PHYF WD 37 \$2,203	NOT AVAILABLE
B1 QANN WD 33 \$2,357	B1 PHYF WD 39 \$2,357	B1 DRM VN 24 \$2,697
B1 QANN WD 35 \$2,414	B1 PHYF WD 41 \$2,414	B1 DRM VN 31 \$3,024
NOT AVAILABLE	B1 PHYF WD 41 \$2,414	B1 DRM VN 31 \$3,024

Notes :
Laminate or Paint can be substituted for veneer on work surfaces at no extra charge •
Our Deluxe and Standard edges are available 1-3/4" thickness • add 10 % to cost of table top
*Consult Your Colecraft Representative regarding Price Reduction For Wood Tape
*Edges WXBVL, LBVL, SE • add 10 % to cost of table top
*Edges WXWE • Subtract 10 % to cost of table top

Round Table Tops

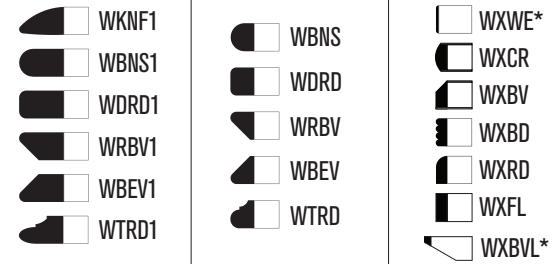
Veneer

30" - 48"
Diameter



1 PIECE TOP

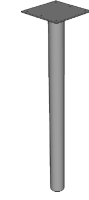
WOOD EDGE



LAMINATE/PVC EDGE

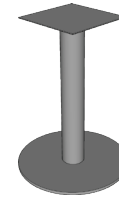
AVAILABLE WITH *T (TILT), *F (FOLD), *C (CASTERS). SEE PAGE 9 FOR DETAILS AND PRICING.

COLUMN BASE



*C

DISC BASE



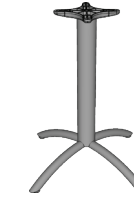
*T

TUBULAR X BASE



*T *C

ARCHED X BASE



*T *C

DURACAST X BASE



*C

TAPERED DISC BASE



*T

	SIZE	MODEL#	SEATS	DELUXE	PREMIUM	STANDARD
30"	30"	TP RD VN 30	3	\$2,365	\$2,200	\$1,869
36"	36"	TP RD VN 36	4	\$3,130	\$2,911	\$2,473
42"	42"	TP RD VN 42	4	\$4,020	\$3,739	\$3,176
48"	48"	TP RD VN 48	5	\$4,359	\$4,054	\$3,443

MODEL #	MODEL #	MODEL #	MODEL #	MODEL #	MODEL #
B4 820 P \$763	B1 DSK P1C18 \$1,060	B1 X96 P1C22 \$709	B1 XAR P1C26 \$838	B1 XDC P1C26 \$695	B1 TPB P1C18 \$1,445
B4 820 P \$763	B1 DSK P1C18 \$1,060	B1 X96 P1C32 \$789	B1 XAR P1C26 \$838	B1 XDC P1C33 \$760	B1 TPB P1C24 \$1,526
B4 820 P \$763	B1 DSK P1C24 \$1,212	B1 X96 P1C32 \$789	B1 XAR P1C32 \$888	B1 XDC P1C33 \$760	B1 TPB P1C24 \$1,526
B4 820 P \$763	B1 DSK P1C32 \$1,926	B1 X96 P1C38 \$846	NOT AVAIL-ABLE	B1 XDC P1C38 \$824	NOT AVAIL-ABLE


Notes : Laminate or Paint can be substituted for veneer on work surfaces at no extra charge • Our Deluxe and Standard edges are available 1-3/4" thickness • add 10 % to cost of table top • Consult Your Colecraft Representative regarding Price Reduction For Wood Tape • Edges WXBVL, LBVL, SE • add 10 % to cost of table top • Edges WXWE • Subtract 10 % to cost of table top

Round Table Tops

Veneer

Wood Bases

54" - 96"
Diameter



WOOD EDGE


- | | | |
|-------|------|--------|
| WKNF1 | WBNS | WXWE* |
| WBNS1 | WDRD | WXCR |
| WDRD1 | WRBV | WXBV |
| WRBV1 | WBEV | WXBD |
| WBEV1 | WTRD | WXRD |
| WTRD1 | | WXFL |
| | | WXBVL* |

LAMINATE/PVC EDGE


WOOD, PAINTED OR LAMINATE* BASES
Removable wire management access panel: add \$300 per base

AVAILABLE WITH *T (TILT), *F (FOLD), *C (CASTERS). SEE PAGE 9 FOR DETAILS AND PRICING.

DRUM
BASE

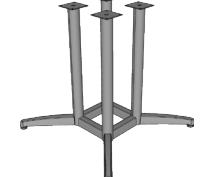


TUBULAR 4
COLUMN X BASE



*C

DURACAST 4
COLUMN X BASE



*C

1 PIECE TOP	SIZE	MODEL#	SEATS	DELUXE	PREMIUM	STANDARD
54"	54"	TP RD VN 54	5	\$5,247	\$4,436	\$4,145
60"	60"	TP RD VN 60	6	\$5,589	\$4,725	\$4,416
2 PIECE TOP	72"	TP RD VN 72	7	\$10,451	\$8,836	\$8,256
84"	84"	TP RD VN 84	8	\$11,238	\$9,501	\$8,878
96"	96"	TP RD VN 96	9	\$12,547	\$10,608	\$9,912

MODEL #		MODEL #		MODEL #	
B1 DRM VN 31	\$3,024	B1 X96 P4C38	\$1,231	B1 XDC P4C38	\$1,427
B1 DRM VN 31	\$3,024	B1 X96 P4C38	\$1,231	B1 XDC P4C38	\$1,427
B1 DRM VN 37	\$3,857	NOT AVAILABLE		NOT AVAILABLE	
B1 DRM VN 37	\$3,857	NOT AVAILABLE		NOT AVAILABLE	
B1 DRM VN 49	\$4,875	NOT AVAILABLE		NOT AVAILABLE	


Notes : Laminate or Paint can be substituted for veneer on work surfaces at no extra charge •
Our Deluxe and Standard edges are available 1-3/4" thickness • add 10 % to cost of table top
*Consult Your Colecraft Representative regarding Price Reduction For Wood Tape
*Edges WXBVL, LBVL, SE • add 10 % to cost of table top
*Edges WXWE • Subtract 10 % to cost of table top

Round Table Tops

Laminate

Wood Bases

30" - 48"
Diameter



1 PIECE TOP

WOOD EDGE

- WKNF1
- WBNS1
- WDRD1
- WRBV1
- WBEV1
- WTRD1
- WBNS
- WDRD
- WRBV
- WBEV
- WTRD
- WXWE*
- WXCR
- WXBV
- WXBD
- WXRD
- WXFL
- WXBVL*

LAMINATE/PVC EDGE

- SE*
- PVC
- LBVL*

WOOD BASES

QUEEN ANNE



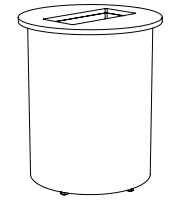
AVAILABLE IN WOOD ONLY

DUNCAN PHYFE



AVAILABLE IN WOOD ONLY

DRUM BASE



WOOD, PAINTED OR LAMINATE* BASES
Removable wire management access panel: add \$300 per base

	SIZE	MODEL#	SEATS	DELUXE	PREMIUM	STANDARD	BASIC
30"	30"	TP RD LM 30	3	\$1,993	\$1,822	\$1,514	\$779
36"	36"	TP RD LM 36	4	\$2,637	\$2,411	\$2,003	\$1,110
42"	42"	TP RD LM 42	4	\$3,388	\$3,096	\$2,572	\$1,373
48"	48"	TP RD LM 48	5	\$3,673	\$3,357	\$2,789	\$1,506
54"	54"	TP RD LM 54	5	\$4,422	\$4,041	\$3,358	\$2,063
60"	60"	TP RD LM 60	6	\$4,710	\$4,305	\$3,576	\$2,324

MODEL #		MODEL #		MODEL #	
B1 QANN WD 31	\$2,203	NOT AVAILABLE		NOT AVAILABLE	
B1 QANN WD 31	\$2,203	B1 PHYF WD 37	\$2,203	NOT AVAILABLE	
B1 QANN WD 33	\$2,357	B1 PHYF WD 37	\$2,203	NOT AVAILABLE	
B1 QANN WD 33	\$2,357	B1 PHYF WD 39	\$2,357	B1 DRM LM 24	\$2,158
B1 QANN WD 35	\$2,414	B1 PHYF WD 41	\$2,414	B1 DRM LM 31	\$2,419
		B1 PHYF WD 41	\$2,414	B1 DRM LM 31	\$2,419


Notes : Laminate or Paint can be substituted for veneer on work surfaces at no extra charge •
Our Deluxe and Standard edges are available 1-3/4" thickness • add 10 % to cost of table top
*Consult Your Colecraft Representative regarding Price Reduction For Wood Tape
*Edges WXBVL, LBVL, SE • add 10 % to cost of table top
*Edges WXWE • Subtract 10 % to cost of table top

Round Table Tops

Laminate

Metal Bases

30" - 48"
Diameter

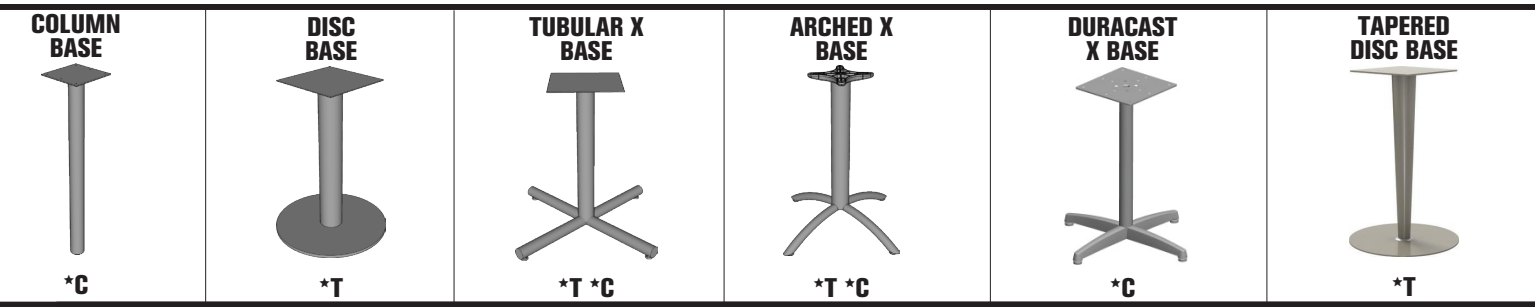


1 PIECE TOP

WOOD EDGE LAMINATE/PVC EDGE

- WKNF1
- WBNS
- WXWE*
- SE*
- WBNS1
- WDRD
- WXCR
- PVC
- WDRD1
- WRBV
- WXBV
- WTRD
- WRBV1
- WBEV
- WXBD
- WXRD
- WBEV1
- WXFL
- WTRD1
- WXBVL*
- LBVL*

AVAILABLE WITH *T (TILT), *F (FOLD), *C (CASTERS). SEE PAGE 9 FOR DETAILS AND PRICING.



	SIZE	MODEL#	SEATS	DELUXE	PREMIUM	STANDARD	BASIC
30"	30"	TP RD LM 30	3	\$1,993	\$1,822	\$1,514	\$779
	36"	TP RD LM 36	4	\$2,637	\$2,411	\$2,003	\$1,110
	42"	TP RD LM 42	4	\$3,388	\$3,096	\$2,572	\$1,373
	48"	TP RD LM 48	5	\$3,673	\$3,357	\$2,789	\$1,506

MODEL #	MODEL #	MODEL #	MODEL #	MODEL #	MODEL #
B4 820 P \$763	B1 DSK P1C18	B1 X96 P1C22 \$709	B1 XAR P1C26 \$838	B1 XDC P1C26 \$695	B1 TPB P1C18 \$1,445
B4 820 P \$763	B1 DSK P1C18	B1 X96 P1C32 \$789	B1 XAR P1C26 \$838	B1 XDC P1C33 \$760	B1 TPB P1C24 \$1,526
B4 820 P \$763	B1 DSK P1C24	B1 X96 P1C32 \$789	B1 XAR P1C32 \$888	B1 XDC P1C33 \$760	B1 TPB P1C24 \$1,526
B4 820 P \$763	B1 DSK P1C32	B1 X96 P1C38 \$846	NOT AVAIL-ABLE	B1 XDC P1C38 \$824	NOT AVAIL-ABLE


Notes : Laminate or Paint can be substituted for veneer on work surfaces at no extra charge •
 Our Deluxe and Standard edges are available 1-3/4" thickness • add 10 % to cost of table top
 *Consult Your Colecraft Representative regarding Price Reduction For Wood Tape
 *Edges WXBVL, LBVL, SE • add 10 % to cost of table top
 *Edges WXWE • Subtract 10 % to cost of table top

Round Table Tops

Laminate

Wood Bases

54" - 96"
Diameter



WOOD EDGE

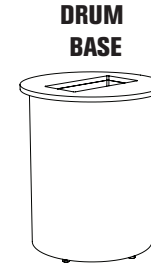
- WKNF1
- WBNS1
- WDRD1
- WRBV1
- WBEV1
- WTRD1
- WBNS
- WDRD
- WRBV
- WBEV
- WTRD
- WXWE*
- WXCR
- WXBV
- WXBD
- WXRD
- WXFL
- WXBVL*

LAMINATE/PVC EDGE

- SE*
- PVC
- LBVL*

WOOD, PAINTED OR LAMINATE* BASES

Removable wire management access panel: add \$300 per base



AVAILABLE WITH *T (TILT), *F (FOLD), *C (CASTERS). SEE PAGE 9 FOR DETAILS AND PRICING.



*C



*C

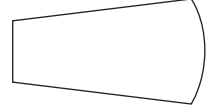
1 PIECE TOP	SIZE	MODEL#	SEATS	DELUXE	PREMIUM	STANDARD	BASIC
54"	54"	TP RD LM 54	5	\$4,299	\$3,929	\$3,264	\$2,005
60"	60"	TP RD LM 60	6	\$4,579	\$4,185	\$3,477	\$2,260
2 PIECE TOP	72"	TP RD LM 72	7	\$8,562	\$7,826	\$6,502	\$3,340
84"	84"	TP RD LM 84	8	\$9,207	\$8,415	\$6,991	\$4,007
96"	96"	TP RD LM 96	9	\$10,279	\$9,395	\$7,805	\$4,477

MODEL #	PRICE	MODEL #	PRICE	MODEL #	PRICE
B1 DRM LM 31	\$2,352	B1 X96 P4C38	\$1,197	B1 XDC P4C38	\$1,388
B1 DRM LM 31	\$2,352	B1 X96 P4C38	\$1,197	B1 XDC P4C38	\$1,388
B1 DRM LM 37	\$3,000	NOT AVAILABLE		NOT AVAILABLE	
B1 DRM LM 37	\$3,000	NOT AVAILABLE		NOT AVAILABLE	
B1 DRM LM 49	\$3,792	NOT AVAILABLE		NOT AVAILABLE	

Notes : Laminate or Paint can be substituted for veneer on work surfaces at no extra charge •
 Our Deluxe and Standard edges are available 1-3/4" thickness • add 10 % to cost of table top
 *Consult Your Colecraft Representative regarding Price Reduction For Wood Tape
 *Edges WXBVL, LBVL, SE • add 10 % to cost of table top
 *Edges WXWE • Subtract 10 % to cost of table top

View Conference Tables with Panel Bases Veneer

60" W
96" - 288" L



PRICE INCLUDES PANEL BASES
ADD \$300 FOR WIRE ACCESS PANEL
96"- 120" = 1 PIECE TOP • 144"- 240" = 2 PIECE TOP • 288" = 3 PIECE TOP

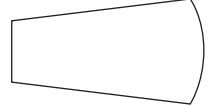
WKNF1	WBNS	WXWE*
WBNS1	WDRD	WXCR
WDRD1	WRBV	WXBV
WRBV1	WBEV	WXBD
WBEV1	WTRD	WXRD
WTRD1		WXFL
		WXBVL*

	SIZE	MODEL #	SEATS	DELUXE	PREMIUM	STANDARD
96" L	30-60" X 96"	WCT VN 6096	7	\$15,143	\$14,129	\$13,012
120" L	30-60" X 120"	WCT VN 60120	9	\$17,760	\$16,485	\$15,080
144" L	30-60" X 144"	WCT VN 60144	11	\$23,741	\$22,115	\$20,329
168" L	30-60" X 168"	WCT VN 60168	11	\$30,250	\$27,974	\$24,866
192" L	30-60" X 192"	WCT VN 60192	13	\$33,708	\$31,248	\$28,344
216" L	30-60" X 216"	WCT VN 60216	15	\$37,371	\$34,520	\$31,216
240" L	30-60" X 240"	WCT VN 60240	17	\$38,810	\$35,525	\$32,080
288" L	30-60" X 288"	WCT VN 60288	19	\$50,576	\$46,516	\$42,052

Notes : Laminate or Paint can be substituted for veneer on work surfaces at no extra charge • Our Deluxe and Standard edges are available 1-3/4" thickness • add 10 % to cost of table top
*Consult Your Colecraft Representative regarding Price Reduction For Wood Tape
*Edges WXBVL, LBVL, SE • add 10 % to cost of table top
*Edges WXWE • Subtract 10 % to cost of table top

View Conference Tables with Panel Bases Laminate

60" W
96" - 288" L



PRICE INCLUDES PANEL BASES
ADD \$300 FOR WIRE ACCESS PANEL
96"- 120" = 1 PIECE TOP • 144"- 240" = 2 PIECE TOP • 288" = 3 PIECE TOP

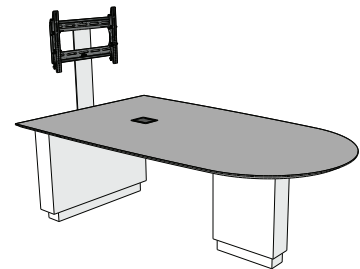
WKNF1	WBNS	WXWE*	SE*
WBNS1	WDRD	WXCR	PVC
WDRD1	WRBV	WXBV	
WRBV1	WBEV	WXBD	
WBEV1	WTRD	WXRD	
WTRD1		WXFL	LBVL*
		WXBVL*	

	SIZE	MODEL #	SEATS	DELUXE	PREMIUM	STANDARD	BASIC
96" L	30-60" X 96"	WCT LM 6096	7	\$12,115	\$11,303	\$10,409	\$8,055
120" L	30-60" X 120"	WCT LM 60120	9	\$14,208	\$13,188	\$12,064	\$9,146
144" L	30-60" X 144"	WCT LM 60144	11	\$18,993	\$17,692	\$16,263	\$11,975
168" L	30-60" X 168"	WCT LM 60168	11	\$24,200	\$22,379	\$19,893	\$14,342
192" L	30-60" X 192"	WCT LM 60192	13	\$26,967	\$24,998	\$22,675	\$15,653
216" L	30-60" X 216"	WCT LM 60216	15	\$29,897	\$27,616	\$24,973	\$17,138
240" L	30-60" X 240"	WCT LM 60240	17	\$31,048	\$28,420	\$25,664	\$18,811
288" L	30-60" X 288"	WCT LM 60288	19	\$40,461	\$37,213	\$33,641	\$23,954

Notes : Laminate or Paint can be substituted for veneer on work surfaces at no extra charge • Our Deluxe and Standard edges are available 1-3/4" thickness • add 10 % to cost of table top
*Consult Your Colecraft Representative regarding Price Reduction For Wood Tape
*Edges WXBVL, LBVL, SE • add 10 % to cost of table top
*Edges WXWE • Subtract 10 % to cost of table top

Collaboration Table Tops

48" - 60" W
72" - 96" L



1 PIECE TOP

				WOOD EDGE			LAMINATE/PVC EDGE	ADD ONS	
				WKNF1	WBNS	WX3M*	SE	Integrated Flat Panel Display Mount	
				WBNS1	WDRD	WXCR	TMFL	Multiply price by number of monitors	
				WDRD1	WRBV	WXBV	TMCR		
				WRBV1	WBEV	WXBD	3MFL		
				WBEV1	WTRD	WXRD	LBVL*		
				WTRD1		WXFL			
						WXBVL*			
veneER	SIZE	MODEL#	SEATS	DELUXE	PREMIUM	STANDARD	BASIC		
	48 X 72	CS BT VN 4872	4	\$6,661	\$5,996	\$5,262			
	48 X 96	CS BT VN 4896	4	\$10,368	\$9,331	\$8,191			
	60 X 72	CS BT VN 6072	4	\$8,916	\$8,011	\$7,031			
	60 X 96	CS BT VN 6096	4	\$13,199	\$11,880	\$10,427			
	48 X 72	CS RX VN 4872	4	\$6,661	\$5,996	\$5,262			
	48 X 96	CS RX VN 4896	4	\$10,368	\$9,331	\$8,191			
	60 X 72	CS RX VN 6072	4	\$8,916	\$8,011	\$7,031			
	60 X 96	CS RX VN 6096	4	\$13,199	\$11,880	\$10,427			
lAMINATE	LENGTH	MODEL #	SEATS	DELUXE	PREMIUM	STANDARD	BASIC		
	48 X 72	CS BT LM 4872	4	\$5,613	\$4,964	\$4,262	\$2,534		
	48 X 96	CS BT LM 4896	4	\$8,736	\$7,727	\$6,634	\$3,975		
	60 X 72	CS BT LM 6072	4	\$7,516	\$6,633	\$5,695	\$3,277		
	60 X 96	CS BT LM 6096	4	\$11,123	\$9,838	\$8,446	\$4,830		
	48 X 72	CS RX LM 4872	4	\$5,613	\$4,964	\$4,262	\$2,534		
	48 X 96	CS RX LM 4896	4	\$8,736	\$7,727	\$6,634	\$3,975		
	60 X 72	CS RX LM 6072	4	\$7,516	\$6,633	\$5,695	\$3,277		
	60 X 96	CS RX LM 6096	4	\$11,123	\$9,838	\$8,446	\$4,830		

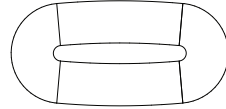
Notes : Our Deluxe and Standard edges are available 1-3/4" thickness • add 10 % to cost of table top
 *Consult Your Colecraft Representative regarding Price Reduction For Wood Tape
 *Edges WXBVL and LBVL • add 10 % to cost of table top
 *Edges WX3M • Subtract 10 % to cost of table top

Collaboration Bases

						29" Fixed Height Base		42" Fixed Height Base		Height Adjustable		ADD ONS	
						MODEL #		MODEL #		MODEL #		MODEL #	
						CS FH VN 302129	\$5,587	CS FH VN 302142	\$6,412	CS AH VN 3021	\$13,627	CS TV MNT	\$722
						CS FH VN 302129	\$5,587	CS FH VN 302142	\$6,412	CS AH VN 3021	\$13,627	CS TV MNT	\$722
						CS FH VN 362129	\$6,091	CS FH VN 362142	\$6,992	CS AH VN 3621	\$14,973	CS TV MNT	\$722
						CS FH VN 362129	\$6,091	CS FH VN 362142	\$6,992	CS AH VN 3621	\$14,973	CS TV MNT	\$722
						CS FH VN 302129	\$5,587	CS FH VN 302142	\$6,412	CS AH VN 3021	\$13,627	CS TV MNT	\$722
						CS FH VN 302129	\$5,587	CS FH VN 302142	\$6,412	CS AH VN 3021	\$13,627	CS TV MNT	\$722
						CS FH VN 362129	\$6,091	CS FH VN 362142	\$6,992	CS AH VN 3621	\$14,973	CS TV MNT	\$722
						CS FH VN 362129	\$6,091	CS FH VN 362142	\$6,992	CS AH VN 3621	\$14,973	CS TV MNT	\$722
						CS FH LM 302129	\$4,469	CS FH LM 302142	\$5,130	CS AH LM 3021	\$12,545	CS TV MNT	\$722
						CS FH LM 302129	\$4,469	CS FH LM 302142	\$5,130	CS AH LM 3021	\$12,545	CS TV MNT	\$722
						CS FH LM 362129	\$4,873	CS FH LM 362142	\$5,622	CS AH LM 3621	\$13,335	CS TV MNT	\$722
						CS FH LM 362129	\$4,873	CS FH LM 362142	\$5,622	CS AH LM 3621	\$13,335	CS TV MNT	\$722
						CS FH LM 302129	\$4,469	CS FH LM 302142	\$5,130	CS AH LM 3021	\$12,545	CS TV MNT	\$722
						CS FH LM 302129	\$4,469	CS FH LM 302142	\$5,130	CS AH LM 3021	\$12,545	CS TV MNT	\$722
						CS FH LM 362129	\$4,873	CS FH LM 362142	\$5,622	CS AH LM 3621	\$13,335	CS TV MNT	\$722
						CS FH LM 362129	\$4,873	CS FH LM 362142	\$5,622	CS AH LM 3621	\$13,335	CS TV MNT	\$722

Configurable Training Tables

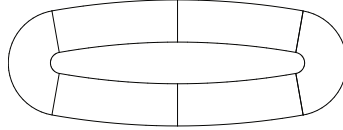
CT-60



124" X 60"
Laminate Top with 3MFL
Tubular Arched Base
(2) 72" X 24" CT SECT 2472 Sections
(2) CT-A 60 End Caps

SIZE	MODEL #	SEATS	PRICE
124" X 60"	CT 60	10	\$15,065

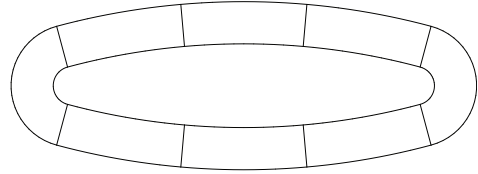
CT-72



193" X 72"
Laminate Top with 3MFL
Tubular Arched Base
(4) 72" X 24" CT SECT 2472 Sections
(2) CT-B 72 End Caps

SIZE	MODEL #	SEATS	PRICE
193" X 72"	CT 72	16	\$21,939

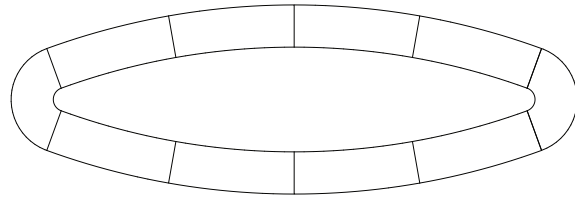
CT-96



266" X 96"
Laminate Top with 3MFL
Tubular Arched Base
(6) 72" X 24" CT SECT 2472 Sections
(2) CT-C 96 End Caps

SIZE	MODEL #	SEATS	PRICE
266" X 96"	CT 96	22	\$28,813

CT-108



323" X 108"
Laminate Top with 3MFL
Tubular Arched Base
(8) 72" X 24" CT SECT 2472 Sections
(2) CT-D 108 End Caps

SIZE	MODEL #	SEATS	PRICE
323" X 108"	CT 108	26	\$35,687

Separate Pieces

CT SECT 2472



CT-D 108



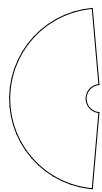
CT-C 96



CT-B 72



CT-A 60



MODEL #	PRICE
CT SECT 2472	\$3,437
CT-A 60	\$4,096
CT-B 72	\$4,096
CT-C 96	\$4,096
CT-D 108	\$4,096

Training Table Tops

Veneer

Metal Bases

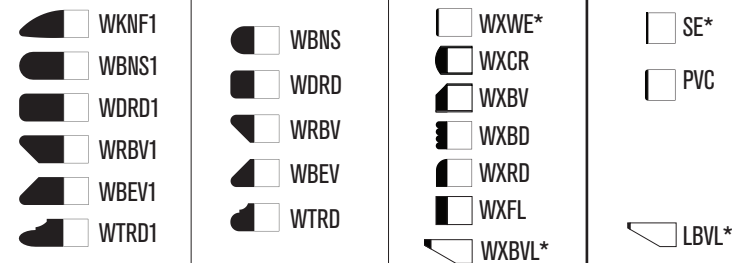
20"- 42" W
60" - 120" L

1 PIECE TOP

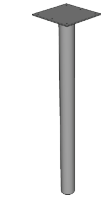
WOOD EDGE

LAMINATE/PVC EDGE

AVAILABLE WITH *T (TILT), *F (FOLD), *C (CASTERS). SEE PAGE 9 FOR DETAILS AND PRICING.



COLUMN BASE



*C

H FRAME BASE



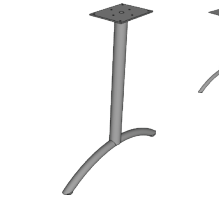
*C

TUBULAR T BASE



*T *F *C

ARCHED SINGLE AND DOUBLE BASE



*C

DURACAST T BASE



*T *F *C

	SIZE	MODEL #	SEATS	DELUXE	PREMIUM	STANDARD	BASIC
20" W	20 X 36	TP RE VN 2036	1	\$1,745	\$1,623	\$1,379	
	20 X 48	TP RE VN 2048	2	\$2,054	\$1,910	\$1,622	
	20 X 60	TP RE VN 2060	2	\$2,436	\$2,265	\$1,924	
	20 X 72	TP RE VN 2072	2	\$2,818	\$2,621	\$2,226	
	20 X 84	TP RE VN 2084	3	\$3,214	\$2,989	\$2,539	
	20 X 96	TP RE VN 2096	3	\$3,581	\$3,330	\$2,829	
24" W	24 X 36	TP RE VN 2436	1	\$1,904	\$1,771	\$1,505	
	24 X 48	TP RE VN 2448	2	\$2,280	\$2,119	\$1,800	
	24 X 60	TP RE VN 2460	2	\$2,655	\$2,470	\$2,098	
	24 X 72	TP RE VN 2472	2	\$3,070	\$2,855	\$2,425	
	24 X 84	TP RE VN 2484	3	\$3,500	\$3,255	\$2,765	
	24 X 96	TP RE VN 2496	3	\$3,899	\$3,626	\$3,081	
	24 X 120	TP RE VN 24120	4	\$4,298	\$3,998	\$3,396	
30" W	30 X 48	TP RE VN 3048	4	\$2,520	\$2,343	\$1,991	
	30 X 60	TP RE VN 3060	6	\$2,982	\$2,774	\$2,356	
	30 X 72	TP RE VN 3072	6	\$3,447	\$3,205	\$2,723	
	30 X 84	TP RE VN 3084	8	\$3,935	\$3,659	\$3,108	
	30 X 96	TP RE VN 3096	8	\$4,376	\$4,069	\$3,457	
	30 X 120	TP RE VN 30120	10	\$5,304	\$4,933	\$4,190	
36" W	36 X 48	TP RE VN 3648	4	\$2,833	\$2,635	\$2,238	
	36 X 60	TP RE VN 3660	6	\$3,356	\$3,121	\$2,651	
	36 X 72	TP RE VN 3672	6	\$3,588	\$3,336	\$2,834	
	36 X 84	TP RE VN 3684	8	\$3,878	\$3,606	\$3,063	
	36 X 96	TP RE VN 3696	8	\$4,925	\$4,581	\$3,891	
	36 X 120	TP RE VN 36120	10	\$5,971	\$5,553	\$4,717	
42" W	42 x 60	TP RE VN 4260	6	\$3,511	\$3,160	\$2,773	
	42 x 72	TP RE VN 4272	6	\$4,213	\$3,791	\$3,328	
	42 x 84	TP RE VN 4284	8	\$4,915	\$4,423	\$3,883	
	42 x 96	TP RE VN 4296	8	\$5,617	\$5,055	\$4,437	
	42 x 120	TP RE VN 42120	10	\$7,021	\$6,319	\$5,547	

MODEL #	MODEL #	MODEL #	MODEL #	MODEL #	
B4 820 P \$763	NOT AVAILABLE	B2 T96 P1C18 \$758	B2 TAR P1C16 \$797	B2 TDC P1C16 \$808	
B4 820 P \$763	NOT AVAILABLE	B2 T96 P1C18 \$758	B2 TAR P1C16 \$797	B2 TDC P1C16 \$808	
B4 820 P \$763	NOT AVAILABLE	B2 T96 P1C18 \$758	B2 TAR P1C16 \$797	B2 TDC P1C16 \$808	
B4 820 P VB \$1,092	NOT AVAILABLE	B2 T96 P1C18 \$758	B2 TAR P1C16 \$797	B2 TDC P1C16 \$808	
B4 820 P VB \$1,092	NOT AVAILABLE	B2 T96 P1C18 \$758	B2 TAR P1C16 \$797	B2 TDC P1C16 \$808	
B4 820 P VB \$1,092	NOT AVAILABLE	B2 T96 P1C18 \$758	B2 TAR P1C16 \$797	B2 TDC P1C16 \$808	
B4 820 P \$763	B2 WHF 24 \$1,194	B2 T96 P1C22 \$763	B2 TAR P1C22 \$808	B2 TDC P1C20 \$824	
B4 820 P \$763	B2 WHF 24 \$1,194	B2 T96 P1C22 \$763	B2 TAR P1C22 \$808	B2 TDC P1C20 \$824	
B4 820 P \$763	B2 WHF 24 \$1,194	B2 T96 P1C22 \$763	B2 TAR P1C22 \$808	B2 TDC P1C20 \$824	
B4 820 P VB \$1,092	B2 WHF 24 \$1,194	B2 T96 P1C22 \$763	B2 TAR P1C22 \$808	B2 TDC P1C20 \$824	
B4 820 P VB \$1,092	B2 WHF 24 \$1,194	B2 T96 P1C22 \$763	B2 TAR P1C22 \$808	B2 TDC P1C20 \$824	
B4 820 P VB \$1,092	B2 WHF 24 \$1,194	B2 T96 P1C22 \$763	B2 TAR P1C22 \$808	B2 TDC P1C20 \$824	
B6 820 P \$1,057	NOT AVAILABLE	B3 T96 P1C22 \$1,073	NOT AVAILABLE	NOT AVAILABLE	
B4 820 P \$763	B2 WHF 30 \$1,362	B2 T96 P1C26 \$774	B2 TAR P1C26 \$830	B2 TDC P1C26 \$864	
B4 820 P \$763	B2 WHF 30 \$1,362	B2 T96 P1C26 \$774	B2 TAR P1C26 \$830	B2 TDC P1C26 \$864	
B4 820 P VB \$1,092	B2 WHF 30 \$1,362	B2 T96 P1C26 \$774	B2 TAR P1C26 \$830	B2 TDC P1C26 \$864	
B4 820 P VB \$1,092	B2 WHF 30 \$1,362	B2 T96 P1C26 \$774	B2 TAR P1C26 \$830	B2 TDC P1C26 \$864	
B4 820 P VB \$1,092	B2 WHF 30 \$1,362	B2 T96 P1C26 \$774	B2 TAR P1C26 \$830	B2 TDC P1C26 \$864	
B6 820 P \$1,057	NOT AVAILABLE	B3 T96 P1C26 \$1,073	B3 TAR P1C26 \$1,156	B3 TDC P1C26 \$1,162	
B4 820 P \$763	NOT AVAILABLE	B2 T96 P1C32 \$786	B2 TAR P1C26 \$830	B2 TDC P1C26 \$864	
B4 820 P \$763	NOT AVAILABLE	B2 T96 P1C32 \$786	B2 TAR P1C26 \$830	B2 TDC P1C26 \$864	
B4 820 P VB \$1,092	NOT AVAILABLE	B2 T96 P1C32 \$786	B2 TAR P1C26 \$830	B2 TDC P1C26 \$864	
B4 820 P VB \$1,092	NOT AVAILABLE	B2 T96 P1C32 \$786	B2 TAR P1C26 \$830	B2 TDC P1C26 \$864	
B4 820 P VB \$1,092	NOT AVAILABLE	B2 T96 P1C32 \$786	B2 TAR P1C26 \$830	B2 TDC P1C26 \$864	
B6 820 P \$1,057	NOT AVAILABLE	B3 T96 P1C32 \$1,090	B3 TAR P1C26 \$1,156	B3 TDC P1C26 \$1,162	
B4 820 P \$763	NOT AVAILABLE	B2 T96 P1C32 \$947	B2 TAR P2C36 \$1,472	B2 TDC P1C33 \$1,007	
B4 820 P VB \$1,092	NOT AVAILABLE	B2 T96 P1C32 \$947	B2 TAR P2C36 \$1,472	B2 TDC P1C33 \$1,007	
B4 820 P VB \$1,092	NOT AVAILABLE	B2 T96 P1C32 \$947	B2 TAR P2C36 \$1,472	B2 TDC P1C33 \$1,007	
B4 820 P VB \$1,040	NOT AVAILABLE	B2 T96 P1C32 \$947	B2 TAR P2C36 \$1,472	B2 TDC P1C33 \$1,007	
B6 820 P \$1,007	NOT AVAILABLE	B3 T96 P1C32 \$1,330	B3 TAR P2C36 \$2,119	B3 TDC P1C33 \$1,423	

Notes : Laminate or Paint can be substituted for veneer on work surfaces at no extra charge • Our Deluxe and Standard edges are available 1-3/4" thickness • add 10 % to cost of table top • Consult Your Colecraft Representative regarding Price Reduction For Wood Tape • Edges WXBVL, LBVL, SE • add 10 % to cost of table top • Edges WXWE • Subtract 10 % to cost of table top

Training Table Tops

Laminate

Metal Bases

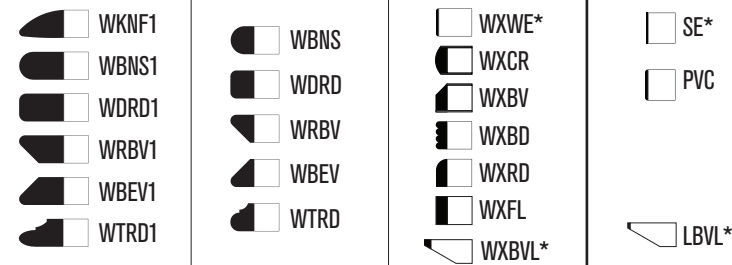
20" - 42" W
60" - 120" L

1 PIECE TOP

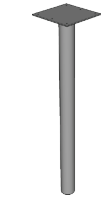
WOOD EDGE

LAMINATE/PVC EDGE

AVAILABLE WITH *T (TILT), *F (FOLD), *C (CASTERS). SEE PAGE 9 FOR DETAILS AND PRICING.



COLUMN BASE




*C

H FRAME BASE




*C

TUBULAR T BASE



*T *F *C

ARCHED SINGLE AND DOUBLE BASE



*C

DURACAST T BASE



*T *F *C

	SIZE	MODEL #	SEATS	DELUXE	PREMIUM	STANDARD	BASIC
20" W	20 X 36	TP RE LM 2036	1	\$1,471	\$1,344	\$1,117	\$561
	20 X 48	TP RE LM 2048	2	\$1,731	\$1,582	\$1,314	\$657
	20 X 60	TP RE LM 2060	2	\$2,053	\$1,876	\$1,559	\$813
	20 X 72	TP RE LM 2072	2	\$2,375	\$2,170	\$1,803	\$968
	20 X 84	TP RE LM 2084	3	\$2,708	\$2,475	\$2,056	\$1,169
	20 X 96	TP RE LM 2096	3	\$3,018	\$2,758	\$2,291	\$1,277
24" W	24 X 36	TP RE LM 2436	1	\$1,605	\$1,467	\$1,219	\$644
	24 X 48	TP RE LM 2448	2	\$1,921	\$1,755	\$1,458	\$756
	24 X 60	TP RE LM 2460	2	\$2,238	\$2,045	\$1,699	\$931
	24 X 72	TP RE LM 2472	2	\$2,587	\$2,364	\$1,964	\$1,110
	24 X 84	TP RE LM 2484	3	\$2,950	\$2,696	\$2,240	\$1,341
	24 X 96	TP RE LM 2496	3	\$3,286	\$3,003	\$2,495	\$1,462
	24 X 120	TP RE LM 24120	4	\$3,622	\$3,311	\$2,751	\$1,666
30" W	30 X 48	TP RE LM 3048	4	\$2,123	\$1,941	\$1,612	\$901
	30 X 60	TP RE LM 3060	6	\$2,513	\$2,297	\$1,908	\$1,110
	30 X 72	TP RE LM 3072	6	\$2,904	\$2,655	\$2,206	\$1,322
	30 X 84	TP RE LM 3084	8	\$3,316	\$3,030	\$2,518	\$1,599
	30 X 96	TP RE LM 3096	8	\$3,687	\$3,370	\$2,800	\$1,743
	30 X 120	TP RE LM 30120	10	\$4,470	\$4,085	\$3,394	\$2,165
36" W	36 X 48	TP RE LM 3648	4	\$2,387	\$2,182	\$1,813	\$1,156
	36 X 60	TP RE LM 3660	6	\$2,828	\$2,585	\$2,148	\$1,427
	36 X 72	TP RE LM 3672	6	\$3,023	\$2,763	\$2,296	\$1,695
	36 X 84	TP RE LM 3684	8	\$3,268	\$2,986	\$2,481	\$2,076
	36 X 96	TP RE LM 3696	8	\$4,150	\$3,793	\$3,152	\$2,237
	36 X 120	TP RE LM 36120	10	\$5,032	\$4,599	\$3,821	\$2,776
42" W	42 x 60	TP RE LM 4260	6	\$2,958	\$2,617	\$2,246	\$1,540
	42 x 72	TP RE LM 4272	6	\$3,550	\$3,140	\$2,696	\$1,827
	42 x 84	TP RE LM 4284	8	\$4,142	\$3,663	\$3,145	\$2,229
	42 x 96	TP RE LM 4296	8	\$4,733	\$4,187	\$3,594	\$2,409
	42 x 120	TP RE LM 42120	10	\$5,916	\$5,233	\$4,493	\$3,141

MODEL #	MODEL #	MODEL #	MODEL #	MODEL #
B4 820 P \$763	NOT AVAILABLE	B2 T96 P1C18 \$758	B2 TAR P1C16 \$797	B2 TDC P1C16 \$808
B4 820 P \$763	NOT AVAILABLE	B2 T96 P1C18 \$758	B2 TAR P1C16 \$797	B2 TDC P1C16 \$808
B4 820 P \$763	NOT AVAILABLE	B2 T96 P1C18 \$758	B2 TAR P1C16 \$797	B2 TDC P1C16 \$808
B4 820 P VB \$1,092	NOT AVAILABLE	B2 T96 P1C18 \$758	B2 TAR P1C16 \$797	B2 TDC P1C16 \$808
B4 820 P VB \$1,092	NOT AVAILABLE	B2 T96 P1C18 \$758	B2 TAR P1C16 \$797	B2 TDC P1C16 \$808
B4 820 P VB \$1,092	NOT AVAILABLE	B2 T96 P1C18 \$758	B2 TAR P1C16 \$797	B2 TDC P1C16 \$808
B4 820 P \$763	B2 WHF 24 \$1,194	B2 T96 P1C22 \$763	B2 TAR P1C22 \$808	B2 TDC P1C20 \$824
B4 820 P \$763	B2 WHF 24 \$1,194	B2 T96 P1C22 \$763	B2 TAR P1C22 \$808	B2 TDC P1C20 \$824
B4 820 P \$763	B2 WHF 24 \$1,194	B2 T96 P1C22 \$763	B2 TAR P1C22 \$808	B2 TDC P1C20 \$824
B4 820 P VB \$1,092	B2 WHF 24 \$1,194	B2 T96 P1C22 \$763	B2 TAR P1C22 \$808	B2 TDC P1C20 \$824
B4 820 P VB \$1,092	B2 WHF 24 \$1,194	B2 T96 P1C22 \$763	B2 TAR P1C22 \$808	B2 TDC P1C20 \$824
B4 820 P VB \$1,092	B2 WHF 24 \$1,194	B2 T96 P1C22 \$763	B2 TAR P1C22 \$808	B2 TDC P1C20 \$824
B6 820 P \$1,057	NOT AVAILABLE	B3 T96 P1C22 \$1,073	NOT AVAILABLE	NOT AVAILABLE
B4 820 P \$763	B2 WHF 30 \$1,362	B2 T96 P1C26 \$774	B2 TAR P1C26 \$830	B2 TDC P1C26 \$864
B4 820 P \$763	B2 WHF 30 \$1,362	B2 T96 P1C26 \$774	B2 TAR P1C26 \$830	B2 TDC P1C26 \$864
B4 820 P VB \$1,092	B2 WHF 30 \$1,362	B2 T96 P1C26 \$774	B2 TAR P1C26 \$830	B2 TDC P1C26 \$864
B4 820 P VB \$1,092	B2 WHF 30 \$1,362	B2 T96 P1C26 \$774	B2 TAR P1C26 \$830	B2 TDC P1C26 \$864
B4 820 P VB \$1,092	B2 WHF 30 \$1,362	B2 T96 P1C26 \$774	B2 TAR P1C26 \$830	B2 TDC P1C26 \$864
B6 820 P \$1,057	NOT AVAILABLE	B3 T96 P1C26 \$1,073	B3 TAR P1C26 \$1,156	B3 TDC P1C26 \$1,162
B4 820 P \$763	NOT AVAILABLE	B2 T96 P1C32 \$786	B2 TAR P1C26 \$830	B2 TDC P1C26 \$864
B4 820 P \$763	NOT AVAILABLE	B2 T96 P1C32 \$786	B2 TAR P1C26 \$830	B2 TDC P1C26 \$864
B4 820 P VB \$1,092	NOT AVAILABLE	B2 T96 P1C32 \$786	B2 TAR P1C26 \$830	B2 TDC P1C26 \$864
B4 820 P VB \$1,092	NOT AVAILABLE	B2 T96 P1C32 \$786	B2 TAR P1C26 \$830	B2 TDC P1C26 \$864
B4 820 P VB \$1,092	NOT AVAILABLE	B2 T96 P1C32 \$786	B2 TAR P1C26 \$830	B2 TDC P1C26 \$864
B6 820 P \$1,057	NOT AVAILABLE	B3 T96 P1C32 \$1,090	B3 TAR P1C26 \$1,156	B3 TDC P1C26 \$1,162
B4 820 P \$763	NOT AVAILABLE	B2 T96 P1C32 \$947	B2 TAR P2C36 \$1,472	B2 TDC P1C33 \$1,007
B4 820 P VB \$1,092	NOT AVAILABLE	B2 T96 P1C32 \$947	B2 TAR P2C36 \$1,472	B2 TDC P1C33 \$1,007
B4 820 P VB \$1,092	NOT AVAILABLE	B2 T96 P1C32 \$947	B2 TAR P2C36 \$1,472	B2 TDC P1C33 \$1,007
B4 820 P VB \$1,092	NOT AVAILABLE	B2 T96 P1C32 \$947	B2 TAR P2C36 \$1,472	B2 TDC P1C33 \$1,007
B6 820 P \$1,057	NOT AVAILABLE	B3 T96 P1C32 \$1,330	B3 TAR P2C36 \$2,119	B3 TDC P1C33 \$1,423

Notes : Laminate or Paint can be substituted for veneer on work surfaces at no extra charge • Our Deluxe and Standard edges are available 1-3/4" thickness • add 10 % to cost of table top • Consult Your Colecraft Representative regarding Price Reduction For Wood Tape • Edges WXBVL, LBVL, SE • add 10 % to cost of table top • Edges WXWE • Subtract 10 % to cost of table top

Height Adjustable Training Tables

24" - 36" W
36" - 72" L

1 PIECE TOP

VENEER	SIZE	MODEL #	SEATS	WOOD EDGE			LAMINATE/PVC EDGE				
				DELUXE	PREMIUM	STANDARD	SE	TMFL	TMCR	3MFL	LBVL*
24" W	24 X 48	TP RE VN 2448	2	\$2,280	\$2,119	\$1,800					
	24 X 60	TP RE VN 2460	2	\$2,655	\$2,470	\$2,098					
	24 X 72	TP RE VN 2472	2	\$3,070	\$2,855	\$2,425					
	30" W	30 X 48	TP RE VN 3048	4	\$2,520	\$2,343	\$1,991				
		30 X 60	TP RE VN 3060	6	\$2,982	\$2,774	\$2,356				
		30 X 72	TP RE VN 3072	6	\$3,447	\$3,205	\$2,723				
	36" W	36 X 48	TP RE VN 3648	4	\$2,833	\$2,635	\$2,238				
		36 X 60	TP RE VN 3660	6	\$3,356	\$3,121	\$2,651				
		36 X 72	TP RE VN 3672	6	\$3,588	\$3,336	\$2,834				
LAMINATE	SIZE	MODEL #	SEATS	DELUXE	PREMIUM	STANDARD	BASIC				
24" W	24 X 48	TP RE LM 2448	2	\$1,921	\$1,755	\$1,458	\$756				
	24 X 60	TP RE LM 2460	2	\$2,238	\$2,045	\$1,699	\$931				
	24 X 72	TP RE LM 2472	2	\$2,587	\$2,364	\$1,964	\$1,110				
30" W	30 X 48	TP RE LM 3048	4	\$2,123	\$1,941	\$1,612	\$901				
	30 X 60	TP RE LM 3060	6	\$2,513	\$2,297	\$1,908	\$1,110				
	30 X 72	TP RE LM 3072	6	\$2,904	\$2,655	\$2,206	\$1,322				
36" W	36 X 48	TP RE LM 3648	4	\$2,387	\$2,182	\$1,813	\$1,156				
	36 X 60	TP RE LM 3660	6	\$2,828	\$2,585	\$2,148	\$1,427				
	36 X 72	TP RE LM 3672	6	\$3,023	\$2,763	\$2,296	\$1,695				

Notes : Our Deluxe and Standard edges are available 1-3/4" thickness • add 10 % to cost of table top
 *Consult Your Colecraft Representative regarding Price Reduction For Wood Tape
 *Edges WXBVL and LBVL • add 10 % to cost of table top
 *Edges WX3M • Subtract 10 % to cost of table top

Height Adjustable Training Table Bases

HAND CRANK ADJUSTABLE



MOTORIZED ADJUSTABLE





MODEL #		MODEL #	
B2 CRK PIC23	\$1,566	B2 MTR PIC23	\$2,661
B2 CRK PIC23	\$1,566	B2 MTR PIC23	\$2,661
B2 CRK PIC23	\$1,566	B2 MTR PIC23	\$2,661
B2 CRK PIC23	\$1,566	B2 MTR PIC23	\$2,661
B2 CRK PIC23	\$1,566	B2 MTR PIC23	\$2,661
B2 CRK PIC23	\$1,566	B2 MTR PIC23	\$2,661
B2 CRK PIC23	\$1,566	B2 MTR PIC23	\$2,661
B2 CRK PIC23	\$1,566	B2 MTR PIC23	\$2,661
B2 CRK PIC23	\$1,566	B2 MTR PIC23	\$2,661
B2 CRK PIC23	\$1,566	B2 MTR PIC23	\$2,661
B2 CRK PIC23	\$1,566	B2 MTR PIC23	\$2,661
B2 CRK PIC23	\$1,566	B2 MTR PIC23	\$2,661

Training Table Accessories

COLECRAFT

Accessories

Modesty Panel	MODEL #	DESCRIPTION	FINISH	DIMENSIONS	PRICE
	MP-48	TOP LENGTH 48"	BLACK LAM	10"WX3/4"	\$194
	MP-60	TOP LENGTH 60"	BLACK LAM	10"WX3/4"	\$231
	MP-72	TOP LENGTH 72"	BLACK LAM	10"WX3/4"	\$268
	MP-84	TOP LENGTH 84"	BLACK LAM	10"WX3/4"	\$315
	MP-96	TOP LENGTH 96"	BLACK LAM	10"WX3/4"	\$343

Folding locking modesty panel brackets	MPB-2	FOLDING LOCK MOD PANEL BRACKETS			\$227
		<ul style="list-style-type: none"> • 16 gauge formed steel brackets • Extruded aluminum locking mechanism pair • Positive lock in upright and folded position • Allows for storage of modesty panel with work surface 			





Z-Riser Brackets	ZRB-2	Z-RISER BRACKETS		PAIR	\$129
		Designed to allow the Table Base folding mechanism to be used on tables between 36" and 57" long. The riser bracket raises the folding mechanism off of the bottom of the work surface allowing one leg to fold over the other. One pair needed per table.			









Table Stiffeners	VB-58	ANTI-SAG TABLE STIFFENERS		EACH	\$156
		Keeps your tables straight and true. Specify table length when ordering.			

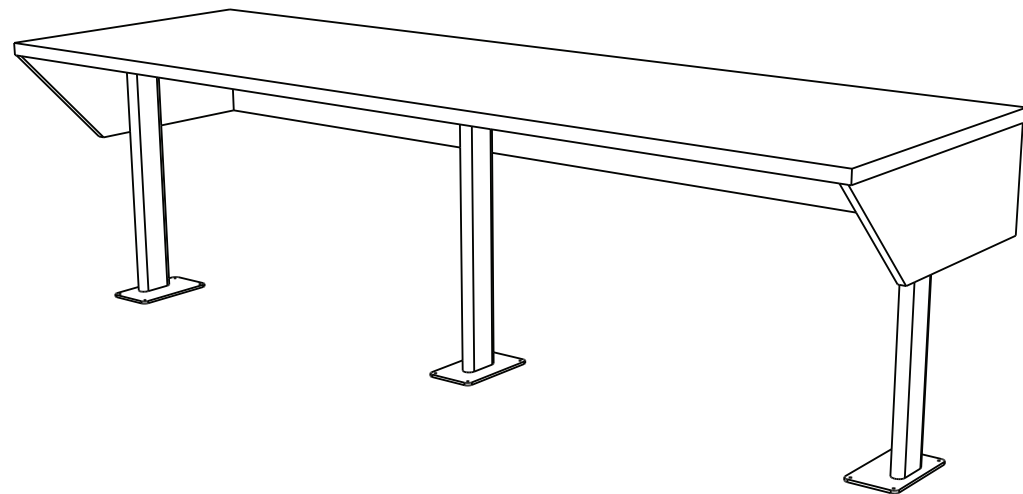
Locking Casters	LC4	LOCKING CASTERS-SET OF 4	BLACK PLASTIC	60 MM DIA	\$111
		<ul style="list-style-type: none"> • Swivel • Hard wheel standard, soft wheel available 			

Mobile Table Cart	MTC - 1	MOBILE TABLE CART	PWDR COAT BLK WRINKLE FINISH		\$2,508
		<ul style="list-style-type: none"> • 1 1/2" 11 Gauge Steel tubing for structural supports • 1 1/2" 14 Gauge Steel tubing for non-load bearing supports and bent frames • 5" Diameter, Casters 1/2" stems • Mechanically fastened and welded • Accommodates up to six 30"x72" tables • Shipped knocked down 			

Training Table Accessories

COLECRAFT

	MODEL #	SPECS		FINISH	PRICE
	FNFM1	FLIP N FOLD MECHINISM		N/A	\$284
	FTK1	FLIP TOP KIT		N/A	\$613
	QRFP1	QUICK RELEASE FLAT PLATE		N/A	\$85
	GROM-1	GROMMETS	2" DIA	BLACK PLASTIC	\$50
	GROM-3	GROMMETS	3" DIA	BLACK PLASTIC	\$59
	GROM-4	GROMMETS	2" DIA	POLISHED CHROME	\$166
	GROM-5	GROMMETS	2" DIA	SATIN NICKEL	\$166
	GROM-6	GROMMETS	2" DIA	STAINLESS STEEL	\$166
	GROM-7	GROMMETS	3" DIA	POLISHED CHROME	\$172
	GROM-8	GROMMETS	3" DIA	SATIN NICKEL	\$172
	GROM-9	GROMMETS	3" DIA	STAINLESS STEEL	\$172
		WM424	J-CHANNEL EXTRUSION	24" LONG	BLACK PLASTIC
WM448		J-CHANNEL EXTRUSION	48" LONG	BLACK PLASTIC	\$91
WM496		J-CHANNEL EXTRUSION	96" LONG	BLACK PLASTIC	\$138
	WMCSQ-1	FOR SQUARE RECTANGLE LEG		BLACK	\$135
	WMCSQ-2	FOR SQUARE RECTANGLE LEG		SILVER	\$135
	WMCRND-3	FOR ROUND CONTOURED LEG		BLACK	\$184
	WMCRND-4	FOR ROUND CONTOURED LEG		SILVER	\$184
	WM-2	UNDERMOUNT WIRE MNGMT	4"DIA 1 17/32" HEIGHT	BLK PLASTIC	\$33
	WM-3	UNDERMOUNT WIRE MNGMT	5 5/16"X2 19/32"	SILVER PLASTIC	\$49



	SIZE	MODEL#	PRICE
16" DEPTH	60"W X 18"D X 29"H	LHT LM 601829	\$2,055
	120"W X 18"D X 29"H	LHT LM 1201829	\$3,361
24" DEPTH	60"W X 24"D X 29"H	LHT LM 602429	\$2,129
	120"W X 24"D X 29"H	LHT LM 1202429	\$3,510

PROJECT: _____

COMPANY: _____

TOPS

SHAPE/SIZE	MODEL #	EDGE	EDGE FINISH	TOP FINISH

NOTES:

BASES

STYLE	MODEL #	TABLE LENGTH	FINISH	WIRE MGMT	WIRE MGMT ACCESS PANEL		TILT	FOLD	CASTERS
					QUANTITY	LOCATION			

NOTES:

POWER/DATA

DESCRIPTION	MODEL #	FINISH	MISC	TELECOM PLATES

NOTES:

Questions or comments call 844.500.9356 or visit www.colecraftcf.com

COLECRAFT

Colecraft Commercial Furnishings

1021 Allen Street - Jamestown, NY 14701


Phone: (844)-500-9356 • (716) 488-2810

www.colecraftcf.com

Fax: (716) 488-2824



DESKING



SPECIFICATION GUIDE

REV 111924

NOTE: Due to the recent unanticipated cost increase of raw materials please call to confirm list pricing before you quote your clients

COLECRAFT
The Art of Detail™


DESKING

- Typicals ————— 2 - 19
- Desks ————— 20
- Corner Bases ————— 21
- Credenza Shells ————— 22 - 23
- Returns & Bridges ————— 24 - 25
- Multimedia Desks ————— 26
- Divider Walls ————— 27 - 28
- PARPAN Shielding ————— 30 - 31
- Storage units and filling ————— 32 - 35
- Wardrobe ————— 36 - 41
- Accessories ————— 42 - 43



TYP-12	DESK \$18,133
	CREENZA \$18,024
	TOTAL \$36,157
ADD ADJUSTABLE HEIGHT OPTION	\$8,163

Executive Office Desk Suite
 Desk Top with LBVL Edge
 Two grommets in work surface
 Desk top rests on two risers
 Low Box File on Rightside of desk Low Credenza shell on leftside of desk
 One Open Shelf
 Two 36" w Box File Credenza Wall Unit
 Six Door Cabinet
 Two Single Door Cabinets Two overhead cabinets Open shelf in center
 All filing is locking
 Hardware: TBD from standard
 Top/Case Laminate: Wilsonart Phantom Ecrú 8212K-28 File Fronts: Wilsonart Designer White D354-60
 Edge Profile Basic: Self Edge, 3MFL
 Desk w/ Return: 90"W X 101.5"D X 24"/29"H
 Credenza: 76"W X 20"D X 29"H



TYP-13

\$4,360

L-Shaped Desk
 Power/Data, (Power, USB Charging)
 Stainless Handles
 Mobile Melamine Box/Box/File with Laminate Drawer Heads
 78"W X 72"L X 20"/27"D Overall



TYP-14

\$62,409

Single Full Solution - Veneer Wall Shell, Desk, Solution
 3" Hollow Core Wall Shell construction with shelves
 Veneer 30" X 60" Worksurface Return Top with 1/2" edge
 Veneer 24" X 105" Desk Worksurface Top with 1/2" edge
 Laminate 36" X 81" Wardrobe Storage with Self Edge
 Includes: Clothes rod, shelf, locks
 Laminate 30" X 24" Lateral File with Self Edge
 Laminate 15" X 24" Box Box File with Self Edge
 Laminate 30"W X 42"H Bookcase with Self Edge
 150"W X 27"D X 84"H
 Adjustable height desk: 72"W X 36"D X 29"/42" H



TYP-15

\$20,365

EXECUTIVE OFFICE DESK
 Beveled Edge
 Square tubing metal legs, Modesty Panel
 Hanging Filing Cabinet: Box File Storage
 Material: Veneer Edge Profile: LBVL (knife edge)
 78"W X 33"D X 29"H
 BUFFET HEIGHT CREDENZA
 Beveled Edge
 Metal Riser
 Double lateral file
 Single hinged door cabinet
 Metal legs
 Material: Veneer
 54"W X 21.5"D X 36"H



TYP-16

\$25,167

PARSONS STYLE DESK
 Two Grommets on either end
 Mitered corners
 Finish: Designer White High Gloss
 84"W x 30"D x 29"H
 OPEN BOOK SHELF STORAGE UNIT
 Case: Chemetal 231 Metawave
 Worksurface: Designer White High Gloss
 Adjustable shelf
 (2) Box File Drawer Storage Unit
 108"W X 24"D X 24"H



TYP-15

DESK \$24,185
 CREDENZA \$21,107
 TOTAL \$45,292



TYP-16

ADD ADJUSTABLE HEIGHT OPTION \$8,163

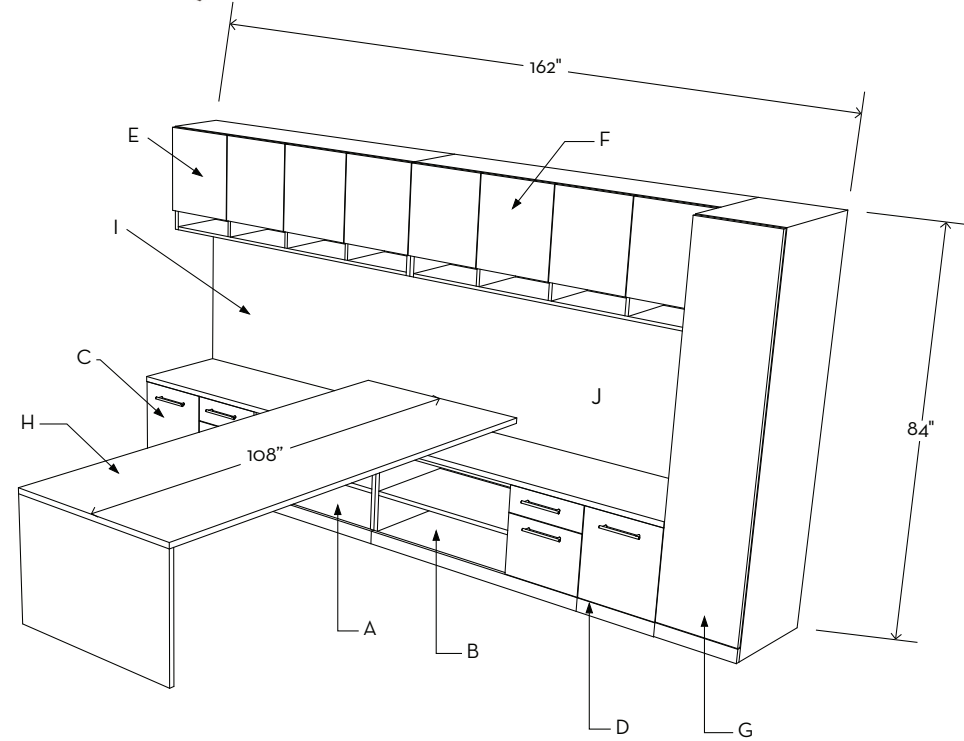
\$25,166

DESK WITH WORKSURFACE AND SHORT MODESTY PANEL
 Rectangle steel tube base - powder coat
 Desk shell credenza with riser for desk worksurface
 Front Credenza with box file & storage, book shelf, dual hinged door
 Desk: 84"L X 36"D X 29"H

HEIGHT ADJUSTABLE EXECUTIVE DESK
 Worksurface: Veneer
 Case: Veneer
 Locking Box Box File Pedestal on left side
 Wire management under table
 Grommets on worksurface
 Edge Profile Standard: WXBVL
 75"W X 40"D X 29"/42"H
 HEIGHT ADJUSTABLE CREDENZA
 Worksurface: Veneer
 Brushed Stainless accent line
 (4) Hinged doors
 72"W X 24"D X 29"/42"H

Desking Typical-001

COLECRAFT

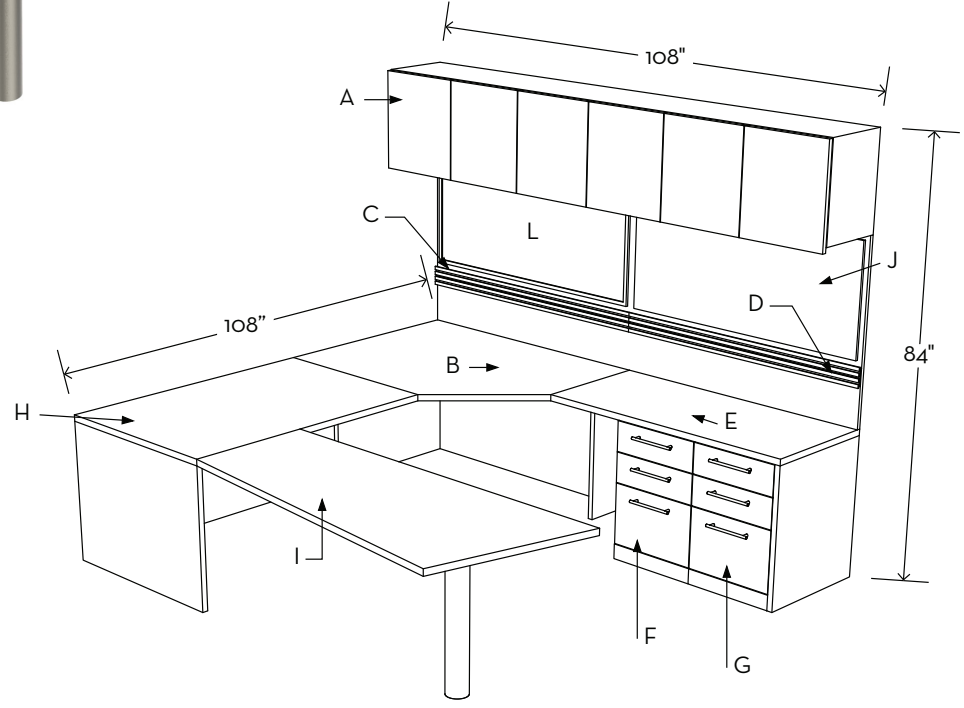


Item	Page #	Model #	Description	Dimensions	Premium	Standard	Laminate
A	33	AMH LOW BFSTFL 542422	Low Box File & Storage	54"W X 24"D X 22.25"H	\$4,342.90	\$4,342.90	\$3,561.01
B	33	AMH LOW BFSTFL 542422	Low Box File & Storage	54"W X 24"D X 22.25"H	\$4,342.90	\$4,342.90	\$3,561.01
C	33	AMH LOW SHD 182422	Low Hinged Door	18"W X 24"D X 22.25"H	\$2,741.72	\$2,741.72	\$2,247.09
D	33	AMH LOW SHD 182422	Low Hinged Door	18"W X 24"D X 22.25"H	\$2,741.72	\$2,741.72	\$2,247.09
E	37	AMH WDOORST 721524	Hanging Wall Storage w/ Shelving	72"W X 15"D X 24 3/4"H	\$9,234.82	\$9,234.82	\$7,577.55
F	37	AMH WDOORST 721524	Hanging Wall Storage w/ Shelving	72"W X 15"D X 24 3/4"H	\$9,234.82	\$9,234.82	\$7,577.55
G	41	AMH WDST 182484	Wardrobe Storage	18"W X 24"D X 84"H	\$4,861.33	\$4,861.33	\$3,645.99
H	30	AMH WSDSK 1083629	Worksurface Desk	108"W X 36"D X 29"H	\$4,035.24	\$3,435.22	\$2,583.64
I		TBD3672	Self Edge Tackboard	72"W x 36"h	\$1,043.66	\$1,043.66	\$1,043.66
J		TBD3672	Self Edge Tackboard	72"W x 36"h	\$1,043.66	\$1,043.66	\$1,043.66
K	42	LED144	Undermount LED Lighting	144"W	\$1,664.07	\$1,664.07	\$1,664.07
Total List							\$53,964.16

*Adjustable Height Option Available! Add \$5,462

Desking Typical-002

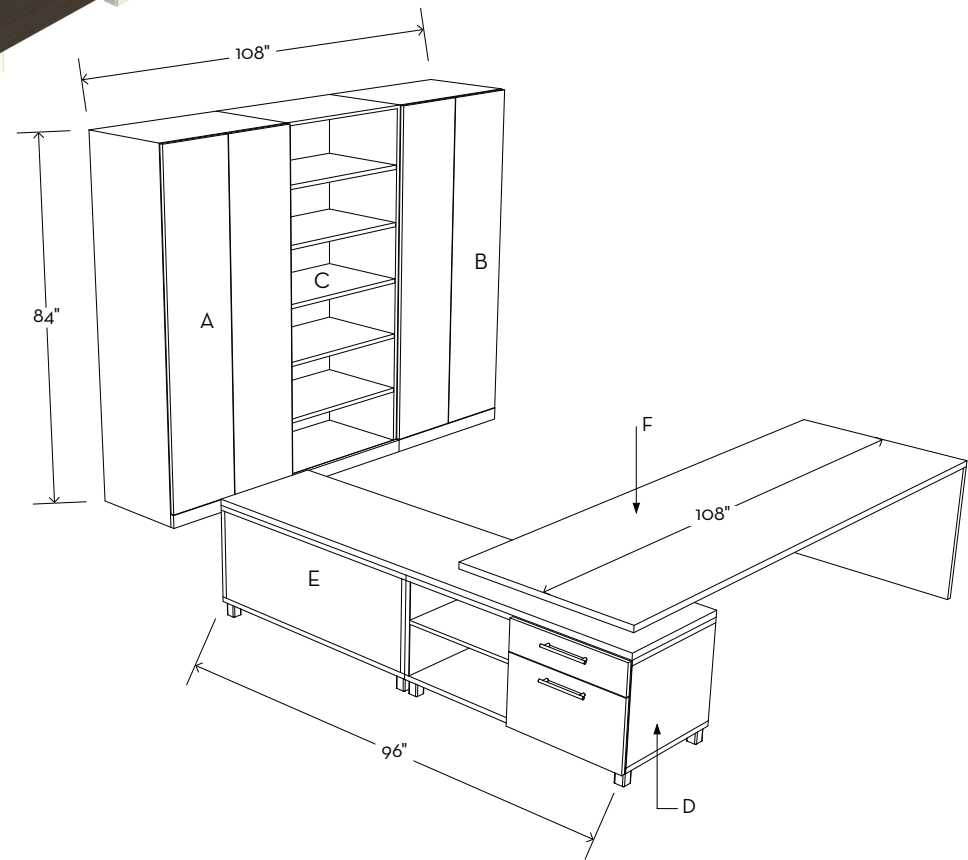
COLECRAFT



Item	Page #	Model #	Description	Dimensions	Premium	Standard	Laminate
A	36	AMH WDOOR 1081519	Hanging Wall Storage	108"W X 15"D X 19"H			\$8,991.75
B	27	AMH CB 2436RH	Corner Base	24"W X 54"D X 29"H	\$6,319.72	\$5,641.52	\$3,385.93
C	42	CPF-A5400B	Aluminum Slatwall Toolbar	54" - BLACK	\$253.26	\$253.26	\$253.26
D	42	CPF-A5400B	Aluminum Slatwall Toolbar	54" - BLACK	\$253.26	\$253.26	\$253.26
E	29	AMH WSFRT 542429	Worksurface Return	54"W X 24"D X 29"H	\$3,639.20	\$3,028.98	\$1,992.12
F	32	WCNF BBF_181927	Box Box File	18"W X 19"D X 27 3/4"H	\$3,306.04	\$3,306.04	\$2,644.83
G	32	WCNF BBF_181927	Box Box File	18"W X 19"D X 27 3/4"H	\$3,306.04	\$3,306.04	\$2,644.83
H	29	AMH WSFRT 663629	Worksurface Return	66"W X 36"D X 29"H	\$4,738.94	\$3,963.85	\$2,867.50
I	27	AMH CNFRTN 723229	Conference Return	72"W X 32"D X 29"H	\$5,036.40	\$4,376.89	\$2,874.30
J		SLT10836	Slatwall Panel	108"W X 36"H	\$4,783.14	\$4,783.14	\$2,814.81
K	42	LED108	Undermount LED Lighting	108"W	\$1,488.99	\$1,488.99	\$1,488.99
L		WHBP2436	Whiteboard	36"w x 24"h	\$656.11	\$656.11	\$656.11
Total List							\$45,323.71

Desking Typical-003

COLECRAFT

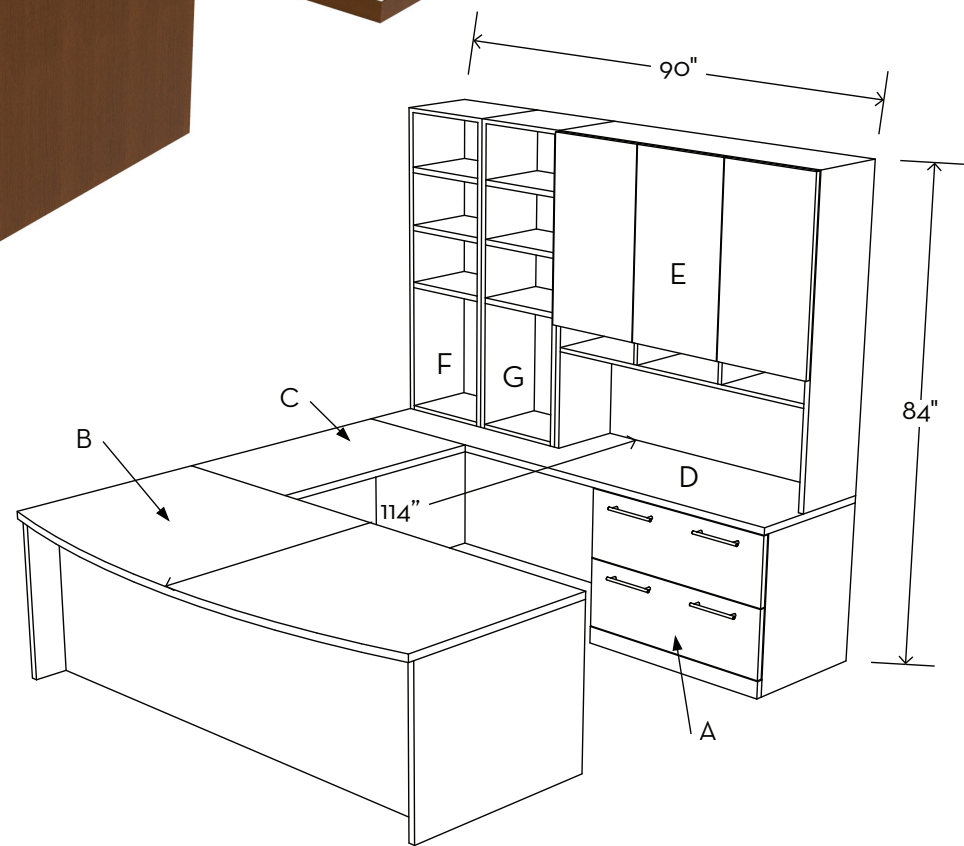


Item	Page #	Model #	Description	Dimensions	Premium	Standard	Laminate
A	41	AMH WDST 362484	Wardrobe Storage	36"W X 24"D X 84"H	\$7,778.12	\$7,778.12	\$5,833.59
B	41	AMH WDST 362484	Wardrobe Storage	36"W X 24"D X 84"H	\$7,778.12	\$7,778.12	\$5,833.59
C	41	AMH CTHCBS 362481	Bookcase	36" w x 24" d x 84" h	\$7,268.19	\$7,268.19	\$5,323.66
D	33	AMH LOW BFST 482422	Low Box File & Storage	48"W X 24"D X 22.25"H	\$3,945.15	\$3,945.15	\$3,234.65
E	33	AMH LOW BFST 482422	Low Box File & Storage	48"W X 24"D X 22.25"H	\$3,945.15	\$3,945.15	\$3,234.65
F	30	AMH WSDSK 1083629	Worksurface Desk	108"W X 36"D X 29"H	\$4,035.24	\$3,435.22	\$2,583.64
				Total List			\$38,240.63

*Adjustable Height Option Available! Add \$5,462

Desking Typical-004

COLECRAFT



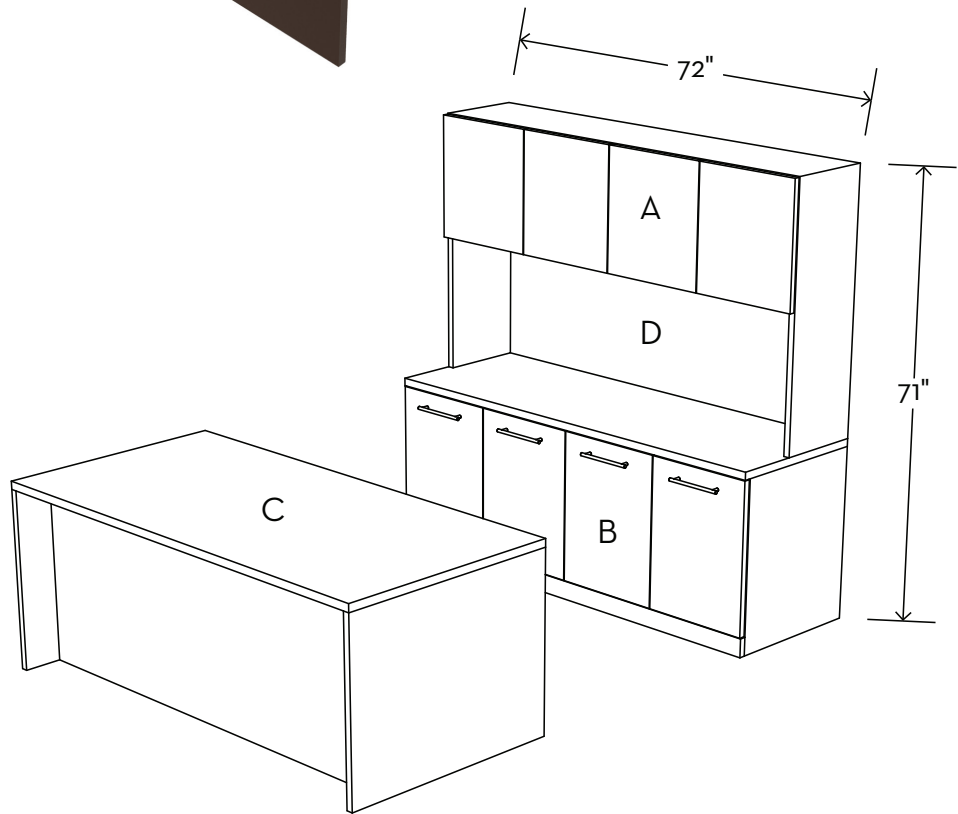
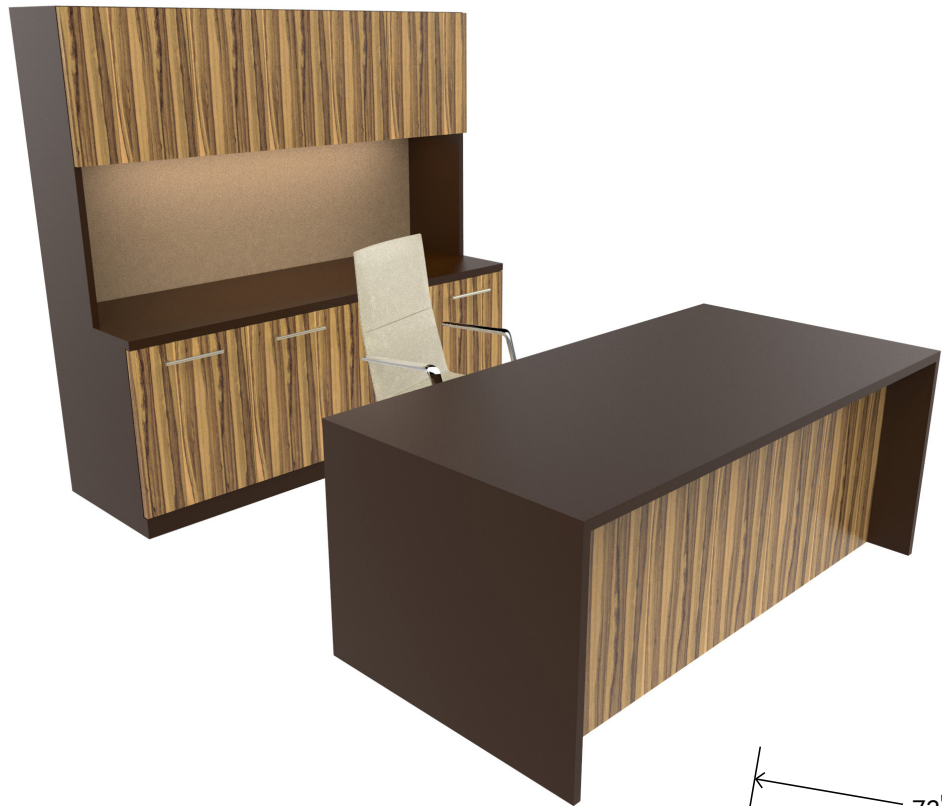
Item	Page #	Model #	Description	Dimensions	Premium	Standard	Laminate
A	32	WCNF LAT_362427	Lateral File	36"W X 24"D X 27 3/4"H	\$4,477.18	\$4,477.18	\$3,581.40
B	26	AMH BFD 724229	Bow Front Desk	72"W X 42"D X 29"H	\$6,209.24	\$5,306.66	\$3,183.66
C	31	AMH WSFBR 482429	Worksurface Bridge	48"W X 24"D X 29"H	\$3,112.27	\$2,517.35	\$1,507.69
D	29	AMH WSFRT 722429	Worksurface Return	72"W X 24"D X 29"H	\$3,945.15	\$3,289.04	\$2,175.70
E	39	AMH WDWHWS 361555	Hutch Overhead Wall Storage with Shelving	36"W X 15"D X 55"H	\$7,020.03	\$7,020.03	\$5,476.64
F	40	AMH CTHCBS 181555	Full Length Countertop Hutch	18"W X 15"D X 55"H	\$3,204.06	\$3,204.06	\$1,898.64
G	40	AMH CTHCBS 181555	Full Length Countertop Hutch	18"W X 15"D X 55"H	\$3,204.06	\$3,204.06	\$1,898.64
H	42	LED036	Undermount LED Lighting	36"W	\$1,082.99	\$1,082.99	\$1,082.99
				Total List			\$30,548.93



Item	Page #	Model #	Description	Dimensions	Premium	Standard	Laminate
A	37	AMH WDOORST 361524	Hutch Overhead Wall Storage	36"W X 15"D X 24 3/4"H	\$6,124.25	\$6,124.25	\$4,963.31
B	37	AMH WDOORST 181525	Hutch Overhead Wall Storage	18"W X 15"D X 24 3/4"H	\$4,189.92	\$4,189.92	\$3,362.13
C	40	AMH CTHC 181542	Full length Countertop hutches	18"W X 15"D X 42"H	\$3,144.56	\$3,144.56	\$1,958.13
D	40	AMH CTHC 181542	Full length Countertop hutches	18"W X 15"D X 42"H	\$3,144.56	\$3,144.56	\$1,958.13
E	28	AMH WSF 722429	Worksurface Credenza Shell	72"W X 24"D X 29"H	\$4,370.09	\$3,713.99	\$2,600.64
F	32	WCNF BBF_182427	Box Box File	18"W X 24"D X 27 3/4"H	\$3,479.42	\$3,479.42	\$2,784.21
G	32	WCNF FF_182427	File File	18"W X 24"D X 27 3/4"H	\$3,479.42	\$3,479.42	\$2,784.21
H	26	AMH TDML 903629	Table Desk w/ Metal Legs	90"W X 36"D X 29"H	\$5,014.31	\$4,664.15	\$2,797.81
I	42	LED036	Undermount LED Lighting	36"W	\$1,137.14	\$1,137.14	\$1,137.14
Total List							\$35,747.33

*Adjustable Height Option Available! Add \$5,462

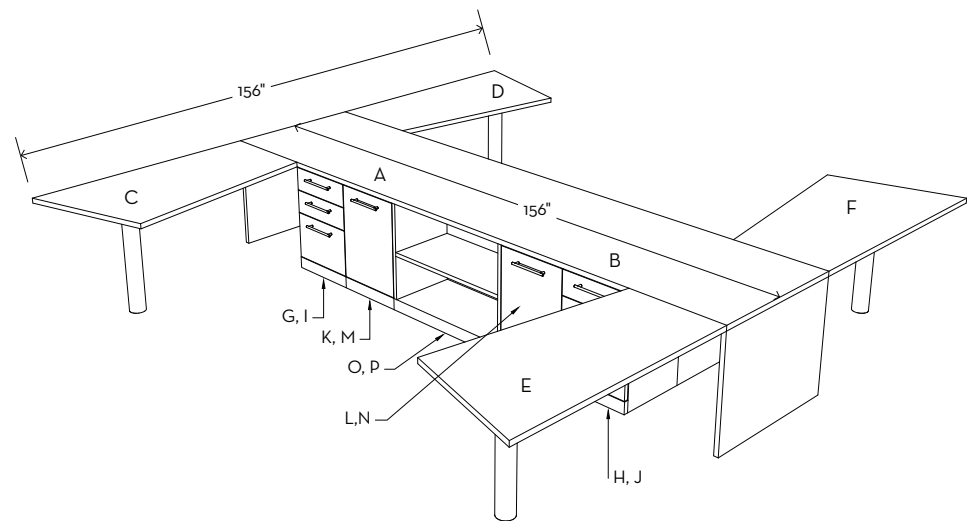
Item	Page #	Model #	Description	Dimensions	Premium	Standard	Laminate
A	36	AMH WDOOR 181519	Hanging Wall Storage	18"W X 15"D X 19"H	\$3,764.98	\$3,764.98	\$2,937.19
B	36	AMH WDOOR 721519	Hanging Wall Storage	72"W X 15"D X 19"H	\$7,535.06	\$7,535.06	\$5,877.79
C	27	AMH PNDK 905429 LH	Peninsula Desk - LH	90"W X 54"D X 29"H	\$8,469.93	\$7,628.54	\$4,348.00
D	27	AMH CNRT 904829 RH	Corner Return - RH	90"W X 48"DX 29"H	\$7,694.83	\$7,059.12	\$3,487.92
E	32	WCNF BBF_182427	Box Box File	18"W X 24"D X 27 3/4"H	\$3,479.42	\$3,479.42	\$2,784.21
F	32	WCNF FF_182427	File File	18"W X 24"D X 27 3/4"H	\$3,479.42	\$3,479.42	\$2,784.21
G		TBD3690	Self Edge Tackboard	90"W x 36"h	\$1,458.40	\$1,458.40	\$1,458.40
H	42	LED090	Undermount LED Lighting	90"W	\$1,400.61	\$1,400.61	\$1,400.61
Total List							\$36,823.02



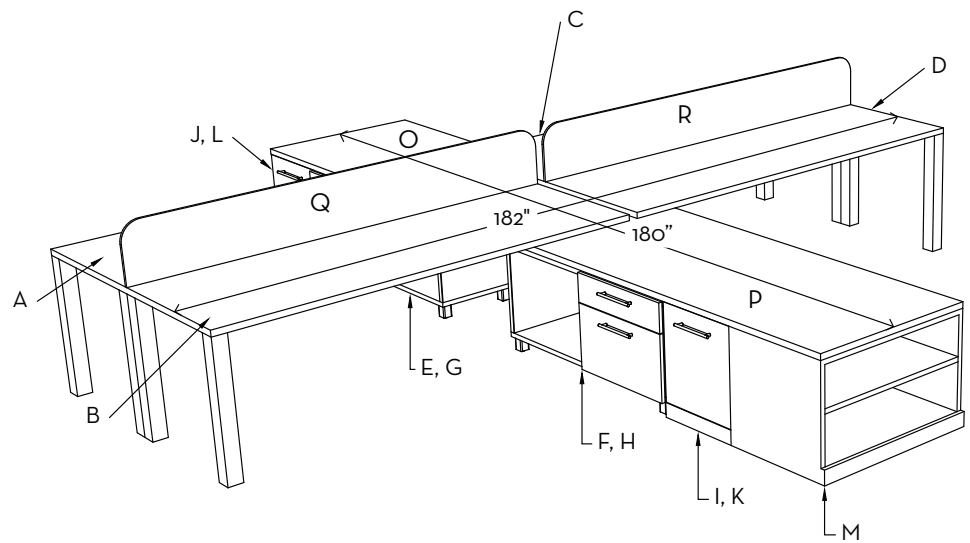
Item	Page #	Model #	Description
A	38	AMH WDWH 721542	Hutch Overhead Wall Storage
B	34	AMH CR D4 2429	4 Door Credenza
C	26	AMH RD 723629	Rectangular Desk
D		TBD2472	Self Edge Tackboard
E	42	LED072	Undermount LED Lighting

Dimensions	Premium	Standard	Laminate
72"W X 15"D X 42"H	\$8,288.05	\$8,288.05	\$6,465.90
72"W X 24"D X 29"H	\$7,829.12	\$6,498.20	\$5,197.88
72"W X 36"D X 29"H	\$6,370.72	\$5,446.05	\$3,266.95
72"W x 24"h	\$1,043.66	\$1,043.66	\$1,043.66
72"W	\$1,313.92	\$1,313.92	\$1,313.92
Total List			\$25,384.77

*Adjustable Height Option Available! Add \$5,462

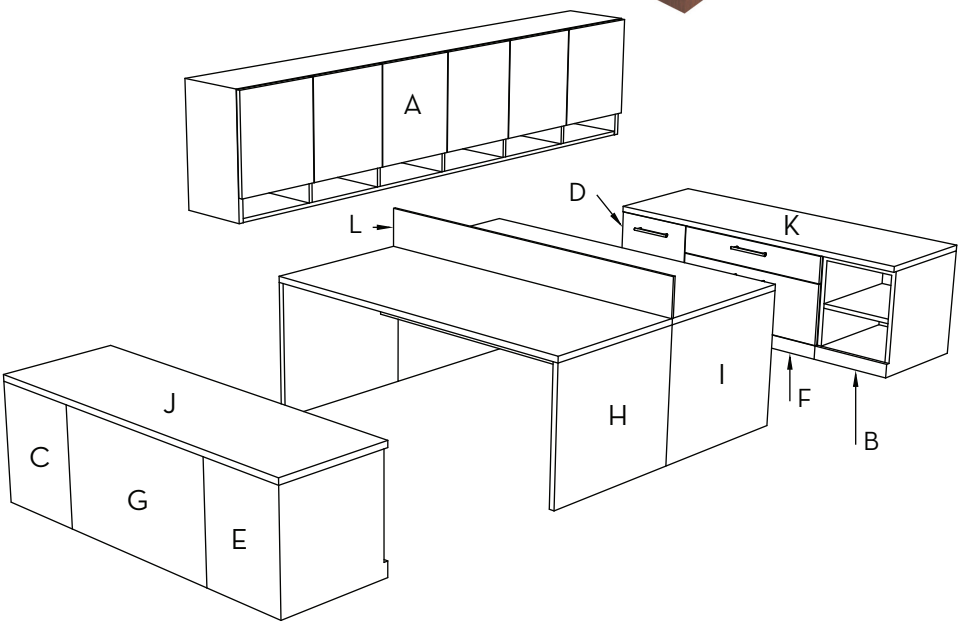


Item	Page #	Model #	Description	Dimensions	Premium	Standard	Laminate
A	29	AMH WSFRT 783629	Worksurface Return	78"W X 36"D X 29"H	\$4,985.41	\$4,174.62	\$3,023.88
B	29	AMH WSFRT 783629	Worksurface Return	78"W X 36"D X 29"H	\$4,985.41	\$4,174.62	\$3,023.88
C	27	AMH CNFRTN 603229	Conference Return	60"W X 32"D X 29"H	\$4,754.24	\$4,135.53	\$2,520.75
D	27	AMH CNFRTN 603229	Conference Return	60"W X 32"D X 29"H	\$4,754.24	\$4,135.53	\$2,520.75
E	27	AMH CNFRTN 603229	Conference Return	60"W X 32"D X 29"H	\$4,754.24	\$4,135.53	\$2,520.75
F	27	AMH CNFRTN 603229	Conference Return	60"W X 32"D X 29"H	\$4,754.24	\$4,135.53	\$2,520.75
G	32	WCNF BBF_181927	Box Box File	18"W X 19"D X 27 3/4"H	\$3,306.04	\$3,306.04	\$2,644.83
H	32	WCNF BBF_181927	Box Box File	18"W X 19"D X 27 3/4"H	\$3,306.04	\$3,306.04	\$2,644.83
I	32	WCNF BBF_181927	Box Box File	18"W X 19"D X 27 3/4"H	\$3,306.04	\$3,306.04	\$2,644.83
J	32	WCNF BBF_181927	Box Box File	18"W X 19"D X 27 3/4"H	\$3,306.04	\$3,306.04	\$2,644.83
K	32	WCNF SHD_181927	Hinged Door	18"W X 19"D X 27 3/4"H	\$2,989.89	\$2,989.89	\$2,391.57
L	32	WCNF SHD_181927	Hinged Door	18"W X 19"D X 27 3/4"H	\$2,989.89	\$2,989.89	\$2,391.57
M	32	WCNF SHD_181927	Hinged Door	18"W X 19"D X 27 3/4"H	\$2,989.89	\$2,989.89	\$2,391.57
N	32	WCNF SHD_181927	Hinged Door	18"W X 19"D X 27 3/4"H	\$2,989.89	\$2,989.89	\$2,391.57
O	32	WCNF BKS_362427	Bookshelf	36"W X 24"D X 27 3/4"H	\$3,605.20	\$3,605.20	\$2,884.50
P	32	WCNF BKS_362427	Bookshelf	36"W X 24"D X 27 3/4"H	\$3,605.20	\$3,605.20	\$2,884.50
Total List					\$3,605.20	\$3,605.20	\$2,884.50
							\$61,736.08



Item	Page #	Model #	Description	Dimensions	Premium	Standard	Laminate
A	26	AMH TDML 903029	Table Desk w/ Metal Legs	90"W X 30"D X 29"H	\$4,674.35	\$4,348.00	\$2,609.14
B	26	AMH TDML 903029	Table Desk w/ Metal Legs	90"W X 30"D X 29"H	\$4,674.35	\$4,348.00	\$2,609.14
C	26	AMH TDML 903029	Table Desk w/ Metal Legs	90"W X 30"D X 29"H	\$4,674.35	\$4,348.00	\$2,609.14
D	26	AMH TDML 903029	Table Desk w/ Metal Legs	90"W X 30"D X 29"H	\$4,674.35	\$4,348.00	\$2,609.14
E	33	AMH LOW BFSTFL 481822	Low Box File Storage	48"W X 18"D X 22.25"H	\$3,676.59	\$3,676.59	\$3,015.38
F	33	AMH LOW BFSTFL 481822	Low Box File Storage	48"W X 18"D X 22.25"H	\$3,676.59	\$3,676.59	\$3,015.38
G	33	AMH LOW BFSTFL 481822	Low Box File Storage	48"W X 18"D X 22.25"H	\$3,676.59	\$3,676.59	\$3,015.38
H	33	AMH LOW BFSTFL 481822	Low Box File Storage	48"W X 18"D X 22.25"H	\$3,676.59	\$3,676.59	\$3,015.38
I	33	AMH LOW SHD 181822	Low Hinged Door	18"W X 18"D X 22.25"H	\$2,622.74	\$2,622.74	\$2,150.20
J	33	AMH LOW SHD 181822	Low Hinged Door	18"W X 18"D X 22.25"H	\$2,622.74	\$2,622.74	\$2,150.20
K	33	AMH LOW SHD 181822	Low Hinged Door	18"W X 18"D X 22.25"H	\$2,622.74	\$2,622.74	\$2,150.20
L	33	AMH LOW SHD 181822	Low Hinged Door	18"W X 18"D X 22.25"H	\$2,622.74	\$2,622.74	\$2,150.20
M	33	AMH LOW BSH 362422	Low Book Shelf	36"W X 24"D X 22.25"H	\$3,481.12	\$3,481.12	\$2,853.90
N	29	AMH WSFRT 663629	Worksurface Return	66"W X 36"D X 29"H	\$4,738.94	\$3,963.85	\$2,867.50
O	29	AMH WSFRT 903629	Worksurface Return	90"W X 36"D X 29"H	\$5,231.87	\$4,383.69	\$3,181.96
P	31	AMH PVC 8816	Privacy Panel	88"W X 16"H	\$1,390.41	\$1,390.41	\$1,390.41
Q	31	AMH PVC 8816	Privacy Panel	88"W X 16"H	\$1,390.41	\$1,390.41	\$1,390.41
Total List							\$62,819.26

*Adjustable Height Option Available! Add \$21,848



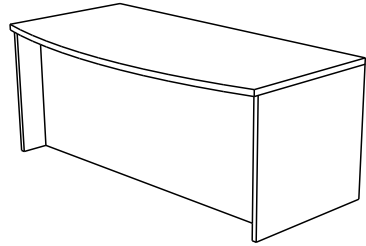
Item	Page #	Model #	Description	Dimensions	Premium	Standard	Laminate
A	37	AMH WDOORST 1081524	Hanging Wall Storage with Shelving	108"W X 15"D X 24 3/4"H			\$11,116.46
B	33	AMH LOW BSH 182422	Low Book Shelf	18"W X 24"D X 22.25"H	\$2,486.76	\$2,486.76	\$2,038.02
C	33	AMH LOW BSH 182422	Low Book Shelf	18"W X 24"D X 22.25"H	\$2,486.76	\$2,486.76	\$2,038.02
D	33	AMH LOW SHD 182422	Low Hinged Door	18"W X 24"D X 22.25"H	\$2,741.72	\$2,741.72	\$2,247.09
E	33	AMH LOW SHD 182422	Low Hinged Door	18"W X 24"D X 22.25"H	\$2,741.72	\$2,741.72	\$2,247.09
F	33	AMH LOW BF 362422	Low Box File	36"W X 24"D X 22.25"H	\$4,514.57	\$4,514.57	\$3,702.09
G	33	AMH LOW BF 362422	Low Box File	36"W X 24"D X 22.25"H	\$4,514.57	\$4,514.57	\$3,702.09
H	26	AMH TD 723029	Table Desk	72"W X 30"D X 29"H	\$5,403.55	\$4,618.26	\$2,770.62
I	26	AMH TD 723029	Table Desk	72"W X 30"D X 29"H	\$5,403.55	\$4,618.26	\$2,770.62
J	29	AMH WSFRT 722429	Worksurface Return	72"W X 24"D X 29"H	\$3,945.15	\$3,289.04	\$2,175.70
K	29	AMH WSFRT 722429	Worksurface Return	72"W X 24"D X 29"H	\$3,945.15	\$3,289.04	\$2,175.70
L	31	AMH PVC 7016	Privacy Panel	70"W X 16"H	\$1,215.33	\$1,215.33	\$1,215.33
M	42	LED108	Undermount LED Lighting	108"W	\$1,488.99	\$1,488.99	\$1,488.99
Total List							\$58,274.41

Desking

Desks

COLECRAFT

	MODEL #	DIMENSIONS	WOOD	LAMINATE
			STANDARD	BASIC
BOW FRONT	AMH BFD 724229	72"W X 42"D X 29"H	\$5,006.29	\$3,003.77
	AMH BFD 904229	90"W X 42"D X 29"H	\$6,274.47	\$3,764.68



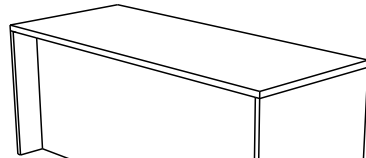
RECTANGULAR	MODEL #	DIMENSIONS	WOOD	LAMINATE
			STANDARD	BASIC
	AMH RD 723029	72"W X 30"D X 29"H	\$4,586.16	\$2,751.69
	AMH RD 903029	90"W X 30"D X 29"H	\$5,405.11	\$3,243.07
	AMH RD 723629	72"W X 36"D X 29"H	\$5,137.09	\$3,082.25
	AMH RD 903629	90"W X 36"D X 29"H	\$5,667.98	\$3,400.79
	AMH RD 724229	72"W X 42"D X 29"H	\$5,650.80	\$3,390.48
	AMH RD 904229	90"W X 42"D X 29"H	\$6,234.78	\$3,740.87

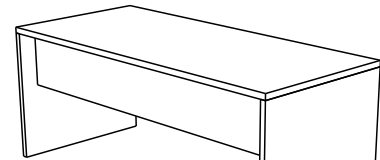
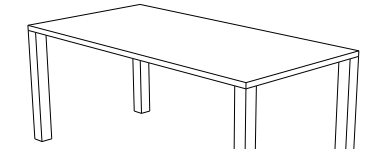
TABLE DESK	MODEL #	DIMENSIONS	WOOD	LAMINATE
			STANDARD	BASIC
	AMH TD 723029	72"W X 30"D X 29"H	\$4,356.85	\$2,614.11
	AMH TD 903029	90"W X 30"D X 29"H	\$5,134.86	\$3,080.91
	AMH TD 723629	72"W X 36"D X 29"H	\$4,880.24	\$2,928.14
	AMH TD 903629	90"W X 36"D X 29"H	\$5,384.58	\$3,230.75
	AMH TD 724229	72"W X 42"D X 29"H	\$5,368.26	\$3,220.96
	AMH TD 904229	90"W X 42"D X 29"H	\$5,923.04	\$3,553.82

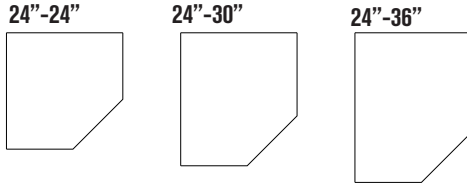
TABLE DESK W/ METAL LEGS	MODEL #	DIMENSIONS	WOOD	LAMINATE
			STANDARD	BASIC
	AMH TDML 723029	72"W X 30"D X 29"H	\$3,447.89	\$2,068.74
	AMH TDML 903029	90"W X 30"D X 29"H	\$4,101.08	\$2,460.65
	AMH TDML 723629	72"W X 36"D X 29"H	\$3,804.31	\$2,282.59
	AMH TDML 903629	90"W X 36"D X 29"H	\$4,399.34	\$2,639.61
	AMH TDML 724229	72"W X 42"D X 29"H	\$4,184.74	\$2,510.85
	AMH TDML 904229	90"W X 42"D X 29"H	\$4,839.28	\$2,903.57

Desking

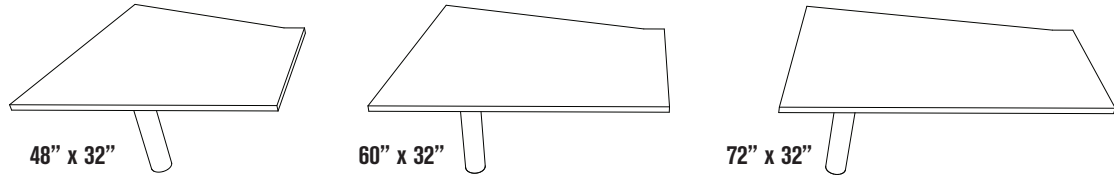
Corner Bases And Conference Returns

COLECRAFT

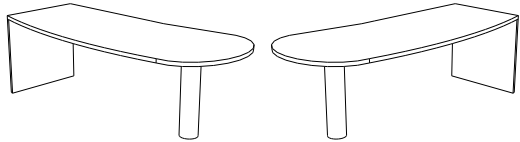
	MODEL #	DIMENSIONS	WOOD	LAMINATE
			STANDARD	BASIC
24" 24"	AMH CB 2424	42"W X 42"D X 29"H	\$4,234.58	\$2,540.75
LEFT HAND 24" - 30"	AMH CB 2430LH	42"W X 48"D X 29"H	\$4,668.98	\$2,801.39
RIGHT HAND 24" - 30"	AMH CB 2430RH	42"W X 48"D X 29"H	\$4,668.98	\$2,801.39
LEFT HAND 24" - 36"	AMH CB 2436LH	42"W X 54"D X 29"H	\$5,322.64	\$3,193.58
RIGHT HAND 24" - 36"	AMH CB 2436RH	24"W X 54"D X 29"H	\$5,322.64	\$3,193.58




CONF RETURN - RH	MODEL #	DIMENSIONS	WOOD	LAMINATE
			STANDARD	BASIC
CONF RETURN - RH	AMH CNFRTN 483229	48"W X 32"D X 29"H	\$3,386.45	\$2,041.87
CONF RETURN - LH	AMH CNFRTN 483229	48"W X 32"D X 29"H	\$3,386.45	\$2,041.87
CONF RETURN - RH	AMH CNFRTN 603229	60"W X 32"D X 29"H	\$3,901.35	\$2,377.50
CONF RETURN - LH	AMH CNFRTN 603229	60"W X 32"D X 29"H	\$3,901.35	\$2,377.50
CONF RETURN - RH	AMH CNFRTN 723229	72"W X 32"D X 29"H	\$4,128.57	\$2,711.04
CONF RETURN - LH	AMH CNFRTN 723229	72"W X 32"D X 29"H	\$4,128.57	\$2,711.04



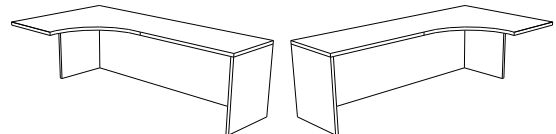
PENINSULA	MODEL #	DIMENSIONS	WOOD	LAMINATE
			STANDARD	BASIC
RIGHT HAND	AMH PN 723629 RH	72"W X 36"D X 29"H	\$4,683.17	\$2,390.09
LEFT HAND	AMH PN 723629 LH	72"W X 36"D X 29"H	\$4,683.17	\$2,390.09



PENINSULA DESK	MODEL #	DIMENSIONS	WOOD	LAMINATE
			STANDARD	BASIC
RIGHT HAND	AMH PNDK 905429 RH	90"W X 54"D X 29"H	\$7,196.74	\$4,101.08
LEFT HAND	AMH PNDK 905429 LH	90"W X 54"D X 29"H	\$7,196.74	\$4,101.08



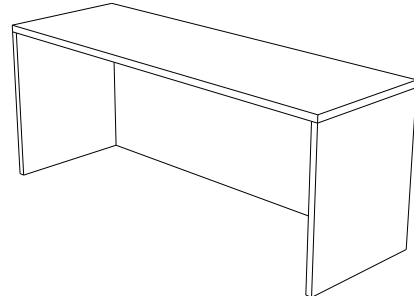
CORNER RETURN	MODEL #	DIMENSIONS	WOOD	LAMINATE
			STANDARD	BASIC
RIGHT HAND	AMH CNRT 724829 RH	72"W X 48"DX 29"H	\$5,900.27	\$3,069.20
	AMH CNRT 904829 RH	90"W X 48"DX 29"H	\$6,658.75	\$3,289.69
LEFT HAND	AMH CNRT 724829 LH	72"W X 48"DX 29"H	\$5,900.27	\$3,069.20
	AMH CNRT 904829 LH	90"W X 48"DX 29"H	\$6,658.75	\$3,289.69



Desking

Worksurface Credenza Shell

COLECRAFT

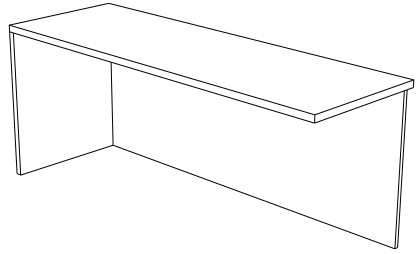


	MODEL #	DIMENSIONS	WOOD STANDARD	LAMINATE BASIC
24" DEPTH	AMH WSF 482429	48"W X 24"D X 29"H	\$3,176.79	\$2,223.75
	AMH WSF 542429	54"W X 24"D X 29"H	\$3,258.57	\$2,281.00
	AMH WSF 602429	60"W X 24"D X 29"H	\$3,340.35	\$2,338.24
	AMH WSF 662429	66"W X 24"D X 29"H	\$3,422.13	\$2,395.49
	AMH WSF 722429	72"W X 24"D X 29"H	\$3,503.91	\$2,452.74
	AMH WSF 782429	78"W X 24"D X 29"H	\$3,585.69	\$2,509.99
	AMH WSF 842429	84"W X 24"D X 29"H	\$3,667.47	\$2,567.23
	AMH WSF 902429	90"W X 24"D X 29"H	\$3,749.26	\$2,624.48
	AMH WSF 962429	96"W X 24"D X 29"H	\$3,831.04	\$2,681.73
	AMH WSF 1022429	102"W X 24"D X 29"H	\$3,912.82	\$2,738.97
	AMH WSF 1082429	108"W X 24"D X 29"H	\$3,994.60	\$2,796.22
	AMH WSF 1202429	120"W X 24"D X 29"H	\$4,158.16	\$2,910.71
30" DEPTH	AMH WSF 483029	48"W X 30"D X 29"H	\$3,494.47	\$2,446.13
	AMH WSF 543029	54"W X 30"D X 29"H	\$3,584.43	\$2,509.10
	AMH WSF 603029	60"W X 30"D X 29"H	\$3,674.38	\$2,572.07
	AMH WSF 663029	66"W X 30"D X 29"H	\$3,764.34	\$2,635.04
	AMH WSF 723029	72"W X 30"D X 29"H	\$3,854.30	\$2,698.01
	AMH WSF 783029	78"W X 30"D X 29"H	\$3,944.26	\$2,760.98
	AMH WSF 843029	84"W X 30"D X 29"H	\$4,034.22	\$2,823.96
	AMH WSF 903029	90"W X 30"D X 29"H	\$4,124.18	\$2,886.93
	AMH WSF 963029	96"W X 30"D X 29"H	\$4,214.14	\$2,949.90
	AMH WSF 1023029	102"W X 30"D X 29"H	\$4,304.10	\$3,012.87
	AMH WSF 1083029	108"W X 30"D X 29"H	\$4,394.06	\$3,075.84
	AMH WSF 1203029	120"W X 30"D X 29"H	\$4,573.98	\$3,201.78
36" DEPTH	AMH WSF 483629	48"W X 36"D X 29"H	\$3,843.91	\$2,882.93
	AMH WSF 543629	54"W X 36"D X 29"H	\$3,942.87	\$2,957.15
	AMH WSF 603629	60"W X 36"D X 29"H	\$4,041.82	\$3,031.37
	AMH WSF 663629	66"W X 36"D X 29"H	\$4,140.78	\$3,105.58
	AMH WSF 723629	72"W X 36"D X 29"H	\$4,239.73	\$3,179.80
	AMH WSF 783629	78"W X 36"D X 29"H	\$4,338.69	\$3,254.02
	AMH WSF 843629	84"W X 36"D X 29"H	\$4,437.64	\$3,328.23
	AMH WSF 903629	90"W X 36"D X 29"H	\$4,536.60	\$3,402.45
	AMH WSF 963629	96"W X 36"D X 29"H	\$4,635.55	\$3,476.67
	AMH WSF 1023629	102"W X 36"D X 29"H	\$4,734.51	\$3,550.88
	AMH WSF 1083629	108"W X 36"D X 29"H	\$4,833.46	\$3,625.10
	AMH WSF 1203629	120"W X 36"D X 29"H	\$5,031.37	\$3,773.53

Desking

Worksurface Return

COLECRAFT

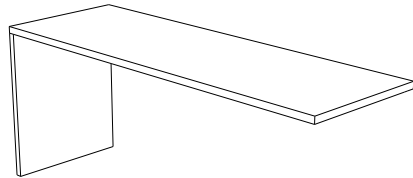


	MODEL #	DIMENSIONS	WOOD STANDARD	LAMINATE BASIC
24" DEPTH	AMH WSFRT 482429	48"W X 24"D X 29"H	\$2,775.90	\$1,822.86
	AMH WSFRT 542429	54"W X 24"D X 29"H	\$2,857.68	\$1,880.11
	AMH WSFRT 602429	60"W X 24"D X 29"H	\$2,939.46	\$1,937.36
	AMH WSFRT 662429	66"W X 24"D X 29"H	\$3,021.24	\$1,994.60
	AMH WSFRT 722429	72"W X 24"D X 29"H	\$3,103.02	\$2,051.85
	AMH WSFRT 782429	78"W X 24"D X 29"H	\$3,184.81	\$2,109.10
	AMH WSFRT 842429	84"W X 24"D X 29"H	\$3,266.59	\$2,166.34
	AMH WSFRT 902429	90"W X 24"D X 29"H	\$3,348.37	\$2,223.59
	AMH WSFRT 962429	96"W X 24"D X 29"H	\$3,430.15	\$2,280.84
	AMH WSFRT 1022429	102"W X 24"D X 29"H	\$3,511.93	\$2,338.08
	AMH WSFRT 1082429	108"W X 24"D X 29"H	\$3,593.71	\$2,395.33
	AMH WSFRT 1202429	120"W X 24"D X 29"H	\$3,757.27	\$2,509.82
30" DEPTH	AMH WSFRT 483029	48"W X 30"D X 29"H	\$3,093.58	\$2,045.24
	AMH WSFRT 543029	54"W X 30"D X 29"H	\$3,183.54	\$2,108.21
	AMH WSFRT 603029	60"W X 30"D X 29"H	\$3,273.50	\$2,171.18
	AMH WSFRT 663029	66"W X 30"D X 29"H	\$3,363.46	\$2,234.15
	AMH WSFRT 723029	72"W X 30"D X 29"H	\$3,453.42	\$2,297.12
	AMH WSFRT 783029	78"W X 30"D X 29"H	\$3,543.37	\$2,360.10
	AMH WSFRT 843029	84"W X 30"D X 29"H	\$3,633.33	\$2,423.07
	AMH WSFRT 903029	90"W X 30"D X 29"H	\$3,723.29	\$2,486.04
	AMH WSFRT 963029	96"W X 30"D X 29"H	\$3,813.25	\$2,549.01
	AMH WSFRT 1023029	102"W X 30"D X 29"H	\$3,903.21	\$2,611.98
	AMH WSFRT 1083029	108"W X 30"D X 29"H	\$3,993.17	\$2,674.95
	AMH WSFRT 1203029	120"W X 30"D X 29"H	\$4,173.09	\$2,800.90
36" DEPTH	AMH WSFRT 483629	48"W X 36"D X 29"H	\$3,443.03	\$2,482.05
	AMH WSFRT 543629	54"W X 36"D X 29"H	\$3,541.98	\$2,556.26
	AMH WSFRT 603629	60"W X 36"D X 29"H	\$3,640.94	\$2,630.48
	AMH WSFRT 663629	66"W X 36"D X 29"H	\$3,739.89	\$2,704.70
	AMH WSFRT 723629	72"W X 36"D X 29"H	\$3,838.85	\$2,778.91
	AMH WSFRT 783629	78"W X 36"D X 29"H	\$3,937.80	\$2,853.13
	AMH WSFRT 843629	84"W X 36"D X 29"H	\$4,036.76	\$2,927.35
	AMH WSFRT 903629	90"W X 36"D X 29"H	\$4,135.71	\$3,001.56
	AMH WSFRT 963629	96"W X 36"D X 29"H	\$4,234.67	\$3,075.78
	AMH WSFRT 1023629	102"W X 36"D X 29"H	\$4,333.62	\$3,149.99
	AMH WSFRT 1083629	108"W X 36"D X 29"H	\$4,432.58	\$3,224.21
	AMH WSFRT 1203629	120"W X 36"D X 29"H	\$4,630.49	\$3,372.64

Desking

Worksurface Return

COLECRAFT

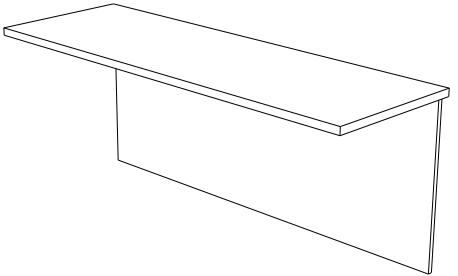


	MODEL #	DIMENSIONS	WOOD STANDARD	LAMINATE BASIC
24" DEPTH	AMH WSDSK 482429	48"W X 24"D X 29"H	\$1,752.59	\$1,210.45
	AMH WSDSK 542429	54"W X 24"D X 29"H	\$1,799.13	\$1,242.39
	AMH WSDSK 602429	60"W X 24"D X 29"H	\$1,845.68	\$1,275.25
	AMH WSDSK 662429	66"W X 24"D X 29"H	\$1,892.23	\$1,308.10
	AMH WSDSK 722429	72"W X 24"D X 29"H	\$1,938.78	\$1,340.96
	AMH WSDSK 782429	78"W X 24"D X 29"H	\$1,985.32	\$1,372.91
	AMH WSDSK 842429	84"W X 24"D X 29"H	\$2,031.87	\$1,405.76
	AMH WSDSK 902429	90"W X 24"D X 29"H	\$2,078.42	\$1,438.62
	AMH WSDSK 962429	96"W X 24"D X 29"H	\$2,124.97	\$1,470.56
	AMH WSDSK 1022429	102"W X 24"D X 29"H	\$2,171.51	\$1,503.42
	AMH WSDSK 1082429	108"W X 24"D X 29"H	\$2,218.06	\$1,536.28
	AMH WSDSK 1202429	120"W X 24"D X 29"H	\$2,311.15	\$1,601.08
30" DEPTH	AMH WSDSK 483029	48"W X 30"D X 29"H	\$2,157.97	\$1,504.79
	AMH WSDSK 543029	54"W X 30"D X 29"H	\$2,213.90	\$1,544.74
	AMH WSDSK 603029	60"W X 30"D X 29"H	\$2,269.83	\$1,583.69
	AMH WSDSK 663029	66"W X 30"D X 29"H	\$2,326.76	\$1,622.64
	AMH WSDSK 723029	72"W X 30"D X 29"H	\$2,382.69	\$1,662.59
	AMH WSDSK 783029	78"W X 30"D X 29"H	\$2,438.62	\$1,701.54
	AMH WSDSK 843029	84"W X 30"D X 29"H	\$2,494.55	\$1,740.49
	AMH WSDSK 903029	90"W X 30"D X 29"H	\$2,550.48	\$1,779.44
	AMH WSDSK 963029	96"W X 30"D X 29"H	\$2,606.41	\$1,819.39
	AMH WSDSK 1023029	102"W X 30"D X 29"H	\$2,662.34	\$1,858.34
	AMH WSDSK 1083029	108"W X 30"D X 29"H	\$2,718.27	\$1,897.30
	AMH WSDSK 1203029	120"W X 30"D X 29"H	\$2,830.13	\$1,976.20
36" DEPTH	AMH WSDSK 483629	48"W X 36"D X 29"H	\$2,582.96	\$1,944.58
	AMH WSDSK 543629	54"W X 36"D X 29"H	\$2,649.04	\$1,993.60
	AMH WSDSK 603629	60"W X 36"D X 29"H	\$2,715.11	\$2,042.63
	AMH WSDSK 663629	66"W X 36"D X 29"H	\$2,780.12	\$2,092.72
	AMH WSDSK 723629	72"W X 36"D X 29"H	\$2,846.20	\$2,141.74
	AMH WSDSK 783629	78"W X 36"D X 29"H	\$2,912.28	\$2,190.77
	AMH WSDSK 843629	84"W X 36"D X 29"H	\$2,977.29	\$2,240.86
	AMH WSDSK 903629	90"W X 36"D X 29"H	\$3,043.36	\$2,289.88
	AMH WSDSK 963629	96"W X 36"D X 29"H	\$3,109.44	\$2,338.91
	AMH WSDSK 1023629	102"W X 36"D X 29"H	\$3,175.52	\$2,387.93
	AMH WSDSK 1083629	108"W X 36"D X 29"H	\$3,240.53	\$2,438.02
	AMH WSDSK 1203629	120"W X 36"D X 29"H	\$3,182	\$2,393

Desking

Worksurface Bridge

COLECRAFT



	MODEL #	DIMENSIONS	WOOD STANDARD	LAMINATE BASIC
24" DEPTH	AMH WSFBR 482429	48"W X 24"D X 29"H	\$2,375.01	\$1,421.98
	AMH WSFBR 542429	54"W X 24"D X 29"H	\$2,456.79	\$1,479.22
30" DEPTH	AMH WSFBR 483029	48"W X 30"D X 29"H	\$2,612.51	\$1,564.17
	AMH WSFBR 543029	54"W X 30"D X 29"H	\$2,702.47	\$1,627.14
36" DEPTH	AMH WSFBR 483629	48"W X 36"D X 29"H	\$2,873.76	\$1,720.59
	AMH WSFBR 543629	54"W X 36"D X 29"H	\$2,972.72	\$1,789.86

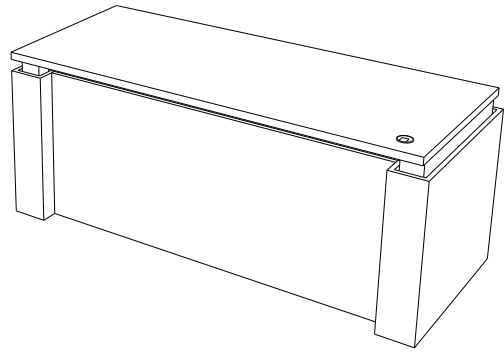
PRIVACY PANEL	PRIVACY PANELS	MODEL #	DIMENSIONS	PRICE
		AMH PVC 2816	28"W X 16"H	\$790.55
		AMH PVC 3416	34"W X 16"H	\$853.09
		AMH PVC 4016	40"W X 16"H	\$901.20
		AMH PVC 7016	70"W X 16"H	\$1,146.54
		AMH PVC 8816	88"W X 16"H	\$1,311.71

Whether from office or home, the JAGAR Collection of Desking by Colecraft is designed for the way you work. This finely crafted collection of furniture makes an uncompromising statement about your values and that of your company. Timeless transitional styling, reconfigurability, adjustable height work surfaces, power data and multiple storage solutions are all standard with Jagar. This desking addresses today's multifunctional needs for all work environments, private office, open plan, collaboration and professional home office environments. The JAGAR Collection offers exquisite quality and impeccable detail.

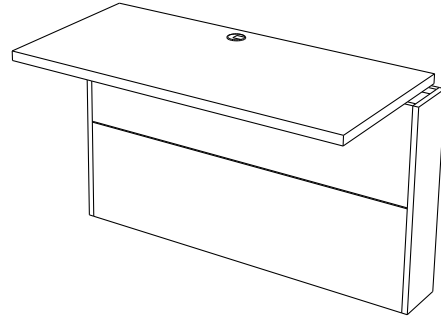





	MODEL #	DIMENSIONS	LM	VN
DESK	JODK7230	72"W X 30"D X 29"/42"H	\$7,562	\$11,343
	JODK8430	84"W X 30"D X 29"/42"H	\$9,074	\$16,334



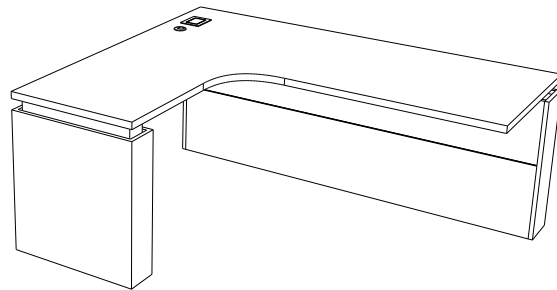
	MODEL #	DIMENSIONS	LM	VN
WALL RETURN	JORT4824	48"W X 24"D X 29"/42" H	\$4,130	\$6,196
	JORT6024	60"W X 24"D X 29"/42" H	\$4,956	\$8,920



	MODEL #	DIMENSIONS	LM	VN
L DESK LEFT HAND	JOLDLH6060	60"W X 60" D X 29"/42?H	\$18,363	\$33,054
	JOLDLH7260	72"W X 60" D X 29"/42?H	\$18,577	\$33,438



	MODEL #	DIMENSIONS	LM	VN
L DESK RIGHT HAND	JOLDRH6060	60"W X 60" D X 29"/42?H	\$18,363	\$33,054
	JOLDRH7260	72"W X 60" D X 29"/42?H	\$18,577	\$33,438



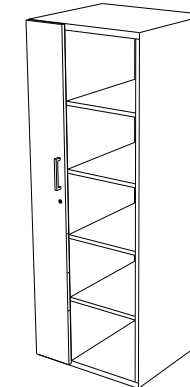
	MODEL #	DIMENSIONS	LM	VN
WARDROBE WITH BBF LEFT HAND	JOWDBBFLH242467	24"W X 24"D X 67"H	\$5,233	\$9,420



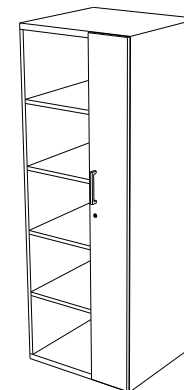
	MODEL #	DIMENSIONS	LM	VN
WARDROBE WITH BBF RIGHT HAND	JOWDBBFLH242467	24"W X 24"D X 67"H	\$5,233	\$9,420




	MODEL #	DIMENSIONS	LM	VN
WARDROBE WITH OPEN SHELVING LH	JOOWDLH242467	24"W X 24"D X 67"H	\$4,529	\$9,059
			\$0	\$0




	MODEL #	DIMENSIONS	LM	VN
WARDROBE WITH OPEN SHELVING RH	JOOWDRH242467	24"W X 24"D X 67"H	\$4,529	\$9,059




	MODEL #	DIMENSIONS	LM	VN
FILE FILE	JOFF152429	15"L X 24"D X 29"H	\$3,198	\$5,756




BOX BOX FILE	JOBBF152429	15"L X 24"D X 29"H	\$3,198	\$5,756
--------------	-------------	--------------------	---------	---------




MULTIFILE LH	JOMFLH302429	30"L X 24" D X 29"H	\$5,027	\$9,048
	JOMFLH362429	36"L X 24" D X 29"H	\$5,707	\$10,273




MULTIFILE RH	JOMFRH302429	30"L X 24" D X 29"H	\$5,027	\$9,048
	JOMFRH362429	36"L X 24" D X 29"H	\$5,707	\$10,273



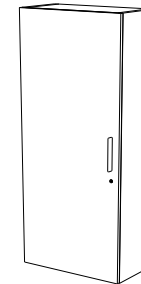
	MODEL #	DIMENSIONS	LM	VN
FILE FILE WITH WARDROBE	JOFFWD152467	15"L X 24"D X 67"H	\$4,151	\$7,472



BOX BOX FILE WITH WARDROBE	JOBBFWD152467	15"L X 24"D X 67"H	\$4,151	\$7,472
----------------------------	---------------	--------------------	---------	---------




WARDROBE HUTCH	JOWDH301538	30"W X 15"D X 38"H	\$2,087	\$3,757
	JOWDH361538	36"W X 15"D X 38"H	\$2,168	\$3,902



LATERAL FILE WITH BOOKCASE	JOLATBC302467	30"L X 24" D X 67"H	\$4,793	\$9,585
	JOLATBC362467	36"L X 24" D X 67"H	\$5,752	\$11,502



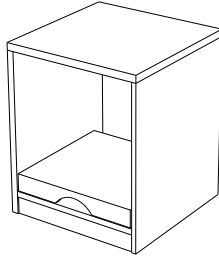
LATERAL FILE	JOLAT302429	30"L X 24" D X 29"H	\$3,017	\$5,130
	JOLAT362429	36"L X 24" D X 29"H	\$3,621	\$6,156



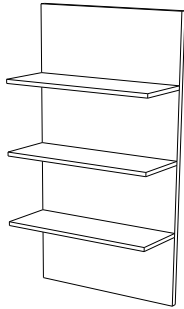
	MODEL #	DIMENSIONS	LM	VN
MOBILE BOX BOX FILE	JOMBBF152025	15"W X 20"D X 25"H	\$3,364	\$5,720



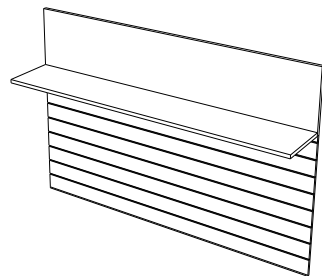
PULL OUT PRINTER	JOPP242429	24"W X 24"D X 29"H	\$3,786	\$6,436
------------------	------------	--------------------	---------	---------

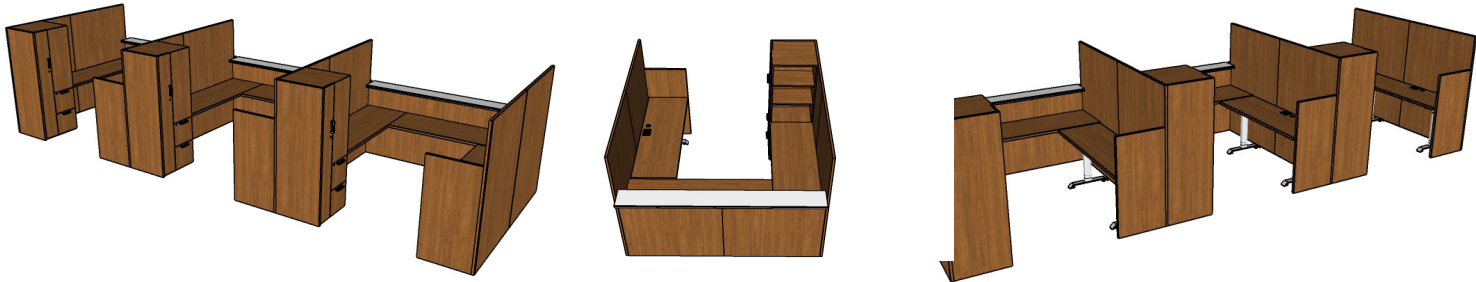


WALL WITH 3 FLOATING SHELVES	JOFS3038	30"W X 38"H	\$2,852	\$5,134
------------------------------	----------	-------------	---------	---------



SLAT WALL WITH UPPER FLOATING SHELF	JOSW4838	48"W X 38"H	\$1,513.68	\$2,724.62
-------------------------------------	----------	-------------	------------	------------





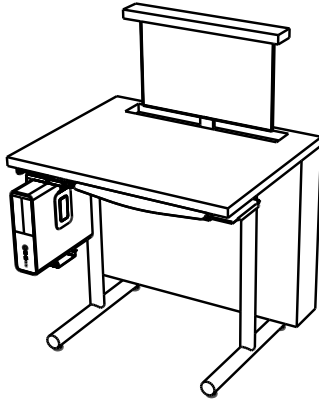
- Each unit includes a
- 1 Height Adjustable return
- 2 worksurfaces
- 1 Lockin Wardrobe with open shelving and a File File
- 1 Power/data unit • 2 power and charging USB

	MODEL #		LM	VN
OPEN OFFICE STARTER	JOPOFST969667	96"W X 96" D X 67"H	\$19,152	\$34,292
OPEN OFFICE ADDER	JOPOFAD969667	96"W X 96" D X 67"H	\$18,851	\$32,626

HIDDEN MONITOR MULTI-MEDIA DESKS

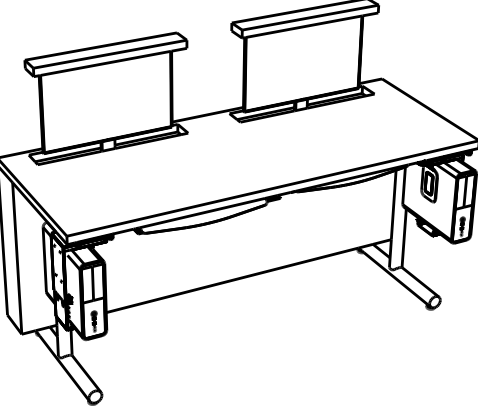
	MODEL #	Dimensions	LAMINATE(LM)	WOOD (WD)
--	---------	------------	--------------	-----------

ONE MONITOR STATION



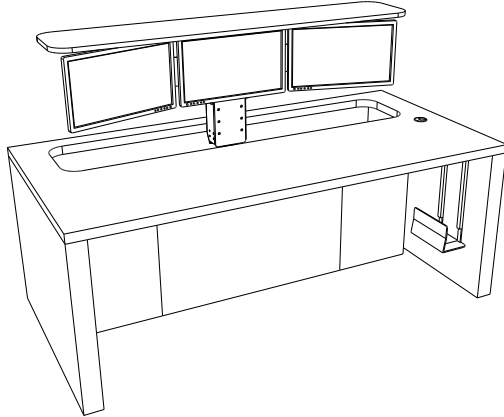
	CS32262943	32"W X 26"D X 29"/43.5"H	\$3,371.26	\$4,429.92
--	------------	--------------------------	------------	------------

TWO MONITOR STATION



	CS65262943	65"W X 26"D X 29"/43.5"H	\$9,710.00	\$15,872.54
--	------------	--------------------------	------------	-------------

THREE MONITOR STATION



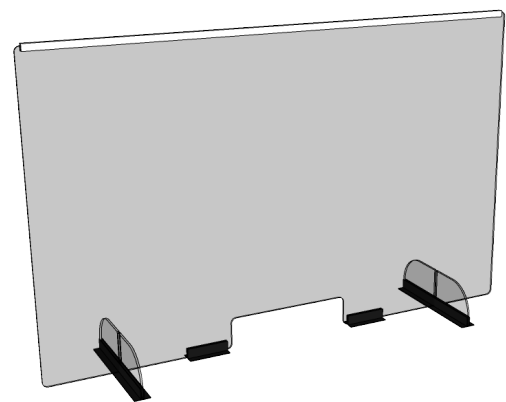
	CS76382949	76"W X 38"D X 29"/48.75"H	\$17,807.79	\$20,362.67
--	------------	---------------------------	-------------	-------------

PRODUCTS SHOWN ON THIS PAGE DO NOT INCLUDE MONITORS OR CPU. THESE PRODUCTS INCLUDE CPU MOUNTS AND MONITOR LIFTS.

Desking

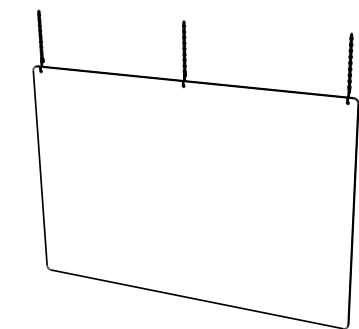
PARPAN Standing Shielding

MODEL #	WIDTH	HEIGHT	PRICE
AMHPLY18x18-FS	18	18	\$285.07
AMHPLY24x18-FS	24	18	\$315.62
AMHPLY30x18-FS	30	18	\$346.18
AMHPLY36x18-FS	36	18	\$376.73
AMHPLY42x18-FS	42	18	\$407.29
AMHPLY48x18-FS	48	18	\$437.84
AMHPLY18x24-FS	18	24	\$311.06
AMHPLY24x24-FS	24	24	\$350.28
AMHPLY30x24-FS	30	24	\$389.49
AMHPLY36x24-FS	36	24	\$428.71
AMHPLY42x24-FS	42	24	\$467.93
AMHPLY48x24-FS	48	24	\$507.14
AMHPLY18x30-FS	18	30	\$337.05
AMHPLY24x30-FS	24	30	\$384.93
AMHPLY30x30-FS	30	30	\$432.81
AMHPLY36x30-FS	36	30	\$480.69
AMHPLY42x30-FS	42	30	\$528.57
AMHPLY48x30-FS	48	30	\$576.45
AMHPLY18x36-FS	18	36	\$363.04
AMHPLY24x36-FS	24	36	\$419.58
AMHPLY30x36-FS	30	36	\$476.12
AMHPLY36x36-FS	36	36	\$532.67
AMHPLY42x36-FS	42	36	\$589.21
AMHPLY48x36-FS	48	36	\$645.75



PARPAN Hanging Shielding

MODEL #	WIDTH	HEIGHT	PRICE
AMHPLY18x18-HS	18	18	\$302.83
AMHPLY24x18-HS	24	18	\$332.71
AMHPLY30x18-HS	30	18	\$358.70
AMHPLY36x18-HS	36	18	\$411.03
AMHPLY42x18-HS	42	18	\$437.01
AMHPLY48x18-HS	48	18	\$463.00
AMHPLY18x24-HS	18	24	\$332.71
AMHPLY24x24-HS	24	24	\$367.36
AMHPLY30x24-HS	30	24	\$402.01
AMHPLY36x24-HS	36	24	\$463.00
AMHPLY42x24-HS	42	24	\$497.65
AMHPLY48x24-HS	48	24	\$532.31
AMHPLY18x30-HS	18	30	\$358.70
AMHPLY24x30-HS	24	30	\$402.01
AMHPLY30x30-HS	30	30	\$445.33
AMHPLY36x30-HS	36	30	\$514.98
AMHPLY42x30-HS	42	30	\$558.29
AMHPLY48x30-HS	48	30	\$601.61
AMHPLY18x36-HS	18	36	\$384.69
AMHPLY24x36-HS	24	36	\$436.67
AMHPLY30x36-HS	30	36	\$488.64
AMHPLY36x36-HS	36	36	\$566.96
AMHPLY42x36-HS	42	36	\$618.94
AMHPLY48x36-HS	48	36	\$670.91

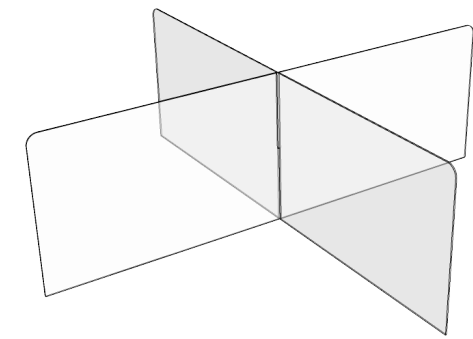


COLECRAFT

Desking

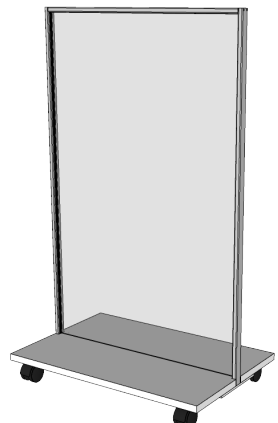
PARPAN Table X Shielding

MODEL #	WIDTH	HEIGHT	PRICE
AMHPLY30x18-X	30	18	\$612.97
AMHPLY36x18-X	36	18	\$700.35
AMHPLY42x18-X	42	18	\$787.73
AMHPLY48x18-X	48	18	\$875.10
AMHPLY30x24-X	30	24	\$699.60
AMHPLY36x24-X	36	24	\$804.30
AMHPLY42x24-X	42	24	\$909.01
AMHPLY48x24-X	48	24	\$1,013.71
AMHPLY30x30-X	30	30	\$786.23
AMHPLY36x30-X	36	30	\$908.26
AMHPLY42x30-X	42	30	\$1,030.29
AMHPLY48x30-X	48	30	\$1,152.31
AMHPLY30x36-X	30	36	\$872.86
AMHPLY36x36-X	36	36	\$1,012.21
AMHPLY42x36-X	42	36	\$1,151.57
AMHPLY48x36-X	48	36	\$1,290.92



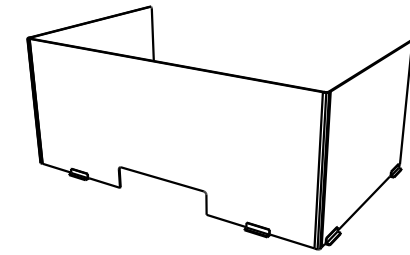
PARPAN Mobile Screens

MODEL #	WIDTH	HEIGHT	PRICE
AMHPLY24x60-MC	24	60	\$2,120.64
AMHPLY24x72-MC	24	72	\$2,197.74
AMHPLY24x78-MC	24	78	\$2,236.30
AMHPLY30x60-MC	30	60	\$2,217.02
AMHPLY30x72-MC	30	72	\$2,313.41
AMHPLY30x78-MC	30	78	\$2,361.62
AMHPLY36x60-MC	36	60	\$2,313.41
AMHPLY36x72-MC	36	72	\$2,429.09
AMHPLY36x78-MC	36	78	\$2,486.92
AMHPLY42x60-MC	42	60	\$2,409.81
AMHPLY42x72-MC	42	72	\$2,544.76
AMHPLY42x78-MC	42	78	\$2,612.23
AMHPLY48x60-MC	48	60	\$2,506.20
AMHPLY48x72-MC	48	72	\$2,660.44
AMHPLY48x78-MC	48	78	\$2,737.54



PARPAN Folding Screens







MODEL #	WIDTH	DEPTH	HEIGHT	PRICE
AMHPLY181818-UFLD	18	18	18	\$514.68
AMHPLY242418-UFLD	24	24	18	\$610.82
AMHPLY303018-UFLD	30	30	18	\$706.97
AMHPLY363618-UFLD	36	36	18	\$803.12
AMHPLY181824-UFLD	18	18	24	\$609.36
AMHPLY242424-UFLD	24	24	24	\$731.50
AMHPLY303024-UFLD	30	30	24	\$853.63
AMHPLY363624-UFLD	36	36	24	\$975.77
AMHPLY181830-UFLD	18	18	30	\$704.04
AMHPLY242430-UFLD	24	24	30	\$852.17
AMHPLY303030-UFLD	30	30	30	\$1,000.29
AMHPLY363630-UFLD	36	36	30	\$1,148.42
AMHPLY181836-UFLD	18	18	36	\$798.72
AMHPLY242436-UFLD	24	24	36	\$972.84
AMHPLY303036-UFLD	30	30	36	\$1,146.95
AMHPLY363636-UFLD	36	36	36	\$1,321.07



Desking

COLECRAFT

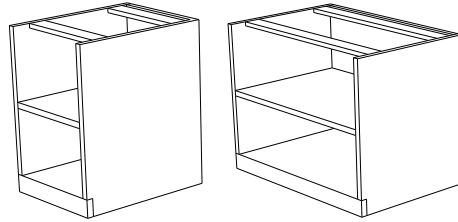






Low Storage and Credenzas

	MODEL #	DIMENSIONS	MELAMINE (ML)	LAMINATE (LM)	WOOD (WD)	
BOX BOX FILE 	WCNF BBF_151927	15"W X 19"D X 27 3/4"H	\$1,961	\$2,277	\$2,846	
	WCNF BBF_152427	15"W X 24"D X 27 3/4"H	\$2,090	\$2,397	\$2,996	
	WCNF BBF_181927	18"W X 19"D X 27 3/4"H	\$2,054	\$2,376	\$2,970	
	WCNF BBF_182427	18"W X 24"D X 27 3/4"H	\$2,163	\$2,502	\$3,126	
MOBILE BOX BOX FILE 	WNCF MPED_151927	15"W X 19"D X 27 3/4"H	\$2,007	\$2,322	\$2,902	
	WNCF MPED_152427	15"W X 24"D X 27 3/4"H	\$2,113	\$2,444	\$3,056	
	WNCF MPED_181927	18"W X 19"D X 27 3/4"H	\$2,094	\$2,423	\$3,028	
	WNCF MPED_182427	18"W X 24"D X 27 3/4"H	\$2,204	\$2,550	\$3,189	
FILE FILE 	WCNF FF_151927	15"W X 19"D X 27 3/4"H	\$1,961	\$2,277	\$2,846	
	WCNF FF_152427	15"W X 24"D X 27 3/4"H	\$2,090	\$2,397	\$2,996	
	WCNF FF_181927	18"W X 19"D X 27 3/4"H	\$2,054	\$2,376	\$2,970	
	WCNF FF_182427	18"W X 24"D X 27 3/4"H	\$2,163	\$2,502	\$3,126	
BOX BOX BOX BOX 	WCNF BBBB_151927	15"W X 19"D X 27 3/4"H	\$2,308	\$2,670	\$3,256	
	WCNF BBBB_152427	15"W X 24"D X 27 3/4"H	\$2,460	\$2,845	\$3,470	
	WCNF BBBB_181927	18"W X 19"D X 27 3/4"H	\$2,423	\$2,803	\$3,419	
	WCNF BBBB_182427	18"W X 24"D X 27 3/4"H	\$2,583	\$2,988	\$3,644	
LATERAL FILE 	WCNF LAT_301927	30"W X 19"D X 27 3/4"H	\$2,347	\$2,715	\$3,394	
	WCNF LAT_302427	30"W X 24"D X 27 3/4"H	\$2,470	\$2,858	\$3,572	
	WCNF LAT_361927	36"W X 19"D X 27 3/4"H	\$2,643	\$3,057	\$3,823	
	WCNF LAT_362427	36"W X 24"D X 27 3/4"H	\$2,782	\$3,218	\$4,023	
HINGED DOOR 	WCNF SHD_152427	15"W X 19"D X 27 3/4"H	\$1,780	\$2,059	\$2,574	
	WCNF SHD_151927	15"W X 24"D X 27 3/4"H	\$1,835	\$2,123	\$2,654	
	WCNF SHD_182427	18"W X 19"D X 27 3/4"H	\$1,857	\$2,148	\$2,686	
	WCNF SHD_181927	18"W X 24"D X 27 3/4"H	\$1,915	\$2,215	\$2,769	
	WCNF DHD_301927	30"W X 19"D X 27 3/4"H	\$2,068	\$2,392	\$2,992	
	WCNF DHD_302427	30"W X 24"D X 27 3/4"H	\$2,177	\$2,518	\$3,147	
	WCNF DHD_361927	36"W X 19"D X 27 3/4"H	\$2,434	\$2,816	\$3,520	
	WCNF DHD_362427	36"W X 24"D X 27 3/4"H	\$2,561	\$2,963	\$3,704	

Desking

COLECRAFT

Credenzas


	MODEL #	DIMENSIONS	MELAMINE (ML)	LAMINATE (LM)	WOOD (WD)
BOOKSHELF 	WCNF BKS_151927	15"W X 19"D X 27 3/4"H	\$1,319	\$1,526	\$1,908
	WCNF BKS_152427	15"W X 24"D X 27 3/4"H	\$1,391	\$1,609	\$2,013
	WCNF BKS_181927	18"W X 19"D X 27 3/4"H	\$1,376	\$1,592	\$1,991
	WCNF BKS_182427	18"W X 24"D X 27 3/4"H	\$1,452	\$1,679	\$2,101
	WCNF BKS_301927	30"W X 19"D X 27 3/4"H	\$1,565	\$1,810	\$2,264
	WCNF BKS_302427	30"W X 24"D X 27 3/4"H	\$1,651	\$1,910	\$2,388
	WCNF BKS_361927	36"W X 19"D X 27 3/4"H	\$1,755	\$2,030	\$2,537
	WCNF BKS_362427	36"W X 24"D X 27 3/4"H	\$1,852	\$2,142	\$2,677
PRINTER PEDESTAL 	WCNF PP_232327	23.75"W X 23"D X 27 3/4"H	\$1,926	\$2,228	\$2,785
BOX BOX LATERAL FILE 	WCNF BBL_302327	30"W X 23"D X 27 3/4"H	\$2,298	\$2,658	\$3,322
	WCNF BBL_362327	36"W X 23"D X 27 3/4"H	\$2,444	\$2,828	\$3,534
MULTIFILE RIGHT 	WCNF MFR_302327	30"W X 23"D X 27 3/4"H	\$2,425	\$2,806	\$3,507
MULTIFILE LEFT 	WNCF MFL_302327	30"W X 23"D X 27 3/4"H	\$2,425	\$2,806	\$3,507
TALL LATERAL FILE 	WCNF TLAT_301942	30"W X 19"D X 42"H	\$2,532	\$2,929	\$4,068
	WCNF TLAT_302442	30"W X 24"D X 42"H	\$2,699	\$3,123	\$4,317
	WCNF TLAT_361942	36"W X 19"D X 42"H	\$2,805	\$3,245	\$4,464
	WCNF TLAT_362442	36"W X 24"D X 42"H	\$2,987	\$3,455	\$4,733
TALL BOX BOX LATERAL FILE 	WCNF TBBLAT_301942	30"W X 19"D X 42"H	\$2,769	\$3,204	\$4,411
	WCNF TBBLAT_302442	30"W X 24"D X 42"H	\$2,949	\$3,412	\$4,679
	WCNF TBBLAT_361942	36"W X 19"D X 42"H	\$3,072	\$3,554	\$4,851
	WCNF TBBLAT_362442	36"W X 24"D X 42"H	\$3,268	\$3,781	\$5,140

Desking

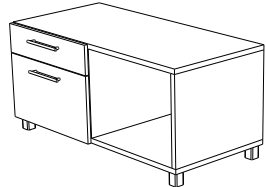
COLECRAFT

Low Storage and Credenzas


	MODEL #	DIMENSIONS	MELAMINE (ML)	LAMINATE (LM)	WOOD (WD)
BOX FILE W/ LEGS	AMH_LOW BFS 181824	18"W X 18"D X 24.25"H	\$1,992	\$2,304	\$2,810



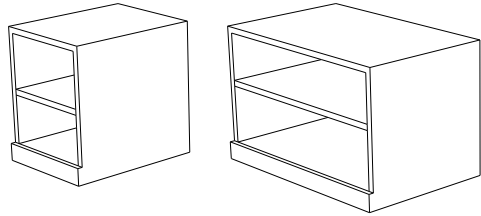
	MODEL #	DIMENSIONS	MELAMINE (ML)	LAMINATE (LM)	WOOD (WD)
BOX FILE AND STORAGE	AMH_LOW BFST 482422	48"W X 24"D X 22.25"H	\$2,489	\$2,879	\$3,511
	AMH_LOW BFST 542422	54"W X 24"D X 22.25"H	\$2,628	\$3,040	\$3,707




	MODEL #	DIMENSIONS	MELAMINE (ML)	LAMINATE (LM)	WOOD (WD)
BOX FILE	AMH_LOW BF 181822	18"W X 18"D X 22.25"H	\$1,937	\$2,241	\$2,734
	AMH_LOW BF 182422	18"W X 24"D X 22.25"H	\$2,034	\$2,354	\$2,870
	AMH_LOW BF 361822	36"W X 18"D X 22.25"H	\$2,712	\$3,138	\$3,828
	AMH_LOW BF 362422	36"W X 24"D X 22.25"H	\$2,848	\$3,294	\$4,018



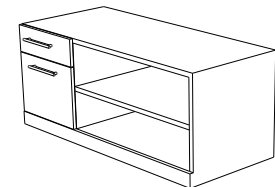
	MODEL #	DIMENSIONS	MELAMINE (ML)	LAMINATE (LM)	WOOD (WD)
BOOK SHELF	AMH_LOW BSH 181822	18"W X 18"D X 22.25"H	\$1,493	\$1,728	\$2,107
	AMH_LOW BSH 182422	18"W X 24"D X 22.25"H	\$1,568	\$1,814	\$2,212
	AMH_LOW BSH 361822	36"W X 18"D X 22.25"H	\$2,091	\$2,419	\$2,949
	AMH_LOW BSH 362422	36"W X 24"D X 22.25"H	\$2,196	\$2,540	\$3,097



	MODEL #	DIMENSIONS	MELAMINE (ML)	LAMINATE (LM)	WOOD (WD)
HINGED DOOR	AMH_LOW SHD 181822	18"W X 18"D X 22.25"H	\$1,655	\$1,914	\$2,334
	AMH_LOW SHD 182422	18"W X 24"D X 22.25"H	\$1,729	\$2,001	\$2,440
	AMH_LOW DHD 361822	36"W X 18"D X 22.25"H	\$2,413	\$2,791	\$3,404
	AMH_LOW DHD 362422	36"W X 24"D X 22.25"H	\$2,517	\$2,912	\$3,552



	MODEL #	DIMENSIONS	MELAMINE (ML)	LAMINATE (LM)	WOOD (WD)
BOX FILE AND STORAGE	AMH_LOW BFSTFL 481822	48"W X 18"D X 22.25"H	\$2,319	\$2,683	\$3,272
	AMH_LOW BFSTFL 482422	48"W X 24"D X 22.25"H	\$2,435	\$2,817	\$3,436
	AMH_LOW BFSTFL 541822	54"W X 18"D X 22.25"H	\$2,609	\$3,019	\$3,681
	AMH_LOW BFSTFL 542422	54"W X 24"D X 22.25"H	\$2,609	\$3,169	\$3,866




Desking


COLECRAFT

Credenzas


MODEL #	DIMENSIONS	MELAMINE (ML)	LAMINATE (LM)	WOOD (WD)
AMH_CR D4 722429	72"W X 24"D X 29"H	\$3,999	\$6,544	\$8,865




AMH_CR FFD2 722429	72"W X 24"D X 29"H	\$4,199	\$9,853	\$12,999
--------------------	--------------------	---------	---------	----------



AMH_CR FFBBF 722429	72"W X 24"D X 29"H	\$3,799	\$5,674	\$7,775
---------------------	--------------------	---------	---------	---------



AMH_CR 2LAT 722429	72"W X 24"D X 29"H	\$5,398	\$7,025	\$9,466
--------------------	--------------------	---------	---------	---------

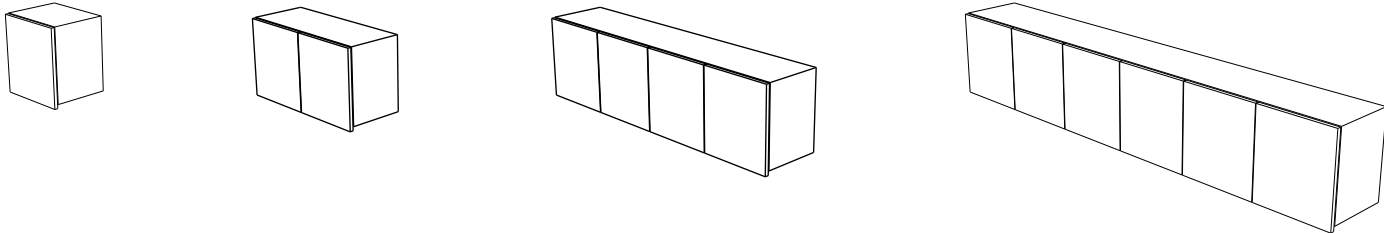


Desking

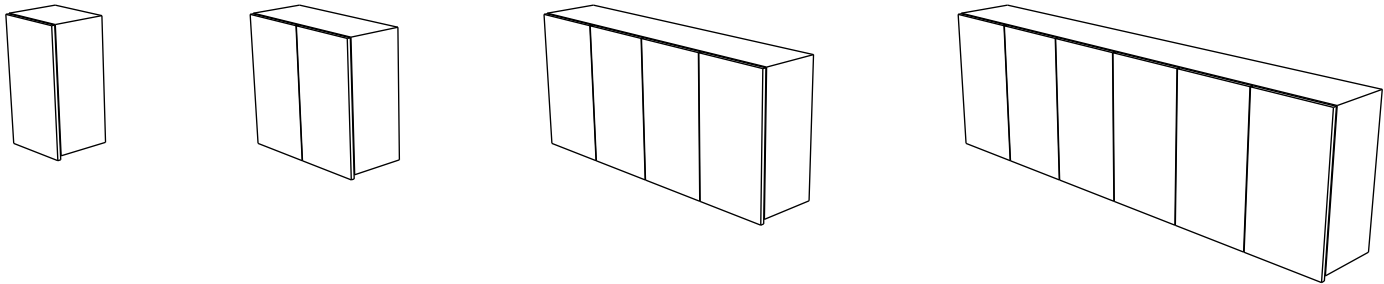
Hanging Wall Storage

COLECRAFT

	MODEL #	DIMENSIONS	WOOD	LAMINATE
			STANDARD	BASIC
WOOD DOOR 19" HIGH	AMH WDOOR 181519	18"W X 15"D X 19"H	\$3,551.47	\$2,770.14
	AMH WDOOR 361519	36"W X 15"D X 19"H	\$4,975.98	\$3,881.26
	AMH WDOOR 721519	72"W X 15"D X 19"H	\$7,108.54	\$5,544.66
	AMH WDOOR 1081519	108"W X 15"D X 19"H	\$10,271.84	\$8,483.34
GLASS DOORS 19" HIGH	AMH GLSDR 181519	18"W X 15"D X 19"H	\$4,616.91	\$3,601.19
	AMH GLSDR 361519	36"W X 15"D X 19"H	\$6,468.77	\$5,045.64
	AMH GLSDR 721519	72"W X 15"D X 19"H	\$9,241.11	\$7,208.06
	AMH GLSDR 1081519	108"W X 15"D X 19"H	\$13,353.40	\$11,028.34



WOOD DOORS 32" HIGH	AMH WDOOR 181532	18"W X 15"D X 32"H	\$3,906.61	\$3,047.16
	AMH WDOOR 361532	36"W X 15"D X 32"H	\$5,473.58	\$4,269.39
	AMH WDOOR 721532	72"W X 15"D X 32"H	\$7,819.40	\$6,099.13
	AMH WDOOR 1081532	108"W X 15"D X 32"H	\$11,299.03	\$9,331.67
GLASS DOORS 32" HIGH	AMH GLSDR 181532	18"W X 15"D X 32"H	\$5,078.60	\$3,961.30
	AMH GLSDR 361532	36"W X 15"D X 32"H	\$7,115.65	\$5,550.21
	AMH GLSDR 721532	72"W X 15"D X 32"H	\$10,165.22	\$7,928.87
	AMH GLSDR 1081532	108"W X 15"D X 32"H	\$14,688.74	\$12,131.17

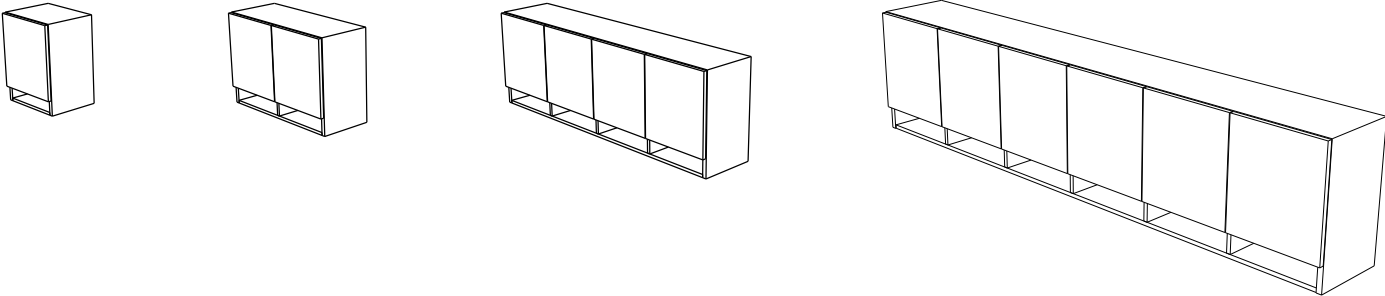


Desking

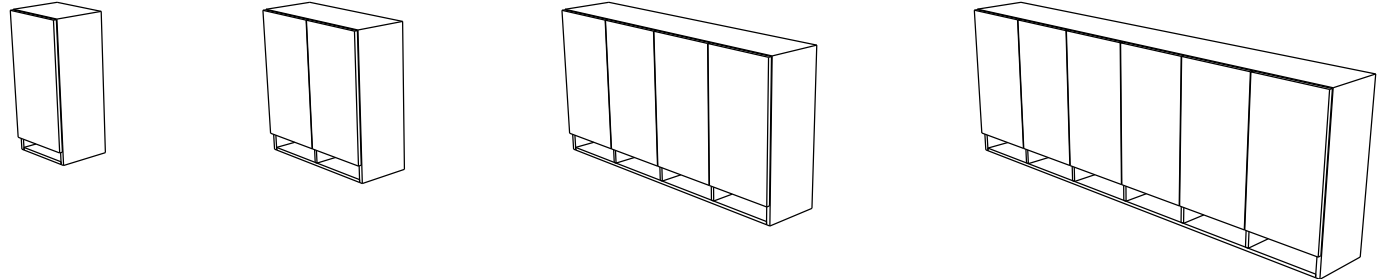
Hanging Wall Storage with shelving

COLECRAFT

	MODEL #	DIMENSIONS	WOOD	LAMINATE
			STANDARD	BASIC
WOOD DOORS 24 3/4" HIGH	AMH WDOORST 181524	18"W X 15"D X 24 3/4"H	\$3,952.35	\$3,171.03
	AMH WDOORST 361524	36"W X 15"D X 24 3/4"H	\$5,777.76	\$4,683.04
	AMH WDOORST 721524	72"W X 15"D X 24 3/4"H	\$8,712.09	\$7,148.22
	AMH WDOORST 1081524	108"W X 15"D X 24 3/4"H	\$12,276.28	\$10,487.77
GLASS DOORS 24 3/4" HIGH	AMH GLSDRST 181524	18"W X 15"D X 24 3/4"H	\$5,017.79	\$4,002.07
	AMH GLSDRST 361524	36"W X 15"D X 24 3/4"H	\$7,270.55	\$5,847.42
	AMH GLSDRST 721524	72"W X 15"D X 24 3/4"H	\$10,844.66	\$8,811.61
	AMH GLSDRST 1081524	108"W X 15"D X 24 3/4"H	\$15,357.84	\$13,032.78



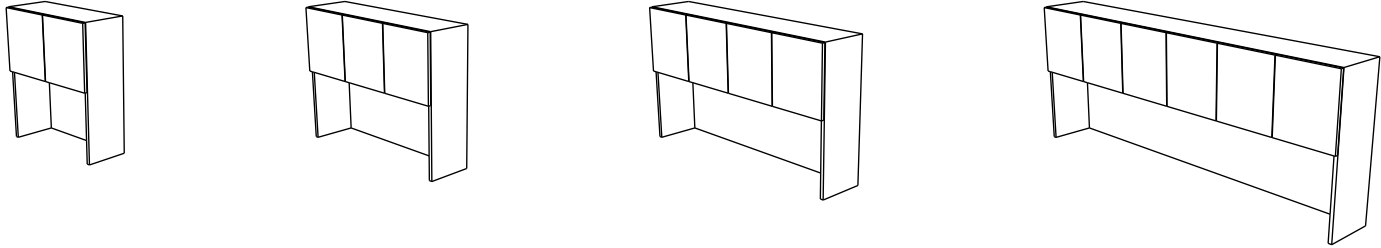
WOOD DOORS 37 3/4" HIGH	AMH WDOORST 181537	18"W X 15"D X 37 3/4"H	\$4,307.50	\$3,448.05
	AMH WDOORST 361537	36"W X 15"D X 37 3/4"H	\$6,275.35	\$5,071.17
	AMH WDOORST 721537	72"W X 15"D X 37 3/4"H	\$9,422.95	\$7,702.68
	AMH WDOORST 1081537	108"W X 15"D X 37 3/4"H	\$13,303.47	\$11,336.11
GLASS DOORS 37 3/4" HIGH	AMH GLSDRST 181537	18"W X 15"D X 37 3/4"H	\$5,479.48	\$4,362.19
	AMH GLSDRST 361537	36"W X 15"D X 37 3/4"H	\$7,917.43	\$6,351.98
	AMH GLSDRST 721537	72"W X 15"D X 37 3/4"H	\$11,768.77	\$9,532.42
	AMH GLSDRST 1081537	108"W X 15"D X 37 3/4"H	\$16,693.18	\$14,135.61



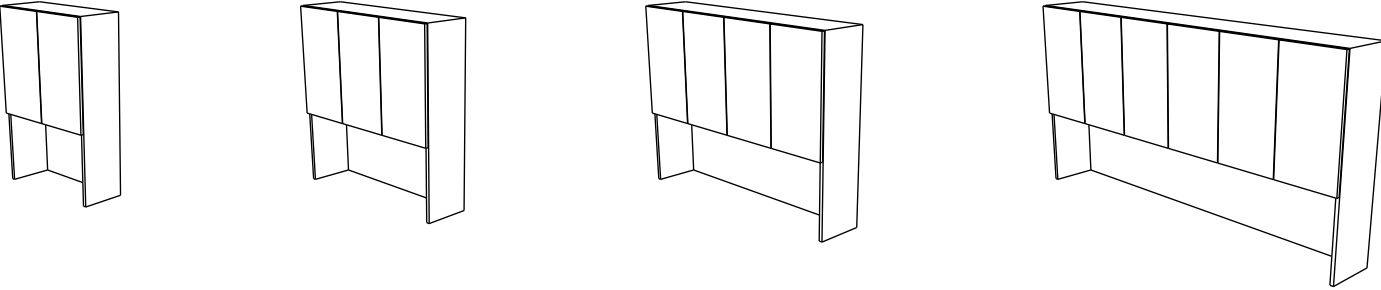
Desking

Hutch Overhead Wall Storage

	MODEL #	DIMENSIONS	COLECRAFT	
			WOOD STANDARD	LAMINATE BASIC
WOOD DOORS 42" HIGH	AMH WDWH 181542	18"W X 15"D X 42"H	\$3,906.61	\$3,047.16
	AMH WDWH 361542	36"W X 15"D X 42"H	\$5,473.58	\$4,269.39
	AMH WDWH 721542	72"W X 15"D X 42"H	\$7,819.40	\$6,099.13
	AMH WDWH 1081542	108"W X 15"D X 42"H	\$11,299.03	\$9,331.67
GLASS DOORS 42" HIGH	AMH GLSWH 181517	18"W X 15"D X 42"H	\$5,078.60	\$3,961.30
	AMH GLSWH 361517	36"W X 15"D X 42"H	\$7,115.65	\$5,550.21
	AMH GLSWH 721517	72"W X 15"D X 42"H	\$10,165.22	\$7,928.87
	AMH GLSWH 1081517	108"W X 15"D X 42"H	\$14,688.74	\$12,131.17



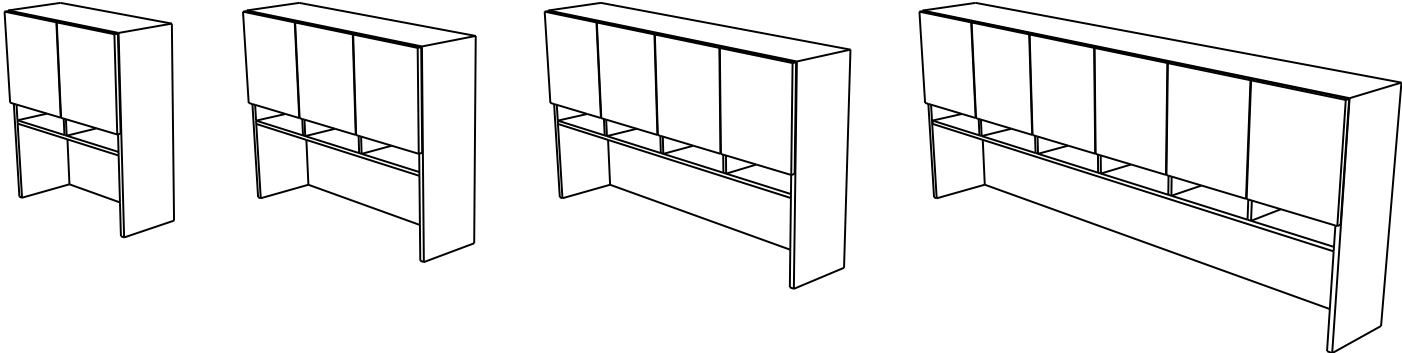
	MODEL #	DIMENSIONS	COLECRAFT	
			WOOD STANDARD	LAMINATE BASIC
WOOD DOORS 55" HIGH	AMH WDWH 181555	18"W X 15"D X 55"H	\$4,297.27	\$3,351.87
	AMH WDWH 361555	36"W X 15"D X 55"H	\$6,020.94	\$4,696.33
	AMH WDWH 721555	72"W X 15"D X 55"H	\$8,601.34	\$6,709.04
	AMH WDWH 1081555	108"W X 15"D X 55"H	\$12,428.93	\$10,264.84
GLASS DOORS 55" HIGH	AMH GLSWH 181555	18"W X 15"D X 55"H	\$5,586.46	\$4,357.43
	AMH GLSWH 361555	36"W X 15"D X 55"H	\$7,827.22	\$6,105.23
	AMH GLSWH 721555	72"W X 15"D X 55"H	\$11,181.74	\$8,721.76
	AMH GLSWH 1081555	108"W X 15"D X 55"H	\$16,157.61	\$13,344.29



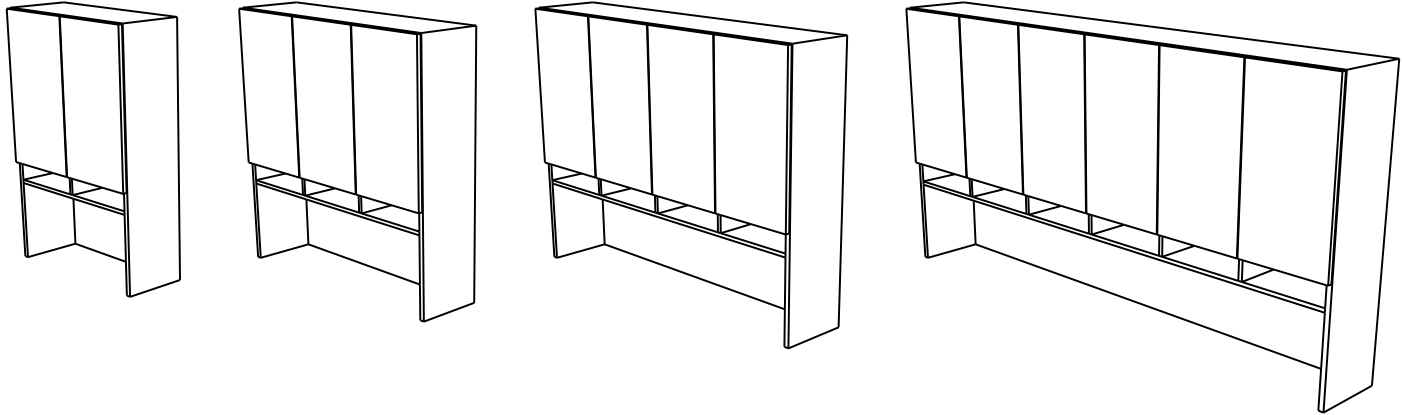
Desking

Hutch Overhead Wall Storage with Shelving

	MODEL #	DIMENSIONS	COLECRAFT	
			WOOD STANDARD	LAMINATE BASIC
WOOD DOORS 42" HIGH	AMH WDWHWS 181542	18"W X 15"D X 42"H	\$4,297.27	\$3,351.87
	AMH WDWHWS 361542	36"W X 15"D X 42"H	\$6,020.94	\$4,696.33
	AMH WDWHWS 721542	72"W X 15"D X 42"H	\$8,601.34	\$6,709.04
	AMH WDWHWS 1081542	108"W X 15"D X 42"H	\$12,428.93	\$10,264.84
GLASS DOORS 42" HIGH	AMH GLSWHWS 181517	18"W X 15"D X 42"H	\$5,586.46	\$4,357.43
	AMH GLSWHWS 361517	36"W X 15"D X 42"H	\$7,827.22	\$6,105.23
	AMH GLSWHWS 721517	72"W X 15"D X 42"H	\$11,181.74	\$8,721.76
	AMH GLSWHWS 1081517	108"W X 15"D X 42"H	\$16,157.61	\$13,344.29



	MODEL #	DIMENSIONS	COLECRAFT	
			WOOD STANDARD	LAMINATE BASIC
WOOD DOORS 55" HIGH	AMH WDWHWS 181555	18"W X 15"D X 55"H	\$4,727.00	\$3,687.06
	AMH WDWHWS 361555	36"W X 15"D X 55"H	\$6,623.03	\$5,165.96
	AMH WDWHWS 721555	72"W X 15"D X 55"H	\$9,461.47	\$7,379.95
	AMH WDWHWS 1081555	108"W X 15"D X 55"H	\$13,671.83	\$11,291.32
GLASS DOORS 55" HIGH	AMH GLSWHWS 181555	18"W X 15"D X 55"H	\$6,145.10	\$4,793.18
	AMH GLSWHWS 361555	36"W X 15"D X 55"H	\$8,609.94	\$6,715.75
	AMH GLSWHWS 721555	72"W X 15"D X 55"H	\$12,299.91	\$9,593.93
	AMH GLSWHWS 1081555	108"W X 15"D X 55"H	\$17,773.37	\$14,678.72

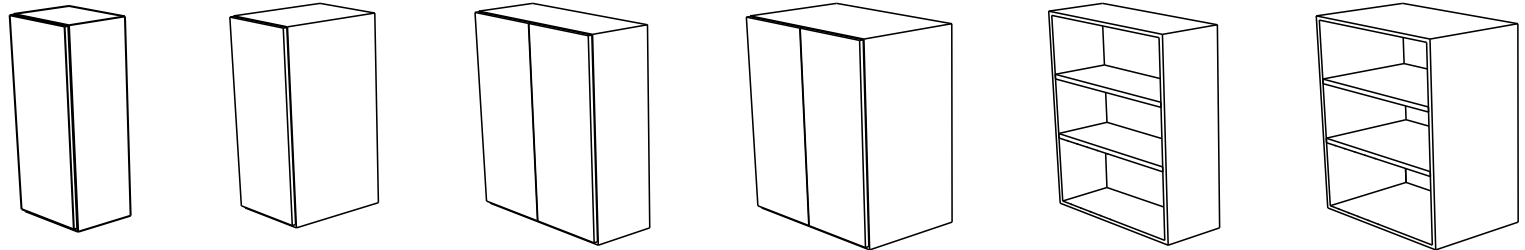


Desking


Full length Countertop Hutches

COLECRAFT

	MODEL #	DIMENSIONS	WOOD	LAMINATE
			STANDARD	BASIC
42" HIGH	AMH CTHC 181542	18"W X 15"D X 42"H	\$2,966.57	\$1,846.69
	AMH CTHC 182442	18"W X 24"D X 42"H	\$3,114.90	\$1,939.02
	AMH CTHC 361542	36"W X 15"D X 42"H	\$4,746.51	\$2,954.70
	AMH CTHC 362442	36"W X 24"D X 42"H	\$4,983.84	\$3,102.44
	AMH CTHCBS 361542	36"W X 15"D X 42"H	\$4,265.45	\$2,473.64
	AMH CTHCBS 362442	36"W X 24"D X 42"H	\$4,502.77	\$2,621.37



55" HIGH	AMH CTHC 181555	18"W X 15"D X 55"H	\$3,263.23	\$2,031.36
	AMH CTHCBS 181555	18"W X 15"D X 55"H	\$3,022.69	\$1,790.83
	AMH CTHC 182455	18"W X 24"D X 55"H	\$3,426.39	\$2,132.93
	AMH CTHC 361555	36"W X 15"D X 55"H	\$5,221.16	\$3,250.17
	AMH CTHC 362455	36"W X 24"D X 55"H	\$5,482.22	\$3,412.68

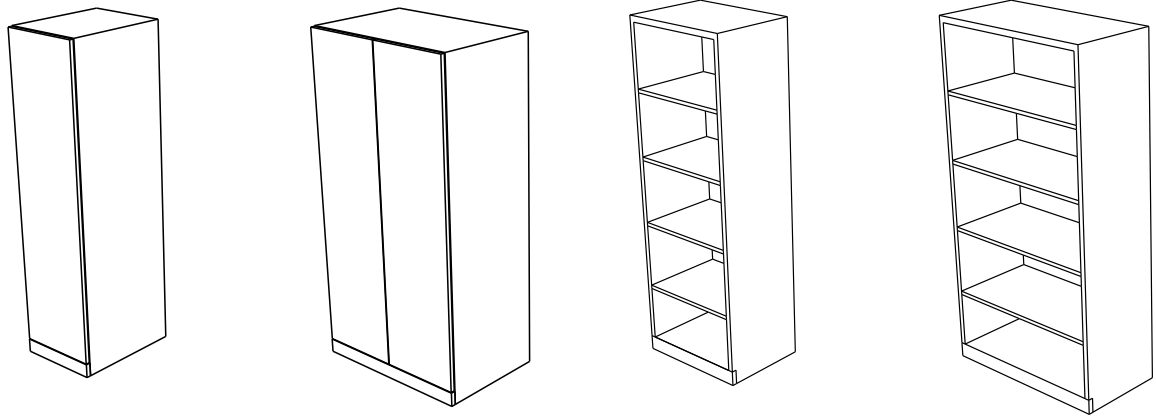


Desking


Wardrobe Storage

COLECRAFT

	MODEL #	DIMENSIONS	STANDARD	BASIC
			71 " HIGH	AMH WDST 182471
	AMH WDST 362471	36"W X 24"D X 71"H	\$7,071.02	\$5,303.27
	AMH WDSTBS 182471	18"W X 24"D X 71"H	\$4,164.42	\$3,059.58
	AMH WDSTBS 362471	36"W X 24"D X 71"H	\$6,561.09	\$4,793.34



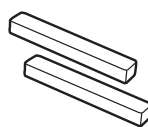
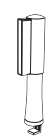



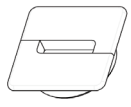



84" HIGH	AMH WDST 182484	18"W X 24"D X 84"H	\$4,861.33	\$3,645.99
	AMH WDST 362484	36"W X 24"D X 84"H	\$7,778.12	\$5,833.59
	AMH WDSTBS 182484	18"W X 24"D X 84"H	\$4,606.36	\$3,391.03
	AMH WDSTBS 362484	36"W X 24"D X 84"H	\$7,268.19	\$5,323.66



Desking

Desking Accessories

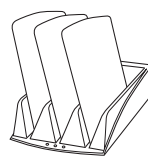

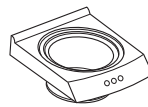



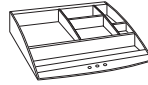
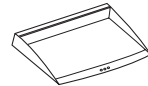
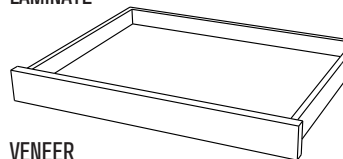

COLECRAFT

	MODEL #	DESCRIPTION/COLOR	PRICE
END CAPS 	CPF-A7050	BLACK	\$46.50
	CPF-A7051	SILVER	\$46.50
DESK MOUNT POST 	CPFS-5000P	BLACK	\$128.28
ALUMINUM SLATWALL TOOLBAR 	CPF-A2400B	24" - BLACK	\$134.70
	CPF-A2400S	24" - SILVER	\$153.94
	CPF-A3600B	36" - BLACK	\$179.60
	CPF-A3600S	36" - SILVER	\$205.25
	CPF-A5400B	54" - BLACK	\$238.93
	CPF-A5400S	54" - SILVER	\$274.21
POWER GROMMET 	CPF-88600	BLACK 2 POWER 2 CAT 5 LAN 2 USB PORTS (DATA ONLY)	\$389.66
EXECUTIVE METAL ROUND GROMMET 	CPF-04-60-22-CL	60 MM - POLISHED CHROME	\$81.78
	CPF-04-60-22-NS	60 MM - SATIN NICKEL	\$81.78
	CPF-04-60-22-IN	60 MM - STAINLESS STEEL	\$81.78
CARRE GROMMET 	CPF-03-80-01-ALV	80 MM - VARNISHED ALUMINUM	\$43.30
	CPF-03-80-01-CL	80 MM - POLISHED CHROME	\$56.12
GV GROMMET 	CPF-03-80-33-ALV	80 MM - GB93 WITH BRUSH VARNISHED ALUMINUM	\$49.71
EXIT EDGE 	CPF-03-EX251232-AL	25MM X 120MM X 320MM - ALUMINUM, BLACK BRUSH	\$182.80
UNDERMOUNT LED LIGHTING 	TSKLED018	17" w x 3/4" d x 1/2" h	\$982.22
	TSKLED036	35" w x 3/4" d x 1/2" h	\$1,070.02
	TSKLED054	53" w x 3/4" d x 1/2" h	\$1,157.82
	TSKLED072	71" w x 3/4" d x 1/2" h	\$1,245.62
	TSKLED090	89" w x 3/4" d x 1/2" h	\$1,333.42
	TSKLED108	107" w x 3/4" d x 1/2" h	\$1,421.22
	TSKLED126	125" w x 3/4" d x 1/2" h	\$1,509.02
	TSKLED144	143" w x 3/4" d x 1/2" h	\$1,596.83
	TSKLED162	161" w x 3/4" d x 1/2" h	\$1,684.63
	TSKLED180	179" w x 3/4" d x 1/2" h	\$1,772.43

Desking

Desking Accessories

COLECRAFT

	MODEL #	DESCRIPTION/COLOR	PRICE
FOLDER SORTER TRAY 	CPF-1008P	BLACK	\$86.59
	CPF-1269P	SILVER	\$94.61
BINDER HOLDER 	CPF1009P CPF1269P	BLACK SILVER	\$65.75 \$70.56
CUP HOLDER 	CPF-1014P CPF-12614P	BLACK SILVER	\$52.92 \$54.52
SHELF W/ BRACKETS 	CPF-1018P	18" - BLACK	\$107.44
	CPF1024P	24" - BLACK	\$126.68
	CPF-10186P	18" - SILVER	\$123.47
	CPF-10246P	24" - SILVER	\$134.70
PENCIL HOLDER 	CPF-1000P CPF-1260P	BLACK SILVER	\$52.92 \$56.12
PAPER TRAY 	CPF-1003P	BLACK	\$81.78
	CPF-1263P	SILVER	\$88.20
ACCESSORY TRAY 	CPF-1004P	BLACK	\$67.35
	CPF-1264P	SILVER	\$73.76
LEGAL/A4 PAPER TRAY 	CPF-1007P	BLACK	\$81.78
	CPF-1267P	SILVER	\$88.20
PENCIL DRAWER LAMINATE 	MODEL #	Dimensions	PRICE
	PDRW22X14LM	22"wx14"dx2.5"h	\$653.45
	PDRW26X14LM	26"wx14"dx2.5"h	\$677.28
PDRW30X14LM	30"wx14"dx2.5"h	\$701.11	
VENEER 	MODEL #	Dimensions	PRICE
	PDRW22X14VN	22"wx14"dx2.5"h	\$846.88
	PDRW26X14VN	26"wx14"dx2.5"h	\$879.38
PDRW30X14LM	30"wx14"dx2.5"h	\$911.89	

COLECRAFT

Colecraft Commercial Furnishings

1021 Allen Street - Jamestown, NY 14701

Phone: (844)-500-9356 • (716) 488-2810

www.colecraftcf.com

Fax: (716) 488-2824



LARGE CONFERENCE



SPECIFICATION GUIDE

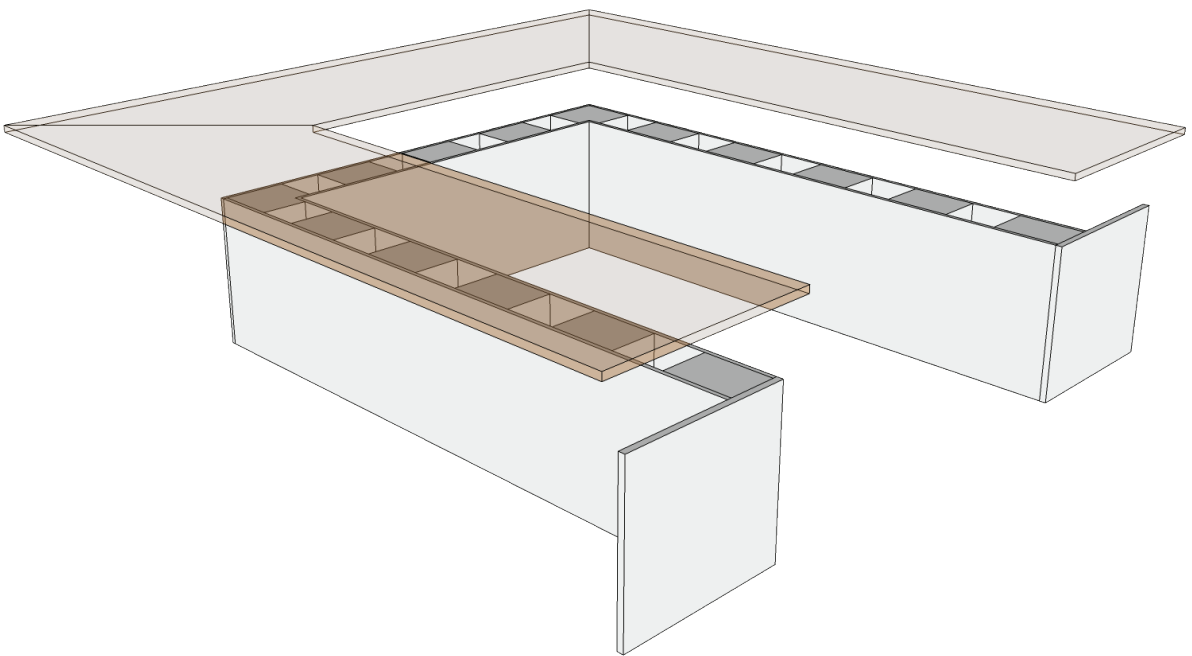
REV 111924

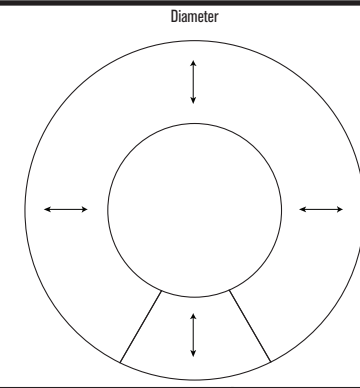
NOTE: Due to the recent unanticipated cost increase of raw materials please call to confirm list pricing before you quote your clients

COLECRAFT
The Art of Detail™

Notes

Area with horizontal dotted lines for notes.

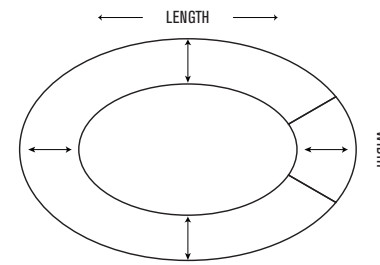





- | | | | |
|-------|------|--------|-------|
| WKNF1 | WBNS | WXWE* | SE* |
| WBNS1 | WDRD | WXCR | PVC |
| WDRD1 | WRBV | WXBV | |
| WRBV1 | WBEV | WXBD | |
| WBEV1 | WTRD | WXRD | |
| WTRD1 | | WXFL | |
| | | WXBVL* | LBVL* |

TABLE TOP DEPTH	MODEL #	DIMENSIONS	SEATS	WOOD TOP			LAMINATE TOP
				DELUXE	PREMIUM	STANDARD	BASIC
30"	CIR-30120	120" DIAM	12	\$56,602	\$50,993	\$49,230	\$36,212
	CIR-30144	144" DIAM	14	\$65,301	\$63,267	\$59,564	\$46,788
	CIR-30168	168" DIAM	18	\$76,184	\$73,812	\$69,491	\$54,586
	CIR-30192	192" DIAM	20	\$95,193	\$85,760	\$83,341	\$60,061
	CIR-30240	240" DIAM	24	\$121,675	\$109,617	\$103,400	\$76,869
	CIR-30288	288" DIAM	30	\$144,718	\$130,376	\$126,741	\$92,989
	CIR-30336	336" DIAM	34	\$174,562	\$157,263	\$152,042	\$109,918
36"	CIR-36120	120" DIAM	12	\$63,750	\$57,433	\$52,402	\$39,147
	CIR-36144	144" DIAM	14	\$68,753	\$65,175	\$61,358	\$48,497
	CIR-36168	168" DIAM	18	\$80,211	\$76,038	\$71,585	\$56,580
	CIR-30192	192" DIAM	20	\$95,193	\$85,759	\$83,342	\$60,061
	CIR-30240	240" DIAM	24	\$121,675	\$109,618	\$103,400	\$76,869
	CIR-30288	288" DIAM	30	\$144,718	\$130,377	\$126,741	\$92,989
	CIR-30336	336" DIAM	34	\$174,562	\$157,263	\$152,042	\$109,918

Notes :
 • Laminate or Paint can be substituted for veneer on work surfaces at no extra charge •
 • Our Deluxe and Standard edges are available 1-3/4" thickness • add 10 % to cost of table top
 • *Consult Your Colecraft Representative regarding Price Reduction For Wood Tape
 • *Edges WXBVL, LBVL, SE • add 10 % to cost of table top
 • *Edges WXWE • Subtract 10 % to cost of table top



- WKNF1
- WBNS1
- WDRD1
- WRBV1
- WBEV1
- WTRD1
- WBNS
- WDRD
- WRBV
- WBEV
- WTRD
- WXWE*
- WXCR
- WXBV
- WXBD
- WXRD
- WXFL
- WXBVL*


- SE*
- PVC
- LBVL*

TABLE TOP DEPTH	MODEL #	DIMENSIONS	SEATS	WOOD TOP			LAMINATE TOP
				DELUXE	PREMIUM	STANDARD	BASIC
30"	OVL-301201144	120"W X 144"L	28	\$60,238	\$56,679	\$53,118	\$41,772
	OVL-301201168	120"W X 168"L	30	\$66,347	\$62,427	\$58,504	\$46,009
	OVL-301201192	120"W X 192"L	34	\$79,937	\$72,015	\$67,491	\$49,129
	OVL-30120240	120"W X 240"L	40	\$97,848	\$88,152	\$82,956	\$59,847
	OVL-30120288	120"W X 288"L	46	\$110,170	\$99,253	\$93,410	\$68,862
	OVL-30120336	120"W X 336"L	52	\$128,963	\$116,182	\$109,646	\$81,486
	OVL-301441168	144"W X 168"L	32	\$71,107	\$66,906	\$62,702	\$49,310
	OVL-301441192	144"W X 192"L	36	\$81,602	\$73,515	\$68,991	\$51,314
	OVL-30144240	144"W X 240"L	40	\$81,537	\$73,457	\$80,933	\$61,293
	OVL-30144288	144"W X 288"L	48	\$111,698	\$100,629	\$94,744	\$71,744
OVL-30144336	144"W X 336"L	54	\$131,078	\$118,088	\$111,552	\$82,959	
36"	OVL-361201144	120"W X 144"L	28	\$63,694	\$61,147	\$57,948	\$44,642
	OVL-361201168	120"W X 168"L	30	\$70,154	\$67,348	\$63,825	\$49,170
	OVL-361201192	120"W X 192"L	34	\$88,970	\$80,153	\$75,118	\$54,681
	OVL-36120240	120"W X 240"L	40	\$107,166	\$96,546	\$90,856	\$65,546
	OVL-36120288	120"W X 288"L	46	\$119,384	\$107,553	\$101,222	\$74,621
	OVL-36120336	120"W X 336"L	52	\$138,740	\$124,991	\$117,959	\$87,664
	OVL-361441168	144"W X 168"L	32	\$75,187	\$72,180	\$68,404	\$52,698
	OVL-361441192	144"W X 192"L	36	\$90,822	\$81,822	\$76,786	\$57,112
	OVL-36144240	144"W X 240"L	40	\$89,302	\$80,452	\$88,640	\$67,130
	OVL-36144288	144"W X 288"L	48	\$121,040	\$109,045	\$102,667	\$77,744
OVL-36144336	144"W X 336"L	54	\$141,016	\$127,041	\$120,009	\$89,248	

Notes : Laminates or Paint can be substituted for veneer on work surfaces at no extra charge •
 Our Deluxe and Standard edges are available 1-3/4" thickness • add 10 % to cost of table top
 *Consult Your Colecraft Representative regarding Price Reduction For Wood Tape
 *Edges WXBVL, LBVL, SE • add 10 % to cost of table top
 *Edges WXWE • Subtract 10 % to cost of table top

Stud Wall Construction with Wire Access Panels

COLECRAFT



Conference Table Tops

COLECRAFT

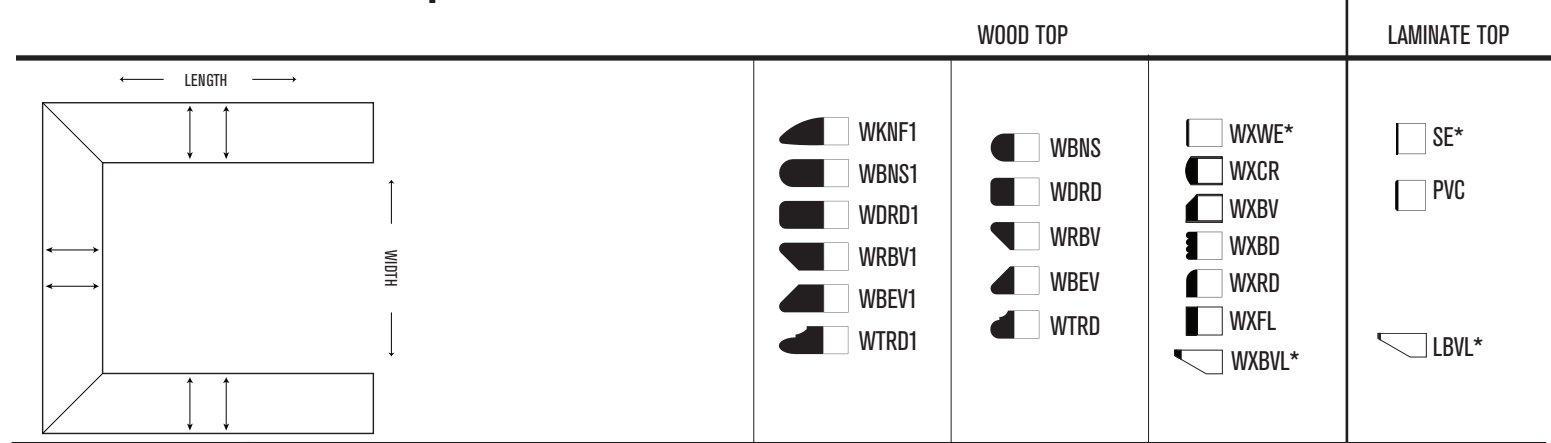



TABLE TOP DEPTH	MODEL #	DIMENSIONS	SEATS	DELUXE	PREMIUM	STANDARD	BASIC
30"	USH-30120120	120"W X 120"L	12	\$37,460	\$36,262	\$35,631	\$27,090
	USH-30120192	120"W X 192"L	16	\$52,444	\$50,766	\$49,884	\$37,926
	USH-30120240	120"W X 240"L	20	\$62,434	\$60,436	\$59,386	\$45,150
	USH-30120288	120"W X 288"L	22	\$72,423	\$70,106	\$68,887	\$52,374
	USH-30120336	120"W X 336"L	26	\$82,413	\$79,776	\$78,389	\$59,598
	USH-30144120	144"W X 120"L	12	\$39,958	\$38,679	\$38,007	\$28,896
	USH-30144192	144"W X 192"L	18	\$54,942	\$53,184	\$52,259	\$39,732
	USH-30144240	144"W X 240"L	20	\$64,931	\$62,854	\$61,761	\$46,956
	USH-30144288	144"W X 288"L	24	\$74,920	\$72,524	\$71,263	\$54,180
	USH-30144336	144"W X 336"L	26	\$84,910	\$82,193	\$80,764	\$61,404
36"	USH-36120120	120"W X 120"L	12	\$38,189	\$37,825	\$36,943	\$30,675
	USH-36120192	120"W X 192"L	16	\$53,464	\$52,954	\$51,720	\$42,945
	USH-36120240	120"W X 240"L	20	\$63,648	\$63,041	\$61,571	\$51,125
	USH-36120288	120"W X 288"L	22	\$73,832	\$73,127	\$71,423	\$59,306
	USH-36120336	120"W X 336"L	26	\$84,015	\$83,214	\$81,274	\$67,486
	USH-36144120	144"W X 120"L	12	\$40,735	\$40,346	\$39,406	\$32,720
	USH-36144192	144"W X 192"L	18	\$56,010	\$55,476	\$54,183	\$44,990
	USH-36144240	144"W X 240"L	20	\$66,194	\$65,563	\$64,034	\$53,170
	USH-36144288	144"W X 288"L	24	\$76,378	\$75,649	\$73,886	\$61,351
	USH-36144336	144"W X 336"L	26	\$86,561	\$85,736	\$83,737	\$69,531

Notes :
 • Laminate or Paint can be substituted for veneer on work surfaces at no extra charge •
 • Our Deluxe and Standard edges are available 1-3/4" thickness • add 10 % to cost of table top
 • *Consult Your Colecraft Representative regarding Price Reduction For Wood Tape
 • *Edges WXBVL, LBVL, SE • add 10 % to cost of table top
 • *Edges WXWE • Subtract 10 % to cost of table top

Panel Base Construction

COLECRAFT



Conference Table Tops

COLECRAFT

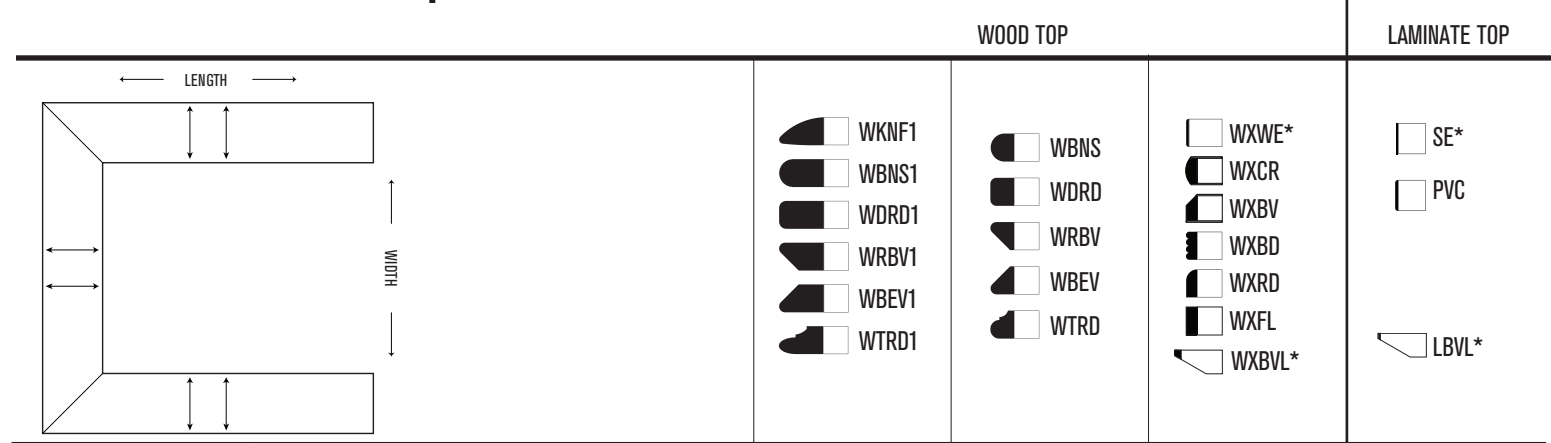




TABLE TOP DEPTH	MODEL #	DIMENSIONS	SEATS	DELUXE	PREMIUM	STANDARD	BASIC
30"	USHPL-30120120	120"W X 120"L	12	\$37,460	\$32,636	\$32,068	\$24,381
	USHPL-30120192	120"W X 192"L	16	\$52,444	\$45,690	\$44,896	\$34,133
	USHPL-30120240	120"W X 240"L	20	\$62,434	\$54,393	\$53,447	\$40,635
	USHPL-30120288	120"W X 288"L	22	\$72,423	\$63,095	\$61,999	\$47,136
	USHPL-30120336	120"W X 336"L	26	\$82,413	\$71,798	\$70,550	\$53,638
	USHPL-30144120	144"W X 120"L	12	\$39,958	\$34,811	\$34,206	\$26,006
	USHPL-30144192	144"W X 192"L	18	\$54,942	\$47,866	\$47,033	\$35,759
	USHPL-30144240	144"W X 240"L	20	\$64,931	\$56,568	\$55,585	\$42,260
	USHPL-30144288	144"W X 288"L	24	\$74,920	\$65,271	\$64,136	\$48,762
	USHPL-30144336	144"W X 336"L	26	\$84,910	\$73,974	\$72,688	\$55,263
36"	USHPL-36120120	120"W X 120"L	12	\$38,189	\$34,042	\$33,248	\$27,608
	USHPL-36120192	120"W X 192"L	16	\$53,464	\$47,659	\$46,548	\$38,651
	USHPL-36120240	120"W X 240"L	20	\$63,648	\$56,737	\$55,414	\$46,013
	USHPL-36120288	120"W X 288"L	22	\$73,832	\$65,815	\$64,280	\$53,375
	USHPL-36120336	120"W X 336"L	26	\$84,015	\$74,893	\$73,147	\$60,737
	USHPL-36144120	144"W X 120"L	12	\$40,735	\$36,312	\$35,465	\$29,448
	USHPL-36144192	144"W X 192"L	18	\$56,010	\$49,928	\$48,764	\$40,491
	USHPL-36144240	144"W X 240"L	20	\$66,194	\$59,006	\$57,631	\$47,853
	USHPL-36144288	144"W X 288"L	24	\$76,378	\$68,084	\$66,497	\$55,215
	USHPL-36144336	144"W X 336"L	26	\$86,561	\$77,162	\$75,363	\$62,578

Notes :
 Laminates or Paint can be substituted for veneer on work surfaces at no extra charge •
 Our Deluxe and Standard edges are available 1-3/4" thickness • add 10 % to cost of table top
 *Consult Your Colecraft Representative regarding Price Reduction For Wood Tape
 *Edges WXBVL, LBVL, SE • add 10 % to cost of table top
 *Edges WXWE • Subtract 10 % to cost of table top

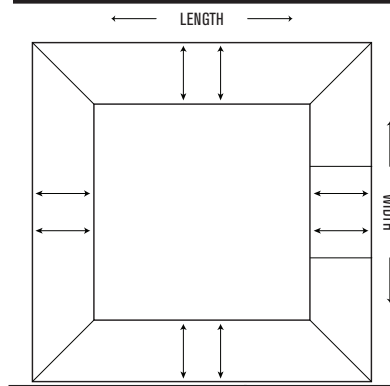
Stud Wall Construction with Wire Access Panels

COLECRAFT



Large Conference

COLECRAFT



- WKNF1
- WBNS1
- WDRD1
- WRBV1
- WBEV1
- WTRD1
- WBNS
- WDRD
- WRBV
- WBEV
- WTRD
- WXWE*
- WXCR
- WXBV
- WXBD
- WXRD
- WXFL
- WXBVL*



- SE*
- PVC
- LBVL*

TABLE TOP DEPTH	MODEL #	DIMENSIONS	SEATS	WOOD TOP			LAMINATE TOP
				DELUXE	PREMIUM	STANDARD	BASIC
30"	RCT-30120120	120"W X 120"L	16	\$48,278	\$48,073	\$46,290	\$27,549
	RCT-30120192	120"W X 192"L	20	\$62,762	\$62,495	\$60,178	\$35,814
	RCT-30120240	120"W X 240"L	24	\$72,417	\$72,110	\$69,436	\$41,324
	RCT-30120288	120"W X 288"L	26	\$82,073	\$81,725	\$78,694	\$46,834
	RCT-30120336	120"W X 336"L	30	\$91,728	\$91,339	\$87,952	\$52,343
	RCT-30144120	144"W X 120"L	18	\$53,106	\$52,881	\$50,919	\$30,304
	RCT-30144192	144"W X 192"L	22	\$67,589	\$67,303	\$64,807	\$38,569
	RCT-30144240	144"W X 240"L	26	\$77,245	\$76,917	\$74,065	\$44,079
	RCT-30144288	144"W X 288"L	28	\$86,901	\$86,532	\$83,323	\$49,588
	RCT-30144336	144"W X 336"L	32	\$96,556	\$96,146	\$92,581	\$55,098
36"	RCT-36120120	120"W X 120"L	16	\$50,683	\$50,478	\$48,683	\$32,373
	RCT-36120192	120"W X 192"L	20	\$65,888	\$65,622	\$63,287	\$42,085
	RCT-36120240	120"W X 240"L	24	\$76,024	\$75,718	\$73,024	\$48,560
	RCT-36120288	120"W X 288"L	26	\$86,161	\$85,813	\$82,760	\$55,035
	RCT-36120336	120"W X 336"L	30	\$96,298	\$95,909	\$92,497	\$61,509
				\$0			\$0
	RCT-36144120	144"W X 120"L	18	\$55,751	\$55,526	\$53,551	\$35,611
	RCT-36144192	144"W X 192"L	22	\$70,956	\$70,670	\$68,156	\$45,323
	RCT-36144240	144"W X 240"L	26	\$81,093	\$80,765	\$77,892	\$51,797
	RCT-36144288	144"W X 288"L	28	\$91,229	\$90,861	\$87,629	\$58,272
RCT-36144336	144"W X 336"L	32	\$101,366	\$100,957	\$97,365	\$64,747	

Notes : Laminates or Paint can be substituted for veneer on work surfaces at no extra charge •
 Our Deluxe and Standard edges are available 1-3/4" thickness • add 10 % to cost of table top
 *Consult Your Colecraft Representative regarding Price Reduction For Wood Tape
 *Edges WXBVL, LBVL, SE • add 10 % to cost of table top
 *Edges WXWE • Subtract 10 % to cost of table top

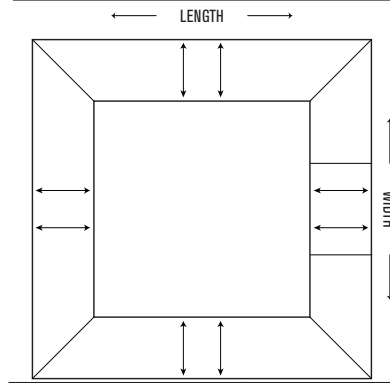
Panel Base Construction

COLECRAFT



Large Conference

COLECRAFT




- | | | | |
|--|---|--|--|
| <ul style="list-style-type: none"> WKNF1 WBNS1 WDRD1 WRBV1 WBEV1 WTRD1 | <ul style="list-style-type: none"> WBNS WDRD WRBV WBEV WTRD | <ul style="list-style-type: none"> WXWE* WXCR WXBV WXBD WXRD WXFL WXBVL* | <ul style="list-style-type: none"> SE* PVC LBVL* |
|--|---|--|--|

TABLE TOP DEPTH	MODEL #	DIMENSIONS	SEATS	WOOD TOP			LAMINATE TOP
				DELUXE	PREMIUM	STANDARD	BASIC
30"	RCTPL-30120120	120"W X 120"L	16	\$43,450	\$38,939	\$37,495	\$22,315
	RCTPL-30120192	120"W X 192"L	20	\$56,485	\$50,621	\$48,744	\$29,009
	RCTPL-30120240	120"W X 240"L	24	\$65,175	\$58,409	\$56,243	\$33,472
	RCTPL-30120288	120"W X 288"L	26	\$73,866	\$66,197	\$63,742	\$37,935
	RCTPL-30120336	120"W X 336"L	30	\$82,556	\$73,985	\$71,241	\$42,398
	RCTPL-30144120	144"W X 120"L	18	\$47,795	\$42,833	\$41,245	\$24,546
	RCTPL-30144192	144"W X 192"L	22	\$60,830	\$54,515	\$52,493	\$31,241
	RCTPL-30144240	144"W X 240"L	26	\$69,520	\$62,303	\$59,992	\$35,704
	RCTPL-30144288	144"W X 288"L	28	\$78,211	\$70,091	\$67,491	\$40,167
	RCTPL-30144336	144"W X 336"L	32	\$86,901	\$77,879	\$74,990	\$44,630
36"	RCTPL-36120120	120"W X 120"L	16	\$45,615	\$40,887	\$39,433	\$26,222
	RCTPL-36120192	120"W X 192"L	20	\$59,299	\$53,154	\$51,263	\$34,089
	RCTPL-36120240	120"W X 240"L	24	\$68,422	\$61,331	\$59,149	\$39,334
	RCTPL-36120288	120"W X 288"L	26	\$77,545	\$69,509	\$67,036	\$44,578
	RCTPL-36120336	120"W X 336"L	30	\$86,668	\$77,686	\$74,922	\$49,822
	RCTPL-36144120	144"W X 120"L	18	\$50,176	\$44,976	\$43,376	\$28,845
	RCTPL-36144192	144"W X 192"L	22	\$63,861	\$57,242	\$55,206	\$36,711
	RCTPL-36144240	144"W X 240"L	26	\$72,983	\$65,420	\$63,093	\$41,956
	RCTPL-36144288	144"W X 288"L	28	\$82,106	\$73,597	\$70,979	\$47,200
	RCTPL-36144336	144"W X 336"L	32	\$91,229	\$81,775	\$78,866	\$52,445

Notes : Laminates or Paint can be substituted for veneer on work surfaces at no extra charge •
 Our Deluxe and Standard edges are available 1-3/4" thickness • add 10 % to cost of table top
 *Consult Your Colecraft Representative regarding Price Reduction For Wood Tape
 *Edges WXBVL, LBVL, SE • add 10 % to cost of table top
 *Edges WXWE • Subtract 10 % to cost of table top

Stud Wall Construction with Wire Access Panels

COLECRAFT



Conference Table Tops

COLECRAFT

- WKNF1
- WBNS1
- WDRD1
- WRBV1
- WBEV1
- WTRD1

- WBNS
- WDRD
- WRBV
- WBEV
- WTRD

- WXWE*
- WXCR
- WXBV
- WXBD
- WXRD
- WXFL
- WXBVL*


- SE*
- PVC
- LBVL*

TABLE TOP DEPTH	MODEL #	DIMENSIONS	SEATS	WOOD TOP			LAMINATE TOP
				DELUXE	PREMIUM	STANDARD	BASIC
30"	WDG-30120120	120"W X 120"L	8	\$33,615	\$31,684	\$31,544	\$18,060
	WDG-30120192	120"W X 192"L	12	\$50,400	\$47,505	\$47,295	\$27,078
	WDG-30120240	120"W X 240"L	16	\$61,982	\$58,423	\$58,164	\$33,301
	WDG-30120288	120"W X 288"L	20	\$73,707	\$69,475	\$69,167	\$39,600
	WDG-30120336	120"W X 336"L	22	\$85,516	\$80,605	\$80,248	\$45,945
	WDG-30144120	144"W X 120"L	8	\$35,063	\$33,049	\$32,903	\$18,838
	WDG-30144192	144"W X 192"L	14	\$51,377	\$48,426	\$48,212	\$27,603
	WDG-30144240	144"W X 240"L	16	\$62,779	\$59,174	\$58,912	\$33,729
	WDG-30144288	144"W X 288"L	20	\$74,379	\$70,108	\$69,797	\$39,961
	WDG-30144336	144"W X 336"L	22	\$86,096	\$81,151	\$80,792	\$46,256
36"	WDG-36120120	120"W X 120"L	8	\$35,296	\$33,041	\$32,898	\$21,119
	WDG-36120192	120"W X 192"L	12	\$52,920	\$49,540	\$49,326	\$31,664
	WDG-36120240	120"W X 240"L	16	\$65,082	\$60,925	\$60,662	\$38,941
	WDG-36120288	120"W X 288"L	20	\$77,393	\$72,450	\$72,137	\$46,308
	WDG-36120336	120"W X 336"L	22	\$89,793	\$84,057	\$83,694	\$53,727
	WDG-36144120	144"W X 120"L	8	\$36,816	\$34,464	\$34,315	\$22,029
	WDG-36144192	144"W X 192"L	14	\$53,946	\$50,500	\$50,282	\$32,278
	WDG-36144240	144"W X 240"L	16	\$65,919	\$61,708	\$61,442	\$39,442
	WDG-36144288	144"W X 288"L	20	\$78,098	\$73,110	\$72,794	\$46,730
	WDG-36144336	144"W X 336"L	22	\$90,401	\$84,627	\$84,261	\$54,091

Notes : Laminate or Paint can be substituted for veneer on work surfaces at no extra charge •
 Our Deluxe and Standard edges are available 1-3/4" thickness • add 10 % to cost of table top
 *Consult Your Colecraft Representative regarding Price Reduction For Wood Tape
 *Edges WXBVL, LBVL, SE • add 10 % to cost of table top
 *Edges WXWE • Subtract 10 % to cost of table top

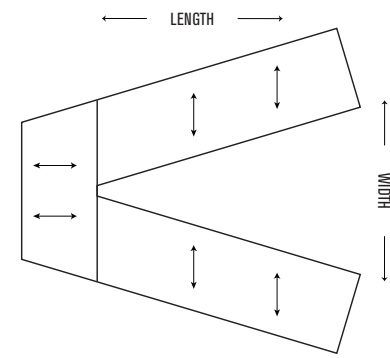
Panel Base Construction

COLECRAFT



Conference Table Tops

COLECRAFT



- | | | |
|-------|------|--------|
| WKNF1 | WBNS | WXWE* |
| WBNS1 | WDRD | WXCR |
| WDRD1 | WRBV | WXBV |
| WRBV1 | WBEV | WXBD |
| WBEV1 | WTRD | WXRD |
| WTRD1 | | WXFL |
| | | WXBVL* |

- LAMINATE TOP
- SE*
 - PVC
 - LBVL*

TABLE TOP DEPTH	MODEL #	DIMENSIONS	SEATS	DELUXE	PREMIUM	STANDARD	BASIC
30"	WDGPL-30120120	120"W X 120"L	8	\$30,253	\$25,664	\$25,551	\$14,629
	WDGPL-30120192	120"W X 192"L	12	\$45,360	\$38,479	\$38,309	\$21,933
	WDGPL-30120240	120"W X 240"L	16	\$55,784	\$47,323	\$47,113	\$26,974
	WDGPL-30120288	120"W X 288"L	20	\$66,337	\$56,274	\$56,025	\$32,076
	WDGPL-30120336	120"W X 336"L	22	\$76,964	\$65,290	\$65,001	\$37,215
	WDGPL-30144120	144"W X 120"L	8	\$31,556	\$26,770	\$26,651	\$15,259
	WDGPL-30144192	144"W X 192"L	14	\$46,239	\$39,225	\$39,051	\$22,358
	WDGPL-30144240	144"W X 240"L	16	\$56,501	\$47,931	\$47,719	\$27,321
	WDGPL-30144288	144"W X 288"L	20	\$66,941	\$56,787	\$56,536	\$32,369
	WDGPL-30144336	144"W X 336"L	22	\$77,486	\$65,733	\$65,441	\$37,468
36"	WDGPL-36120120	120"W X 120"L	8	\$31,766	\$26,763	\$26,648	\$17,106
	WDGPL-36120192	120"W X 192"L	12	\$47,628	\$40,127	\$39,954	\$25,648
	WDGPL-36120240	120"W X 240"L	16	\$58,574	\$49,349	\$49,136	\$31,543
	WDGPL-36120288	120"W X 288"L	20	\$69,654	\$58,685	\$58,431	\$37,509
	WDGPL-36120336	120"W X 336"L	22	\$80,813	\$68,086	\$67,792	\$43,519
	WDGPL-36144120	144"W X 120"L	8	\$33,134	\$27,916	\$27,795	\$17,843
	WDGPL-36144192	144"W X 192"L	14	\$48,551	\$40,905	\$40,728	\$26,145
	WDGPL-36144240	144"W X 240"L	16	\$59,327	\$49,984	\$49,768	\$31,948
	WDGPL-36144288	144"W X 288"L	20	\$70,288	\$59,219	\$58,963	\$37,851
	WDGPL-36144336	144"W X 336"L	22	\$81,361	\$68,548	\$68,251	\$43,814

Notes : Laminates or Paint can be substituted for veneer on work surfaces at no extra charge •
 Our Deluxe and Standard edges are available 1-3/4" thickness • add 10 % to cost of table top
 *Consult Your Colecraft Representative regarding Price Reduction For Wood Tape
 *Edges WXBVL, LBVL, SE • add 10 % to cost of table top
 *Edges WXWE • Subtract 10 % to cost of table top

Rectangle Top with Monolithic Base

COLECRAFT



Conference Table Tops

COLECRAFT

- WKNF1
- WBNS1
- WDRD1
- WRBV1
- WBEV1
- WTRD1

- WBNS
- WDRD
- WRBV
- WBEV
- WTRD

- WXWE*
- WXCR
- WXBV
- WXBD
- WXRD
- WXFL
- WXBVL*


- SE*
- PVC
- LBVL*

TABLE TOP WIDTH	MODEL #	DIMENSIONS	SEATS	WOOD TOP			LAMINATE TOP
				DELUXE	PREMIUM	STANDARD	BASIC
60"	RECMON 60120	60"W X 120"L	12	\$16,800	\$15,118	\$13,272	\$8,816
	RECMON 60144	60"W X 144"L	14	\$23,501	\$21,172	\$18,585	\$11,365
	RECMON 60168	60"W X 168"L	16	\$30,722	\$27,649	\$24,270	\$14,481
	RECMON 60192	60"W X 192"L	18	\$35,945	\$32,352	\$28,398	\$16,754
	RECMON 60216	60"W X 216"L	20	\$40,416	\$36,375	\$31,929	\$19,431
	RECMON 60240	60"W X 240"L	22	\$41,693	\$37,525	\$32,889	\$22,345
	RECMON 60288	60"W X 288"L	26	\$54,537	\$49,083	\$43,084	\$28,948
72"	RECMON 72120	72"W X 120"L	12	\$27,036	\$24,225	\$21,629	\$12,978
	RECMON 72144	72"W X 144"L	14	\$32,702	\$29,301	\$26,161	\$15,697
	RECMON 72168	72"W X 168"L	16	\$38,934	\$34,885	\$31,147	\$18,688
	RECMON 72192	72"W X 192"L	18	\$44,359	\$39,746	\$35,487	\$21,292
	RECMON 72216	72"W X 216"L	20	\$49,713	\$44,542	\$39,770	\$23,862
	RECMON 72264	72"W X 264"L	22	\$54,838	\$49,135	\$43,871	\$26,322
	RECMON 72240	72"W X 240"L	24	\$61,265	\$54,893	\$49,012	\$29,407
	RECMON 72288	72"W X 288"L	26	\$66,624	\$59,695	\$53,299	\$31,979
	RECMON 72312	72"W X 312"L	28	\$71,577	\$64,133	\$57,262	\$34,357
84"	RECMON 84120	84"W X 120"L	14	\$30,633	\$27,448	\$24,507	\$14,704
	RECMON 84144	84"W X 144"L	16	\$36,320	\$32,543	\$29,056	\$17,433
	RECMON 84168	84"W X 168"L	18	\$42,327	\$37,925	\$33,861	\$20,317
	RECMON 84192	84"W X 192"L	20	\$47,983	\$42,992	\$38,386	\$23,032
	RECMON 84216	84"W X 216"L	22	\$53,292	\$47,749	\$42,633	\$25,580
	RECMON 84264	84"W X 240"L	24	\$58,519	\$52,433	\$46,815	\$28,089
	RECMON 84240	84"W X 2266"L	26	\$64,985	\$58,226	\$51,988	\$31,193
	RECMON 84288	84"W X 288"L	28	\$70,906	\$63,532	\$56,725	\$34,035
	RECMON 84312	84"W X 312"L	30	\$76,083	\$68,171	\$60,867	\$36,520
	RECMON 84336	84"W X 336"L	32	\$83,035	\$74,400	\$66,428	\$39,857
	RECMON 84360	84"W X 360"L	34	\$87,235	\$78,163	\$69,788	\$41,873

Notes :
 • Laminate or Paint can be substituted for veneer on work surfaces at no extra charge •
 • Our Deluxe and Standard edges are available 1-3/4" thickness • add 10 % to cost of table top
 • *Consult Your Colecraft Representative regarding Price Reduction For Wood Tape
 • *Edges WXBVL, LBVL, SE • add 10 % to cost of table top
 • *Edges WXWE • Subtract 10 % to cost of table top

Racetrack Top with Monolithic Base

COLECRAFT



Conference Table Tops

COLECRAFT

WOOD TOP

- WKNF1
- WBNS1
- WDRD1
- WRBV1
- WBEV1
- WTRD1

LAMINATE TOP



- WXWE*
- WBCR
- WXBV
- WXBD
- WXRD
- WXFL
- WXBVL*

TABLE TOP WIDTH	MODEL #	DIMENSIONS	SEATS	DELUXE	PREMIUM	STANDARD	BASIC
60"	RTMON 60120	60"W X 120"L	12	\$22,774	\$20,499	\$14,572	\$13,600
	RTMON 60144	60"W X 144"L	14	\$28,988	\$26,088	\$22,902	\$16,009
	RTMON 60168	60"W X 168"L	16	\$40,598	\$36,538	\$32,071	\$22,343
	RTMON 60192	60"W X 192"L	18	\$47,086	\$42,378	\$37,197	\$25,846
	RTMON 60216	60"W X 216"L	20	\$53,571	\$48,214	\$42,321	\$29,824
	RTMON 60240	60"W X 240"L	22	\$55,841	\$50,278	\$44,132	\$34,299
	RTMON 60288	60"W X 288"L	26	\$72,396	\$65,154	\$57,191	\$42,509
72"	RTMON 72120	72"W X 120"L	12	\$33,953	\$30,422	\$27,162	\$16,297
	RTMON 72144	72"W X 144"L	14	\$38,998	\$34,943	\$31,199	\$18,719
	RTMON 72168	72"W X 168"L	16	\$43,845	\$39,285	\$35,076	\$21,045
	RTMON 72192	72"W X 192"L	18	\$48,892	\$43,807	\$39,114	\$23,468
	RTMON 72216	72"W X 216"L	20	\$54,822	\$49,121	\$43,858	\$26,315
	RTMON 72264	72"W X 264"L	22	\$60,704	\$54,391	\$48,564	\$29,138
	RTMON 72240	72"W X 240"L	24	\$67,468	\$60,451	\$53,974	\$32,384
	RTMON 72288	72"W X 288"L	26	\$73,448	\$65,809	\$58,758	\$35,255
	RTMON 72312	72"W X 312"L	28	\$80,476	\$72,106	\$64,381	\$38,628
84"	RTMON 84120	84"W X 120"L	14	\$38,267	\$34,287	\$30,613	\$18,368
	RTMON 84144	84"W X 144"L	16	\$43,377	\$38,865	\$34,701	\$20,821
	RTMON 84168	84"W X 168"L	18	\$48,002	\$43,010	\$38,402	\$23,041
	RTMON 84192	84"W X 192"L	20	\$53,370	\$47,819	\$42,696	\$25,618
	RTMON 84216	84"W X 216"L	22	\$59,300	\$53,133	\$47,440	\$28,464
	RTMON 84264	84"W X 240"L	24	\$65,239	\$58,454	\$52,191	\$31,315
	RTMON 84240	84"W X 2266"L	26	\$72,040	\$64,548	\$57,632	\$34,579
	RTMON 84288	84"W X 288"L	28	\$78,634	\$70,456	\$62,907	\$37,744
	RTMON 84312	84"W X 312"L	30	\$85,144	\$76,289	\$68,115	\$40,869
	RTMON 84336	84"W X 336"L	32	\$91,430	\$81,922	\$73,144	\$43,887
	RTMON 84360	84"W X 360"L	34	\$96,008	\$86,023	\$76,806	\$46,084

Notes :
 Laminate or Paint can be substituted for veneer on work surfaces at no extra charge •
 Our Deluxe and Standard edges are available 1-3/4" thickness • add 10 % to cost of table top
 *Consult Your Colecraft Representative regarding Price Reduction For Wood Tape
 *Edges WXBVL, LBVL, SE • add 10 % to cost of table top
 *Edges WXWE • Subtract 10 % to cost of table top

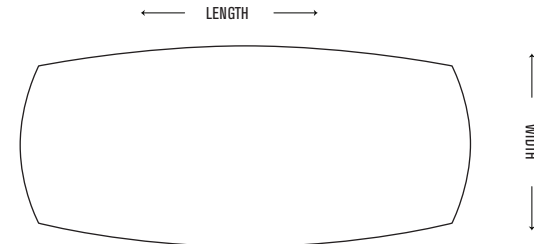
Arched End Boat Top with Monolithic Base

COLECRAFT



Conference Table Tops

COLECRAFT



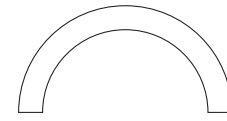
- | | | | |
|--|---|--|--|
| <ul style="list-style-type: none"> WKNF1 WBNS1 WDRD1 WRBV1 WBEV1 WTRD1 | <ul style="list-style-type: none"> WBNS WDRD WRBV WBEV WTRD | <ul style="list-style-type: none"> WXWE* WXCR WXBV WXBD WXRD WXFL WXBVL* | <ul style="list-style-type: none"> SE* PVC LBVL* |
|--|---|--|--|

TABLE TOP WIDTH	MODEL #	DIMENSIONS	SEATS	WOOD TOP			LAMINATE TOP
				DELUXE	PREMIUM	STANDARD	BASIC
60"	AEBMON 60120	60"W X 120"L	12	\$20,894	\$18,806	\$13,369	\$12,477
	AEBMON 60144	60"W X 144"L	14	\$26,594	\$23,934	\$21,011	\$14,687
	AEBMON 60168	60"W X 168"L	16	\$37,246	\$33,521	\$29,423	\$20,498
	AEBMON 60192	60"W X 192"L	18	\$43,198	\$38,878	\$34,126	\$23,712
	AEBMON 60216	60"W X 216"L	20	\$49,147	\$44,233	\$38,826	\$27,362
	AEBMON 60240	60"W X 240"L	22	\$51,230	\$46,127	\$40,488	\$31,467
	AEBMON 60288	60"W X 288"L	26	\$66,418	\$59,775	\$52,469	\$38,999
72"	AEBMON 72120	72"W X 120"L	12	\$30,963	\$27,743	\$24,770	\$14,862
	AEBMON 72144	72"W X 144"L	14	\$36,599	\$32,793	\$29,279	\$17,568
	AEBMON 72168	72"W X 168"L	16	\$41,535	\$37,215	\$33,228	\$19,937
	AEBMON 72192	72"W X 192"L	18	\$46,276	\$41,463	\$37,021	\$22,212
	AEBMON 72216	72"W X 216"L	20	\$52,816	\$47,324	\$42,253	\$25,352
	AEBMON 72264	72"W X 264"L	22	\$59,112	\$52,964	\$47,289	\$28,374
	AEBMON 72240	72"W X 240"L	24	\$66,216	\$59,330	\$52,973	\$31,784
	AEBMON 72288	72"W X 288"L	26	\$72,565	\$65,018	\$58,052	\$34,831
	AEBMON 72312	72"W X 312"L	28	\$80,510	\$72,137	\$64,408	\$38,645
	84"	AEBMON 84120	84"W X 120"L	14	\$33,397	\$29,924	\$26,718
AEBMON 84144		84"W X 144"L	16	\$39,100	\$35,033	\$31,280	\$18,768
AEBMON 84168		84"W X 168"L	18	\$43,845	\$39,285	\$35,076	\$21,045
AEBMON 84192		84"W X 192"L	20	\$49,793	\$44,614	\$39,834	\$23,900
AEBMON 84216		84"W X 216"L	22	\$54,562	\$48,888	\$43,650	\$26,190
AEBMON 84264		84"W X 240"L	24	\$61,909	\$55,471	\$49,527	\$29,716
AEBMON 84240		84"W X 266"L	26	\$69,495	\$62,267	\$55,596	\$33,357
AEBMON 84288		84"W X 288"L	28	\$77,336	\$69,293	\$61,869	\$37,121
AEBMON 84312		84"W X 312"L	30	\$84,219	\$75,460	\$67,375	\$40,425
AEBMON 84336		84"W X 336"L	32	\$90,074	\$80,706	\$72,059	\$43,236
AEBMON 84360		84"W X 360"L	34	\$95,170	\$85,272	\$76,136	\$45,681

Notes :
 • Laminate or Paint can be substituted for veneer on work surfaces at no extra charge •
 • Our Deluxe and Standard edges are available 1-3/4" thickness • add 10 % to cost of table top
 • *Consult Your Colecraft Representative regarding Price Reduction For Wood Tape
 • *Edges WXBVL, LBVL, SE • add 10 % to cost of table top
 • *Edges WXWE • Subtract 10 % to cost of table top



Half Circle

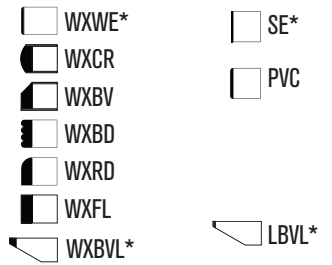


MODEL #	DIMENSIONS	SEATS	JAMERSTOWN (VN)	WILLIAMSBURG (VN)	AMHERST (VN)	AURORA (LM)
HCCC-30120	120"W X 60"D X 36/29"H	6	\$42,869	\$34,005	\$29,538	\$23,429
HCCC-30144	144"W X 72"D X 36/29"H	7	\$51,868	\$41,144	\$35,738	\$28,348
HCCC-30168	168"W X 84"D X 36/29"H	8	\$60,512	\$48,001	\$41,695	\$33,072
HCCC-30192	192"W X 96"D X 36/29"H	9	\$72,573	\$57,568	\$50,005	\$39,664
HCCC-30240	240"W X 120"D X 36/29"H	12	\$90,040	\$71,423	\$62,040	\$49,210
HCCC-30288	288"W X 144"D X 36/29"H	15	\$110,365	\$87,546	\$76,045	\$60,319

Bow



ARCC-30144	144"W X 36/29"H	5	\$34,579	\$27,429	\$23,826	\$18,898
ARCC-30168	168"W X 36/29"H	6	\$40,342	\$32,001	\$27,797	\$22,048
ARCC-30192	192"W X 36/29"H	7	\$48,382	\$38,379	\$33,336	\$26,443
ARCC-30288	288"W X 36/29"H	10	\$73,577	\$58,364	\$50,696	\$40,212



Colecraft Commercial Furnishings

1021 Allen Street - Jamestown, NY 14701

Phone: (844)-500-9356 • (716) 488-2810

www.colecraftcf.com

Fax: (716) 488-2824

Notes :
Laminate or Paint can be substituted for veneer on work surfaces at no extra charge •
Our Deluxe and Standard edges are available 1-3/4" thickness • add 10 % to cost of table top
*Consult Your Colecraft Representative regarding Price Reduction For Wood Tape
*Edges WXBVL, LBVL, SE • add 10 % to cost of table top
*Edges WXWE • Subtract 10 % to cost of table top

CASEGOODS

PARSONS, OCCASIONAL TABLES &
VISUAL PRESENTATION



SPECIFICATION GUIDE

REV 111924

NOTE: Due to the recent unanticipated cost increase of raw materials please call to confirm list pricing before you quote your clients

COLECRAFT
The Art of Detail™

CASEGOODS

Storage and Wall Furniture

Typicals _____ 3
 29" high _____ 5
 36" high _____ 6 - 7
 45" hutches _____ 8
 Mobile storage _____ 9

Compose Credenzas

Buffet Height 36" _____ 12
 Footed Buffet Height 36" _____ 14
 Conference Height 29" _____ 16
 Footed Conference Height 29" _____ 18
 Low 24" and Wall Hung 18" Height _____ 20

Public Spaces

Classic parsons tables _____ 22
 Panel parsons tables _____ 24
 Waterfall tables _____ 26
 Height Adjustable Parsons _____ 28
 Standing Height Teachers Lectern _____ 29
 Cube tables _____ 30
 Drum tables _____ 31
 Pedestals _____ 32
 Display Cases _____ 33
 Lecterns _____ 34 - 35
 Adjustable Height Lecterns _____ 36
 Lockers _____ 37

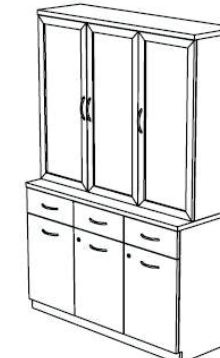
Visual Presentation

Tackboards _____ 38
 Whiteboards _____ 40
 Presentation cabinets _____ 42

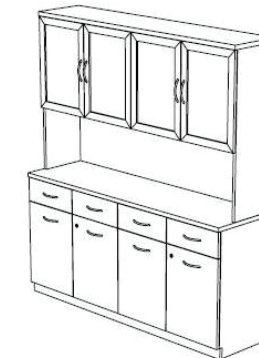
Dining Typicals



Typical WFN-211
 36" Wide Wall
 36"W Base with Drawers
 36"W Partial Dr Hutch - Solid Doors



Typical WFN-212
 54" Wide Wall
 54"W Base with Drawers
 18"W Full Dr Hutch - Glass Drs
 36"W Full Dr Hutch - Glass Drs



Typical WFN-213
 72" Wide Wall
 72"W Base with Drawers
 72"W Partial Dr Hutch - Glass Drs

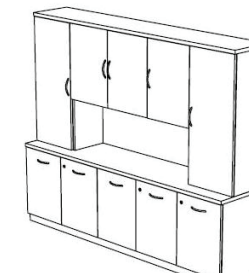


Typical WFN-214
 90" Wide Wall
 54"W Base with Drawers
 2 - 18"W One Dr Base (36"H)
 54"W Partial Dr Hutch - Glass Drs
 2 - 18"W Full Dr Hutches - Glass Drs

Conference Room Typicals



Typical WFN-215
 72" Wide Wall
 36"W Lateral File Base
 2 - 18"W One Dr Base (30"H)
 2 - 18"W Full Dr Hutches - Solid Drs
 36"W Partial Dr Hutch - Solid Drs



Typical WFN-216
 90" Wide Wall
 90"W 5 Dr Base (30" or 36" H)
 54"W Partial Dr Hutch - Solid Drs
 2 - 18"W Full Dr Hutches - Solid Drs



Typical WFN-217
 108" Wide Wall
 2 - 36"W Lateral File Bases
 2 - 18"W One Dr Bases (30"H)



Typical WFN-218
 180" Wide Wall
 2 - 36"W Lateral File Bases
 2 - 36"W Open Bases (30"H)
 2 - 18"W One Dr Bases (30"H)
 2 - 18"W Full Dr Hutches - Solid Drs
 2 - 36"W Full Dr Hutches - No Drs
 2 - 36"W Full Dr Hutches - Solid Drs

Audio Visual Wall Typicals



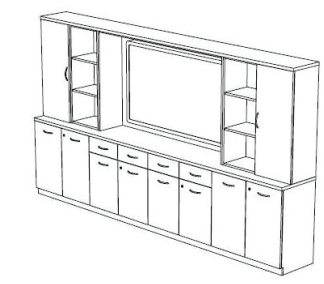
Typical WFN-219
 36" Cabinet for Video
 36"W Base with Drawers
 (30" or 36"H)



Typical WFN-220
 72" Wall w/ 36" Video
 72"W 4 Dr Base (30" or 36"H)
 36"W Video Panel Hutch for 32"
 2 - 18"W Full Dr Hutches - No Drs




Typical WFN-221
 126" Wall w/ 54" Video
 2 - 36"W Open Bases (30" or 36"H)
 54"W 3 Dr Base (30" or 36"H)
 54"W Video Panel Hutch for 42"
 2 - 36"W Full Dr Hutches - No Drs



Typical WFN-222
 144" Wall w/ 72" Video
 72"W Four Dr Base with Drawers
 2 - 36"W Two Dr Bases (36"H)
 72"W Video Panel Hutch for 52"
 2 - 18"W Full Dr Hutches - No Drs
 2 - 18"W Full Dr Hutches - Solid Drs

Credenza - 29" Table Height



- Features:
- Adjustable shelves
 - European hinges
 - Adjustable floor glides
 - Add locks \$125 Per drawer/bay
 - Multiple hardware options
 - Option to use individual tops or one continuous top on all bases

- WKNF1
- WBNS1
- WDRD1
- WRBV1
- WBEV1
- WTRD1





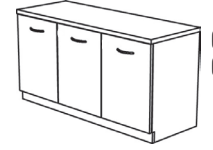
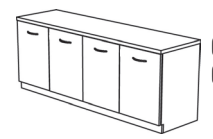
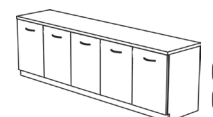
WOOD EDGE

- WBNS
- WDRD
- WRBV
- WBEV
- WTRD

- WXWE*
- WXCR
- WXBV
- WXBD
- WXRD
- WXFL
- WXBVL*

LAMINATE/PVC

- SE*
- PVC
- LBVL*


	MODEL #	DIMENSIONS	MATERIAL	DELUXE	PREMIUM	STANDARD	BASIC	
ONE DOOR		CR D1 VN 182029	18" w x 20" d x 29" h	WOOD	\$3,789	\$3,525	\$3,259	N/A
		CR D1 LM 182029	18" w x 20" d x 29" h	LAMINATE	\$3,150	\$2,976	\$2,803	\$2,629
TWO DOOR		CR D2 VN 362029	36" w x 20" d x 29" h	WOOD	\$5,873	\$5,464	\$5,052	N/A
		CR D2 LM 362029	36" w x 20" d x 29" h	LAMINATE	\$4,988	\$4,654	\$4,319	\$4,076
LATERAL FILE		CR LAT VN 362029	36" w x 20" d x 29" h	WOOD	\$6,461	\$6,009	\$5,556	N/A
		CR LAT LM 362029	36" w x 20" d x 29" h	LAMINATE	\$5,396	\$5,061	\$4,725	\$4,483
OPEN BASE		CR BK2 VN 362029	36" w x 20" d x 29" h	WOOD	\$5,287	\$4,950	\$4,547	N/A
		CR BK2 LM 362029	36" w x 20" d x 29" h	LAMINATE	\$4,580	\$4,276	\$3,911	\$3,668
THREE DOOR		CR D3 VN 542029	54" w x 20" d x 29" h	WOOD	\$6,991	\$6,503	\$6,012	N/A
		CR D3 LM 542029	54" w x 20" d x 29" h	LAMINATE	\$6,095	\$5,649	\$5,203	\$4,851
FOUR DOOR		CR D4 VN 722029	72" w x 20" d x 29" h	WOOD	\$8,179	\$7,584	\$7,034	N/A
		CR D4 LM 722029	72" w x 20" d x 29" h	LAMINATE	\$6,666	\$6,380	\$6,093	\$5,675
FIVE DOOR		CR D5 VN 902029	90" w x 20" d x 29" h	WOOD	\$9,570	\$8,901	\$8,230	N/A
		CR D5 LM 902029	90" w x 20" d x 29" h	LAMINATE	\$8,387	\$7,774	\$7,160	\$6,640

Notes : WOOD EDGE PROFILE ON FRONT OF TOP ONLY. ADD 10% FOR WOOD EDGE PROFILE ON THREE SIDES. Our Deluxe and Standard edges are available 1-3/4" thickness add 10 % • Edges WXBVL, LBVL add 5% • SE Add 10% • Edge WXWE subtract 10% • Optional Lock Add \$125 per Drawer Bay Color options Black, Silver, White • Optional Finished Back add 15% • Dura-Coat Available at the same price as Veneer

Casegoods Storage & Wall Furniture

COLECRAFT

Credenza - 36" Buffet Height



Features:

- Adjustable shelves
- European hinges
- Adjustable floor glides
- Add locks \$125 Per drawer/bay
- Multiple hardware options
- Option to use individual tops or one continuous top on all bases

WKNF1

WBNS1

WDRD1

WRBV1

WBEV1

WTRD1

WBNS

WDRD

WRBV

WBEV

WTRD

WXWE*

WXCR

WXBV

WXBD

WXRD

WXFL

WXBVL*

SE*

PVC

LBVL*


	MODEL #	DIMENSIONS	MATERIAL	DELUXE	PREMIUM	STANDARD	BASIC
ONE DOOR	CR D1 VN 182036	18"w x 20"d x 36"h	WOOD	\$4,976	\$4,436	\$4,073	N/A
	CR D1 LM 182036	18"w x 20"d x 36"h	LAMINATE	\$3,622	\$3,424	\$3,224	\$3,024
TWO DOOR	CR D2 VN 362036	36"w x 20"d x 36"h	WOOD	\$7,343	\$6,830	\$6,314	N/A
	CR D2 LM 362036	36"w x 20"d x 36"h	LAMINATE	\$5,736	\$5,351	\$4,967	\$4,687
OPEN BASE	CR BK2 VN 362036	36"w x 20"d x 36"h	WOOD	\$6,610	\$6,147	\$5,683	N/A
	CR BK2 LM 362036	36"w x 20"d x 36"h	LAMINATE	\$5,269	\$4,719	\$4,499	\$4,220
THREE DOOR	CR D3 VN 542036	54"w x 20"d x 36"h	WOOD	\$8,739	\$8,128	\$7,515	N/A
	CR D3 LM 542036	54"w x 20"d x 36"h	LAMINATE	\$7,008	\$6,496	\$5,984	\$5,579
FOUR DOOR	CR D4 VN 722036	72"w x 20"d x 36"h	WOOD	\$10,224	\$9,509	\$8,793	N/A
	CR D4 LM 722036	72"w x 20"d x 36"h	LAMINATE	\$7,667	\$7,338	\$7,008	\$6,526
FIVE DOOR	CR D5 VN 902036	90"w x 20"d x 36"h	WOOD	\$11,963	\$11,126	\$10,288	N/A
	CR D5 LM 902036	90"w x 20"d x 36"h	LAMINATE	\$9,644	\$8,959	\$8,273	\$7,636

Notes : WOOD EDGE PROFILE ON FRONT OF TOP ONLY. ADD 10% FOR WOOD EDGE PROFILE ON THREE SIDES. Our Deluxe and Standard edges are available 1-3/4" thickness add 10% • Edges WXBVL, LBVL add 5% • SE Add 10% • Edge WXWE subtract 10% • Optional Lock Add \$125 per Drawer Bay Color options Black, Silver, White • Optional Finished Back add 15% • Dura-Coat Available at the same price as Veneer

Casegoods Storage & Wall Furniture

COLECRAFT

Credenza with Drawers - 36" Buffet Height



Features:

- Adjustable shelves
- European hinges
- Locking casters
- Optional flip up shelves can be added
- Add locks \$125 Per drawer/bay
- Optional gallery rail can be added
- Hardware options are in our Finishes and Hardware Guide

WKNF1

WBNS1

WDRD1

WRBV1

WBEV1

WTRD1

WBNS

WDRD

WRBV

WBEV

WTRD

WXWE*

WXCR

WXBV

WXBD

WXRD

WXFL

WXBVL*

SE*

PVC

LBVL*

	MODEL #	DIMENSIONS	MATERIAL	DELUXE	PREMIUM	STANDARD	BASIC
ONE DRAWER/DOOR	CR DD1 VN 182036	18"w x 20"d x 36"h	WOOD	\$5,095	\$4,831	\$4,567	N/A
	CR DD1 LM 182036	18"w x 20"d x 36"h	LAMINATE	\$3,690	\$3,516	\$3,343	\$3,170
TWO DRAWER/DOOR	CR DD2 VN 362036	36"w x 20"d x 36"h	WOOD	\$7,900	\$7,489	\$7,077	N/A
	CR DD2 LM 362036	36"w x 20"d x 36"h	LAMINATE	\$5,825	\$5,492	\$5,156	\$4,914
OPEN SHELF	CR BK3 VN 362036	36"w x 20"d x 36"h	WOOD	\$7,109	\$6,740	\$6,370	N/A
	CR BK3 LM 362036	36"w x 20"d x 36"h	LAMINATE	\$5,242	\$4,826	\$4,641	\$4,423
THREE DRAWER/DOOR	CR DD3 VN 542036	54"w x 20"d x 36"h	WOOD	\$9,400	\$8,911	\$8,422	N/A
	CR DD3 LM 542036	54"w x 20"d x 36"h	LAMINATE	\$7,091	\$6,646	\$6,200	\$5,849
FOUR DRAWER/DOOR	CR DD4 VN 722036	72"w x 20"d x 36"h	WOOD	\$11,003	\$10,432	\$9,859	N/A
	CR DD4 LM 722036	72"w x 20"d x 36"h	LAMINATE	\$7,834	\$7,546	\$7,259	\$6,841
FIVE DRAWER/DOOR	CR DD5 VN 902036	90"w x 20"d x 36"h	WOOD	\$12,875	\$12,206	\$11,535	N/A
	CR DD5 LM 902036	90"w x 20"d x 36"h	LAMINATE	\$9,751	\$9,155	\$8,559	\$8,006

Notes : WOOD EDGE PROFILE ON FRONT OF TOP ONLY. ADD 10% FOR WOOD EDGE PROFILE ON THREE SIDES. Our Deluxe and Standard edges are available 1-3/4" thickness add 10% • Edges WXBVL, LBVL add 5% • SE Add 10% • Edge WXWE subtract 10% • Optional Lock Add \$125 per Drawer Bay Color options Black, Silver, White • Optional Finished Back add 15% • Dura-Coat Available at the same price as Veneer

Casegoods Storage & Wall Furniture

Credenza Hutch- 45" Height

The credenza hutches can be used in combination with any of our credenzas. They are available with and without doors in a variety of sizes and styles in the veneer or laminate of your choice. We also offer a video panel hutch unit to accommodate 32", 42" or 52" flat panel monitors, this unit includes the video mount. The possibilities are endless in creating the perfect wall storage configuration for your office, conference room, training room, lobby or dining area.

WOOD EDGE		LAMINATE/PVC	
WKNF1	WBNS	WXWE*	SE*
WBNS1	WDRD	WXCR	PVC
WDRD1	WRBV	WXBV	
WRBV1	WBEV	WXBD	
WBEV1	WTRD	WXRD	
WTRD1		WXFL	
		WXBVL*	LBVL*

MODEL #	DIMENSIONS	MATERIAL	DELUXE	PREMIUM	STANDARD	BASIC
OPEN HUTCH - SOLID DOOR - GLASS FRAMED DOOR						
HU ND VN 181545	18"w x 15"d x 45"h	WOOD	\$2,879	\$2,811	\$2,742	N/A
HU ND LM 181545	18"w x 15"d x 45"h	LAMINATE	\$2,159	\$2,108	\$2,056	\$1,780
HU FSD VN 181545	18"w x 15"d x 45"h	WOOD	\$3,282	\$3,204	\$3,125	N/A
HU FSD LM 181545	18"w x 15"d x 45"h	LAMINATE	\$2,463	\$2,420	\$2,345	\$2,030
HU FGD VN 181545	18"w x 15"d x 45"h	WOOD	\$3,850	\$3,759	\$3,667	N/A
HU FGD LM 181545	18"w x 15"d x 45"h	LAMINATE	N/A	N/A	N/A	N/A
OPEN HUTCH - SOLID DOOR - GLASS FRAMED DOOR						
HU ND VN 361545	36"w x 15"d x 45"h	WOOD	\$4,431	\$4,326	\$4,220	N/A
HU ND LM 361545	36"w x 15"d x 45"h	LAMINATE	\$3,323	\$3,244	\$3,165	\$2,373
HU FSD VN 361545	36"w x 15"d x 45"h	WOOD	\$5,051	\$4,930	\$4,810	N/A
HU FSD LM 361545	36"w x 15"d x 45"h	LAMINATE	\$3,787	\$3,698	\$3,607	\$2,705
HU FGD VN 361545	36"w x 15"d x 45"h	WOOD	\$5,924	\$5,784	\$5,642	N/A
HU FGD LM 361545	36"w x 15"d x 45"h	LAMINATE	N/A	N/A	N/A	N/A
SOLID DOOR - GLASS FRAMED DOOR						
HU CSD VN 361545	36"w x 15"d x 45"h	WOOD	\$4,426	\$4,321	\$4,215	N/A
HU CSD LM 361545	36"w x 15"d x 45"h	LAMINATE	\$3,320	\$3,241	\$3,161	\$2,370
HU CGFD VN 361545	36"w x 15"d x 45"h	WOOD	\$4,930	\$4,813	\$4,694	N/A
HU CGFD LM 361545	36"w x 15"d x 45"h	LAMINATE	N/A	N/A	N/A	N/A
SOLID DOOR - GLASS FRAMED DOOR						
HU CSD VN 541545	54"w x 15"d x 45"h	WOOD	\$6,237	\$6,088	\$5,939	N/A
HU CSD LM 541545	54"w x 15"d x 45"h	LAMINATE	\$4,677	\$4,565	\$4,453	\$3,340
HU CGFD VN 541545	54"w x 15"d x 45"h	WOOD	\$6,947	\$6,782	\$6,617	N/A
HU CGFD LM 541545	54"w x 15"d x 45"h	LAMINATE	N/A	N/A	N/A	N/A
SOLID DOOR - GLASS FRAMED DOOR						
HU CSD VN 721545	72"w x 15"d x 45"h	WOOD	\$8,047	\$7,855	\$7,664	N/A
HU CSD LM 721545	72"w x 15"d x 45"h	LAMINATE	\$6,035	\$5,891	\$5,748	\$4,311
HU CGFD VN 721545	72"w x 15"d x 45"h	WOOD	\$8,964	\$8,736	\$8,537	N/A
HU CGFD LM 721545	72"w x 15"d x 45"h	LAMINATE	N/A	N/A	N/A	N/A
HUTCH FRO 32", 42", 52" TV						
HU VD VN 361545	36"w x 15"d x 45"h	WOOD	\$6,126	\$6,042	\$5,958	N/A
HU VD LM 361545	36"w x 15"d x 45"h	LAMINATE	\$5,244	\$5,241	\$5,118	\$4,488
HU VD VN 541545	54"w x 15"d x 45"h	WOOD	\$7,654	\$7,533	\$7,413	N/A
HU VD LM 541545	54"w x 15"d x 45"h	LAMINATE	\$6,390	\$6,301	\$6,210	\$5,307
HU VD VN 721545	72"w x 15"d x 45"h	WOOD	\$9,182	\$9,025	\$8,868	N/A
HU VD LM 721545	72"w x 15"d x 45"h	LAMINATE	\$7,535	\$7,419	\$7,302	\$6,126

Notes : WOOD EDGE PROFILE ON FRONT OF TOP ONLY. ADD 10% FOR WOOD EDGE PROFILE ON THREE SIDES. Our Deluxe and Standard edges are available 1-3/4" thickness add 10% • Edges WXBVL, LBVL add 5% • SE Add 10% • Edge WXWE subtract 10% • Optional Lock Add \$125 per Drawer Bay Color options Black, Silver, White • Optional Finished Back add 15% • Dura-Coat Available at the same price as Veneer

Casegoods Storage & Wall Furniture

Mobile Storage And Service Carts

WOOD EDGE		LAMINATE/PVC	
WKNF1	WBNS	WXWE*	SE*
WBNS1	WDRD	WXCR	PVC
WDRD1	WRBV	WXBV	
WRBV1	WBEV	WXBD	
WBEV1	WTRD	WXRD	
WTRD1		WXFL	
		WXBVL*	LBVL*

MODEL #	DIMENSIONS	MATERIAL	DELUXE	PREMIUM	STANDARD	BASIC
TWO DOOR MOBILE STORAGE						
MBS D2 VN 362636	36"w x 26"d x 36"h	WOOD	\$7,091	\$7,003	\$6,488	N/A
MBS D2 LM 362636	36"w x 26"d x 36"h	LAMINATE	\$5,575	\$5,525	\$5,140	\$4,861
2 DRAWER/DOOR MOBILE STORAGE						
MBS DD2 VN 362636	36"w x 26"d x 36"h	WOOD	\$7,616	\$7,662	\$7,251	N/A
MBS DD2 LM 362636	36"w x 26"d x 36"h	LAMINATE	\$5,659	\$5,665	\$5,330	\$5,087
FLIP UP SHELVES						
MBS FUS VN 1226	12"w x 26"d	WOOD	\$1,337	\$1,252	\$1,087	\$868
MBS FUS LM 1226	12"w x 26"d	LAMINATE	N/A	N/A	N/A	N/A
GALLERY RAIL						
MBS GR VN 363	36"w x 3"h	WOOD	\$1,053	\$1,117	\$1,117	\$1,117
MBS GR LM 363	36"w x 3"h	LAMINATE	N/A	N/A	N/A	N/A


Notes : WOOD EDGE PROFILE ON FRONT OF TOP ONLY. ADD 10% FOR WOOD EDGE PROFILE ON THREE SIDES. Our Deluxe and Standard edges are available 1-3/4" thickness add 10% • Edges WXBVL, LBVL add 5% • SE Add 10% • Edge WXWE subtract 10% • Optional Lock Add \$125 per Drawer Bay Color options Black, Silver, White • Optional Finished Back add 15% • Dura-Coat Available at the same price as Veneer

Casegoods *Compose* Credenzas

COLECRAFT

Colecraft Compose Credenzas are completely Customizable To suit your specific needs. Choose the size that best fits your Area. Next Compose your Credenza with the components that suit your needs.

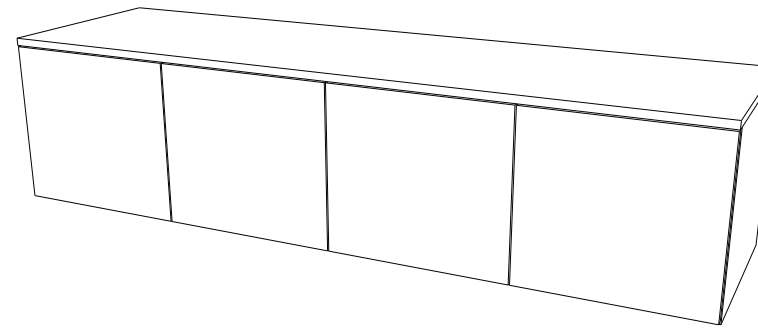
First choose the size of the credenza that suits you
 Second Customize it to suit your specific needs with the components on the adjacent page.



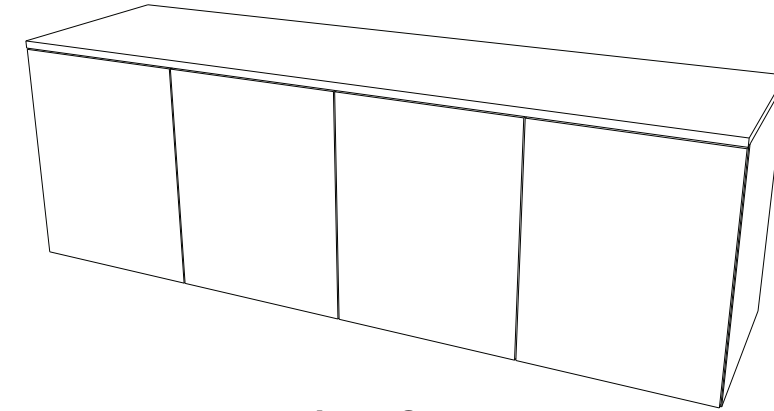
Casegoods *Compose* Credenzas

COLECRAFT

Compose Options



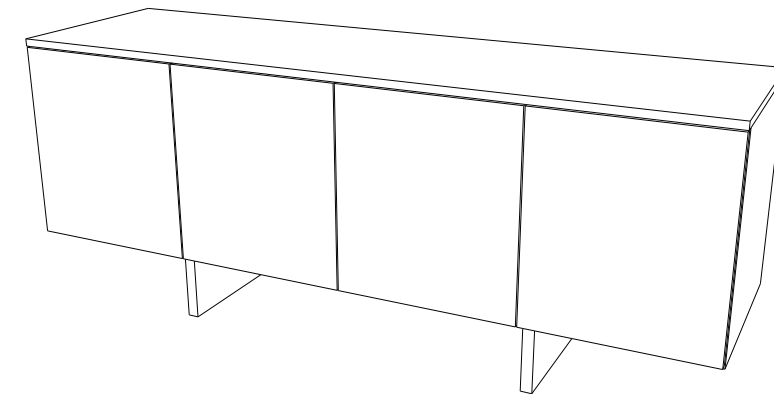
WALL HUNG OPTION




LOW OPTION



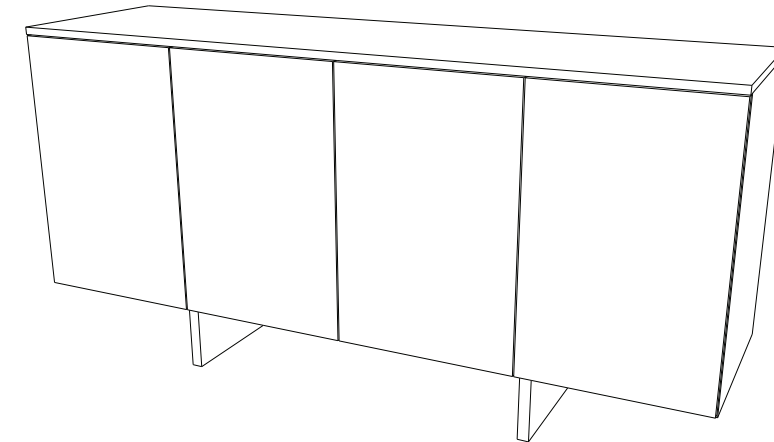
CONFERENCE FLOOR



CONFERENCE LEGGED



BUFFET FLOOR



BUFFET LEGGED

General Information:


- Tops are 3/4"-thick. Specialty Tops add an Additional Height
- Credenzas include one adjustable shelf behind each door
- Equipment racks hold 12RU and include a thermostatically controlled fan and plug strip
- Refrigerators are Sold Separately

- Locks are Optional \$125 per Drawer/Bay
- Finished Back Available add15%
- Hardware options are in our Finishes and Hardware Guide
- Dura-Coat Solids Available at Same Price as Veneer


Casegoods *Compose* Credenzas

Compose Buffet Height Credenzas


COLECRAFT




First choose the size of the credenza that suits you
Second Customize it to suit your specific needs with the components on the adjacent page.




SIZE 36"W x 24"D x 36"H	Two Doors	MODEL # CCBH 362436	VENEER \$5,682	LAMINATE \$4,546
----------------------------	-----------	------------------------	-------------------	---------------------



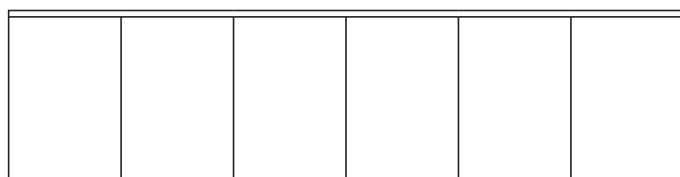
54"W x 24"D x 36"H	Three Doors	CCBH 542436	\$6,764	\$5,411
--------------------	-------------	-------------	---------	---------



72"W x 24"D x 36"H	Four Doors	CCBH 722436	\$7,914	\$6,331
--------------------	------------	-------------	---------	---------



90"W x 24"D x 36"H	Five Doors	CCBH 902436	\$9,259	\$7,407
--------------------	------------	-------------	---------	---------




108"W x 24"D x 36"H	six doors	CCBH 1082436	\$10,832	\$8,666
---------------------	-----------	--------------	----------	---------

Casegoods *Compose* Credenzas

Compose Buffet Height Floor Components Customize your Credenza

COLECRAFT

HINGED
DOOR/BOX DRAWER




CBH HD
VENEER + \$582
LAMINATE + \$466

BOX
FILE FILE



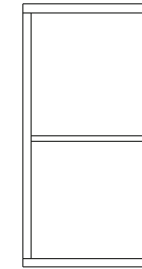
CBH BFF
VENEER + \$582
LAMINATE + \$466

FOUR
DRAWER




CBH 4D
VENEER + \$582
LAMINATE + \$466

OPEN ADJUSTABLE
SHELF




CBH AS
VENEER - \$497
LAMINATE - \$398

DOUBLE
HINGED DOOR/DRAWER




CBH 36 DHDD
VENEER + \$716
LAMINATE + \$573

LATERAL FILE
WITH DRAWER



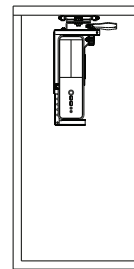
CBH 36 LAT
VENEER + \$716
LAMINATE + \$573

OPEN ADJUSTABLE
SHELVES



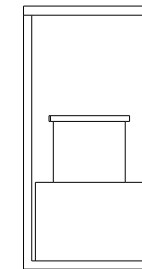
CBH 36 LAT
VENEER - \$497
LAMINATE - \$398

CPU
HOLDER
(WITH DOOR)



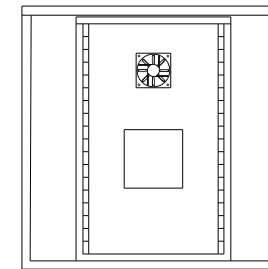
CPUH +\$472

HEAVY DUTY SLIDE OUT DOUBLE
TRASH/RECYCLING RECEPTACLE
(WITH DOOR)




TRPO +\$1045

TEMPERATURE CONTROLLED
A/V UNIT
(WITH DOOR)



CCCAV
FIXED PLACE + \$1,171
SLIDE OUT + \$3,688

REFRIGERATOR STOW
(WITH DOOR)
*Refrigerator sold separately



CCBHFRG \$0

COMPOSE TOP OPTIONS FOR 24" DEPTH	36" PRICE ADDER	54" PRICE ADDER	72" PRICE ADDER	90" PRICE ADDER	108" PRICE ADDER
GLASS	\$861	\$1,211	\$1,562	\$1,912	\$2,263
BACK PAINTED GLASS	\$1,563	\$2,265	\$2,966	\$3,667	\$4,369
SOLID SURFACE	\$1,745	\$2,928	\$4,111	\$4,984	\$5,856
RAISED KNIFE	\$199	\$290	\$381	\$472	\$563
STONE: MARBLE, GRANITE QUARTZ & KRYSTALCAST ARE AVAILABLE PLEASE CALL FOR PRICING					

General Information:

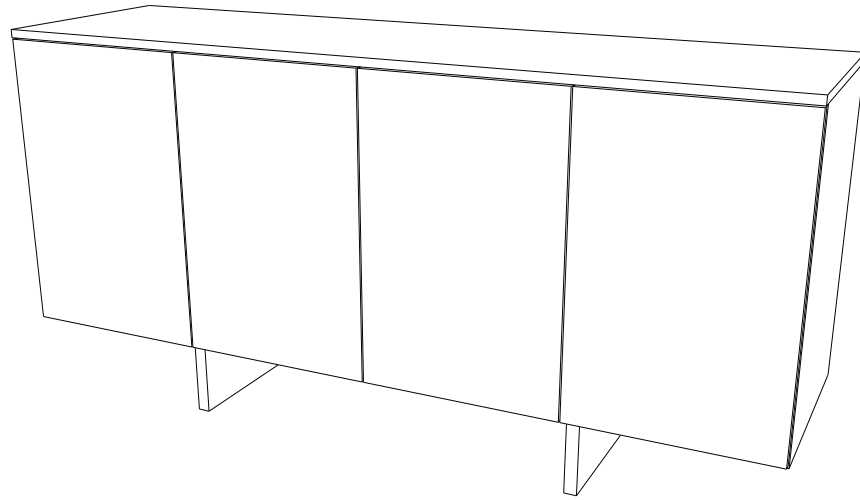
- Tops are 3/4"-thick. Specialty Tops add an Additional Height
- Credenzas include one adjustable shelf behind each door
- Equipment racks hold 12RU and include a thermostatically controlled fan and plug strip
- Refrigerators are Sold Separately

- Locks are Optional \$125 per Drawer/Bay
- Finished Back Available add15%
- Hardware options are in our Finishes and Hardware Guide
- Dura-Coat Solids Available at Same Price as Veneer

Casegoods *Compose* Credenzas

Compose Footed Buffet Height Credenzas

COLECRAFT



BRUSHED STAINLESS BLADE




BSB

CONTEMPORARY FOOT




CTF


First choose the size of the credenza that suits you
Second Customize it to suit your specific needs with the components on the adjacent page.




SIZE	Doors	MODEL #	VENEER	LAMINATE
36"W x 24"D x 36"H	Two Doors	CCFBH 362436	\$5,398	\$4,319




54"W x 24"D x 36"H	Three Doors	CCFBH 542436	\$6,426	\$5,140
--------------------	-------------	--------------	---------	---------



72"W x 24"D x 36"H	Four Doors	CCFBH 722436	\$7,519	\$6,015
--------------------	------------	--------------	---------	---------



90"W x 24"D x 36"H	Five Doors	CCFBH 902436	\$8,796	\$7,037
--------------------	------------	--------------	---------	---------



108"W x 24"D x 36"H	six doors	CCFBH 1082436	\$10,291	\$8,232
---------------------	-----------	---------------	----------	---------

Casegoods *Compose* Credenzas

Compose Buffet Height Floor Components Customize your Credenza


COLECRAFT

FILE FILE



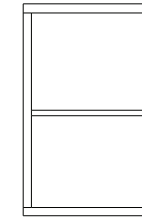
CFF FF
VENEER + \$472
LAMINATE + \$389

BOX BOX FILE



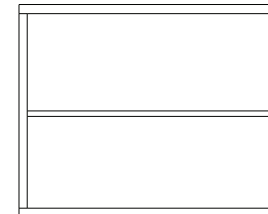
CFF BF
VENEER + \$472
LAMINATE + \$389

OPEN ADJUSTABLE SHELF




CFF AS
VENEER - \$414
LAMINATE - \$335

36" OPEN ADJUSTABLE SHELF




CFF AS 36
VENEER - \$414
LAMINATE - \$335

36" BOX BOX LATERAL



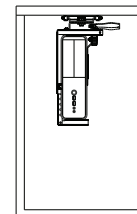
CFF BBL 36
VENEER + \$616
LAMINATE + \$493

36" LATERAL FILE



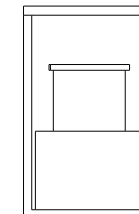
CFF LAT 36
VENEER + \$616
LAMINATE + \$493

CPU HOLDER (WITH DOOR)



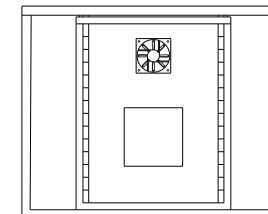
CPUH +\$472

HEAVY DUTY SLIDE OUT DOUBLE TRASH/RECYCLING RECEPTACLE (WITH DOOR)



TRPO + \$1048

TEMPERATURE CONTROLLED A/V UNIT (WITH DOOR)



CCCAV
FIXED PLACE + \$1,171
SLIDE OUT + \$3,688

COMPOSE TOP OPTIONS FOR 24" DEPTH	36" PRICE ADDER	54"PRICE ADDER	72" PRICE ADDER	90" PRICE ADDER	108" PRICE ADDER
GLASS	\$861	\$1,211	\$1,562	\$1,912	\$2,263
BACK PAINTED GLASS	\$1,563	\$2,265	\$2,966	\$3,667	\$4,369
SOLID SURFACE	\$1,745	\$2,928	\$4,111	\$4,984	\$5,856
RAISED KNIFE	\$199	\$290	\$381	\$472	\$563
STONE: MARBLE, GRANITE QUARTZ & KRystalCAST ARE AVAILABLE PLEASE CALL FOR PRICING					

General Information:


- Tops are 3/4"-thick. Specialty Tops add an Additional Height
- Credenzas include one adjustable shelf behind each door
- Equipment racks hold 12RU and include a thermostatically controlled fan and plug strip
- Refrigerators are Sold Separately

- Locks are Optional \$125 per Drawer/Bay
- Finished Back Available add15%
- Hardware options are in our Finishes and Hardware Guide
- Dura-Coat Solids Available at Same Price as Veneer


Casegoods *Compose* Credenzas

Compose Conference Height Credenzas


COLECRAFT




First choose the size of the credenza that suits you
Second Customize it to suit your specific needs with the components on the adjacent page.




SIZE 36"W x 24"D x 29"H	Two Doors	MODEL # CCCH 362429	VENEER \$4,548	LAMINATE \$3,638
----------------------------	-----------	------------------------	-------------------	---------------------




54"W x 24"D x 29"H	Three Doors	CCCH 542429	\$5,410	\$4,328
--------------------	-------------	-------------	---------	---------



72"W x 24"D x 29"H	Four Doors	CCCH 722429	\$6,330	\$5,064
--------------------	------------	-------------	---------	---------



90"W x 24"D x 29"H	Five Doors	CCCH 902429	\$7,408	\$5,926
--------------------	------------	-------------	---------	---------



108"W x 24"D x 29"H	six doors	CCCH 1082429	\$8,667	\$6,934
---------------------	-----------	--------------	---------	---------

Casegoods *Compose* Credenzas

Compose Conference Height Credenza Components Customize your Credenza


COLECRAFT

FILE FILE



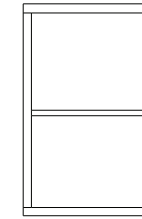
CFF FF
VENEER + \$472
LAMINATE + \$389

BOX BOX FILE



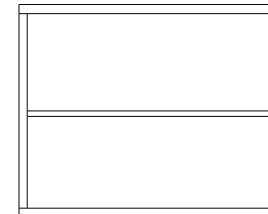
CFF BF
VENEER + \$472
LAMINATE + \$389

OPEN ADJUSTABLE SHELF




CFF AS
VENEER - \$414
LAMINATE - \$335

36" OPEN ADJUSTABLE SHELF




CFF AS 36
VENEER - \$414
LAMINATE - \$335

36" BOX BOX LATERAL



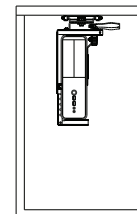
CFF BBL 36
VENEER + \$616
LAMINATE + \$493

36" LATERAL FILE



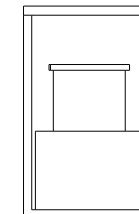
CFF LAT 36
VENEER + \$616
LAMINATE + \$493

CPU HOLDER (WITH DOOR)



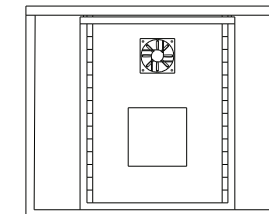
CPUH +\$472

HEAVY DUTY SLIDE OUT DOUBLE TRASH/RECYCLING RECEPTACLE (WITH DOOR)



TRPO + \$1048

TEMPERATURE CONTROLLED A/V UNIT (WITH DOOR)



CCCAV
FIXED PLACE + \$1,171
SLIDE OUT + \$3,688

COMPOSE TOP OPTIONS FOR 24" DEPTH	36" PRICE ADDER	54"PRICE ADDER	72" PRICE ADDER	90" PRICE ADDER	108" PRICE ADDER
GLASS	\$861	\$1,211	\$1,562	\$1,912	\$2,263
BACK PAINTED GLASS	\$1,563	\$2,265	\$2,966	\$3,667	\$4,369
SOLID SURFACE	\$1,745	\$2,928	\$4,111	\$4,984	\$5,856
RAISED KNIFE	\$199	\$290	\$381	\$472	\$563
STONE: MARBLE, GRANITE QUARTZ & KRystalCAST ARE AVAILABLE PLEASE CALL FOR PRICING					

General Information:

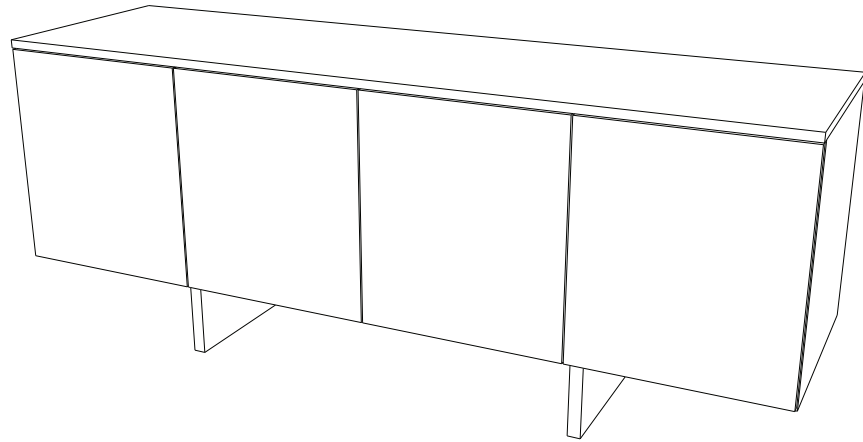
- Tops are 3/4"-thick. Specialty Tops add an Additional Height
- Credenzas include one adjustable shelf behind each door
- Equipment racks hold 12RU and include a thermostatically controlled fan and plug strip
- Refrigerators are Sold Separately

- Locks are Optional \$125 per Drawer/Bay
- Finished Back Available add15%
- Hardware options are in our Finishes and Hardware Guide
- Dura-Coat Solids Available at Same Price as Veneer

Casegoods *Compose* Credenzas

Compose Footed Conference Height Credenzas

COLECRAFT



BRUSHED STAINLESS
BLADE




BSB

CONTEMPORARY
FOOT




CTF

First choose the size of the credenza that suits you
Second Customize it to suit your specific needs with the components on the adjacent page.




SIZE	Doors	MODEL #	VENEER	LAMINATE
36"W x 24"D x 29"H	Two Doors	CCFCH 362429	\$4,320	\$3,456




54"W x 24"D x 29"H	Three Doors	CCFCH 542429	\$5,140	\$4,112
--------------------	-------------	--------------	---------	---------



72"W x 24"D x 29"H	Four Doors	CCFCH 722429	\$6,014	\$4,811
--------------------	------------	--------------	---------	---------



90"W x 24"D x 29"H	Five Doors	CCFCH 902429	\$7,037	\$5,630
--------------------	------------	--------------	---------	---------



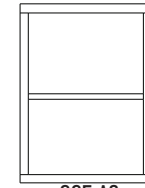
108"W x 24"D x 29"H	six doors	CCFCH 1082429	\$8,234	\$6,587
---------------------	-----------	---------------	---------	---------

Casegoods *Compose* Credenzas

Compose footed Conference Height Credenza Components Customize your Credenza


COLECRAFT

OPEN ADJUSTABLE
SHELF




CCF AS
VENEER - \$365
LAMINATE - \$335

BOX FILE



CCF BF
VENEER + \$431
LAMINATE + \$317

36" ADJUSTABLE
SHELF



CCF AS 36
VENEER - \$365
LAMINATE - \$335

COMPOSE TOP OPTIONS FOR 24" DEPTH

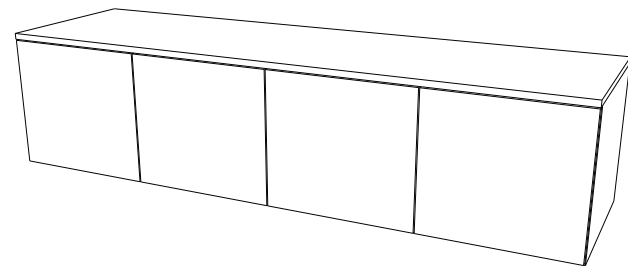
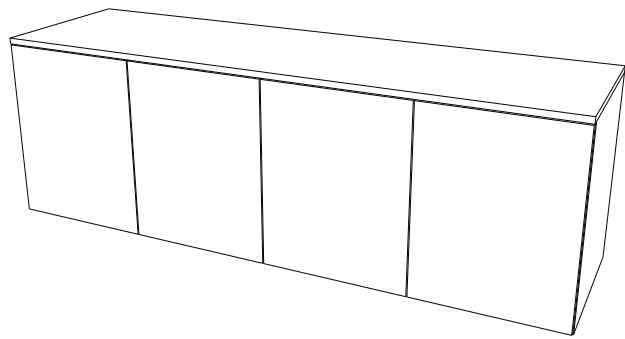
	36" PRICE ADDER	54" PRICE ADDER	72" PRICE ADDER	90" PRICE ADDER	108" PRICE ADDER
GLASS	\$861	\$1,211	\$1,562	\$1,912	\$2,263
BACK PAINTED GLASS	\$1,563	\$2,265	\$2,966	\$3,667	\$4,369
SOLID SURFACE	\$1,745	\$2,928	\$4,111	\$4,984	\$5,856
RAISED KNIFE	\$199	\$290	\$381	\$472	\$563
STONE: MARBLE, GRANITE QUARTZ & KRYSTALCAST ARE AVAILABLE PLEASE CALL FOR PRICING					

General Information:


- Tops are 3/4"-thick. Specialty Tops add an Additional Height
- Credenzas include one adjustable shelf behind each door
- Equipment racks hold 12RU and include a thermostatically controlled fan and plug strip
- Refrigerators are Sold Separately

- Locks are Optional \$125 per Drawer/Bay
- Finished Back Available add15%
- Hardware options are in our Finishes and Hardware Guide
- Dura-Coat Solids Available at Same Price as Veneer


Compose Wall-Hung 18"H & Low Height Credenzas 24"H




First choose the size of the credenza that suits you
Second Customize it to suit your specific needs with the components on the adjacent page.




SIZE		MODEL #	VENEER	LAMINATE
36"W x 24"D x 24"H	Two Doors	CCLH 362424	\$3,684	\$2,947
36"W x 20"D x 18"H	Two Doors Wall Hung	CCWH 362018	\$2,615	\$2,092




54"W x 24"D x 24"H	Three Doors	CCLH 542424	\$4,382	\$3,506
54"W x 20"D x 18"H	Three Doors Wall Hung	CCWH 542018	\$3,111	\$2,489



72"W x 24"D x 24"H	Four Doors	CCLH 722424	\$5,128	\$4,102
72"W x 20"D x 18"H	Four Doors Wall Hung	CCWH 722018	\$3,641	\$2,913



90"W x 24"D x 24"H	Five Doors	CCLH 902424	\$6,000	\$4,800
90"W x 20"D x 18"H	Five Doors Wall Hung	CCWH 902018	\$4,260	\$3,408



108"W x 24"D x 24"H	six doors	CCLH 1082424	\$7,020	\$5,616
108"W x 20"D x 18"H	six doors Wall Hung	CCWH 1082018	\$4,984	\$3,988


Compose Low Height Credenza Components Customize your Credenza

OPEN ADJUSTABLE SHELF




CLH AS
VENEER - \$365
LAMINATE - \$335

BOX FILE



CLH BF
VENEER + \$431
LAMINATE + \$317

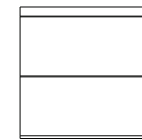
36" ADJUSTABLE SHELF



CLH AS 36
VENEER + \$431
LAMINATE + \$317

Compose Wall-Hung Credenza Components Customize your Credenza

DOUBLE DRAWER



CWH DD
VENEER + \$431
LAMINATE + \$317

COMPOSE TOP OPTIONS FOR 20" DEPTH	36" PRICE ADDER	54"PRICE ADDER	72" PRICE ADDER	90" PRICE ADDER	108" PRICE ADDER
GLASS	\$745	\$1,037	\$1,330	\$1,622	\$1,915
BACK PAINTED GLASS	\$1,330	\$1,915	\$2,500	\$3,085	\$3,670
SOLID SURFACE	\$1,558	\$2,647	\$3,737	\$4,516	\$5,294
RAISED KNIFE	\$196	\$287	\$378	\$469	\$560
STONE: MARBLE, GRANITE QUARTZ & KRYSTALCAST ARE AVAILABLE PLEASE CALL FOR PRICING					

COMPOSE TOP OPTIONS FOR 24" DEPTH	36" PRICE ADDER	54"PRICE ADDER	72" PRICE ADDER	90" PRICE ADDER	108" PRICE ADDER
GLASS	\$861	\$1,211	\$1,562	\$1,912	\$2,263
BACK PAINTED GLASS	\$1,563	\$2,265	\$2,966	\$3,667	\$4,369
SOLID SURFACE	\$1,745	\$2,928	\$4,111	\$4,984	\$5,856
RAISED KNIFE	\$199	\$290	\$381	\$472	\$563
STONE: MARBLE, GRANITE QUARTZ & KRYSTALCAST ARE AVAILABLE PLEASE CALL FOR PRICING					

General Information:

- Tops are 3/4"-thick. Specialty Tops add an Additional Height
- Credenzas include one adjustable shelf behind each door
- Equipment racks hold 12RU and include a thermostatically controlled fan and plug strip
- Refrigerators are Sold Separately

- Locks are Optional \$125 per Drawer/Bay
- Finished Back Available add15%
- Hardware options are in our Finishes and Hardware Guide
- Dura-Coat Solids Available at Same Price as Veneer

Casegoods Public Spaces

Classic 4 Post Parsons 16"/20" Height

COLECRAFT

DIMENSIONS	16"			20"		
	MODEL #	PRICE LM	PRICE VN	MODEL #	PRICE LM	PRICE VN
24"W X 60"D	CP 246016	\$4,686	\$6,609	CP 246020	\$4,881	\$6,884
24"W X 72"D	CP 247216	\$4,760	\$6,743	CP 247220	\$4,958	\$7,024
24"W X 84"D	CP 248416	\$5,152	\$7,749	CP 248420	\$5,367	\$8,072
24"W X 96"D	CP 249616	\$6,178	\$9,207	CP 249620	\$6,435	\$9,591
24"W X 120"D	CP 2412016	\$6,646	\$10,014	CP 2412020	\$6,923	\$10,431
30"W X 60"D	CP 306016	\$4,757	\$6,677	CP 306020	\$4,955	\$6,955
30"W X 72"D	CP 307216	\$4,852	\$6,828	CP 307220	\$5,054	\$7,113
30"W X 84"D	CP 308416	\$5,258	\$7,862	CP 308420	\$5,477	\$8,190
30"W X 96"D	CP 309616	\$6,285	\$9,321	CP 309620	\$6,547	\$9,709
30"W X 120"D	CP 3012016	\$6,634	\$10,099	CP 3012020	\$6,910	\$10,520
36"W X 60"D	CP 366016	\$4,828	\$7,202	CP 366020	\$5,029	\$7,502
36"W X 72"D	CP 367216	\$4,946	\$7,380	CP 367220	\$5,152	\$7,687
36"W X 84"D	CP 368416	\$5,366	\$8,292	CP 368420	\$5,589	\$8,638
36"W X 96"D	CP 369616	\$6,391	\$9,997	CP 369620	\$6,658	\$10,413
36"W X 120"D	CP 3612016	\$6,773	\$10,586	CP 3612020	\$7,055	\$11,027
42"W X 60"D	CP 426016	\$5,340	\$7,989	CP 426020	\$5,563	\$8,322
42"W X 72"D	CP 427216	\$5,396	\$8,224	CP 427220	\$5,621	\$8,567
42"W X 84"D	CP 428416	\$6,041	\$9,266	CP 428420	\$6,293	\$9,652
42"W X 96"D	CP 429616	\$7,069	\$10,782	CP 429620	\$7,363	\$11,232
42"W X 120"D	CP 4212016	\$7,378	\$11,636	CP 4212020	\$7,685	\$12,121

NOTE: Dura-Coat Available at the same price as Veneer

Casegoods Public Spaces

Classic 4 Post Parsons 29"/36"/42" Height

COLECRAFT

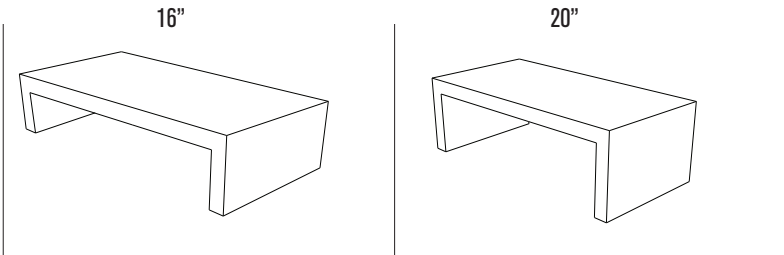
DIMENSIONS	29"			36"			42"		
	MODEL #	PRICE LM	PRICE VN	MODEL #	PRICE LM	PRICE VN	MODEL #	PRICE LM	PRICE VN
24"W X 60"D	CP 246029	\$5,084	\$7,171	CP 246036	\$4,655	\$7,212	CP 246042	\$5,234	\$7,337
24"W X 72"D	CP 247229	\$5,165	\$7,317	CP 247236	\$4,703	\$7,325	CP 247242	\$5,285	\$7,450
24"W X 84"D	CP 248429	\$5,591	\$8,408	CP 248436	\$5,118	\$8,453	CP 248442	\$5,748	\$8,597
24"W X 96"D	CP 249629	\$6,703	\$9,990	CP 249636	\$6,130	\$10,037	CP 249642	\$6,861	\$10,179
24"W X 120"D	CP 2412029	\$7,211	\$10,865	CP 2412036	\$6,442	\$10,911	CP 2412042	\$7,205	\$11,055
30"W X 60"D	CP 306029	\$5,162	\$7,245	CP 306036	\$4,715	\$7,274	CP 306042	\$5,316	\$7,420
30"W X 72"D	CP 307229	\$5,265	\$7,409	CP 307236	\$4,797	\$7,422	CP 307242	\$5,406	\$7,566
30"W X 84"D	CP 308429	\$5,706	\$8,531	CP 308436	\$5,211	\$8,562	CP 308442	\$5,868	\$8,726
30"W X 96"D	CP 309629	\$6,820	\$10,113	CP 309636	\$6,224	\$10,144	CP 309642	\$6,983	\$10,309
30"W X 120"D	CP 3012029	\$7,198	\$10,958	CP 3012036	\$6,568	\$10,989	CP 3012042	\$7,361	\$11,151
36"W X 60"D	CP 366029	\$5,239	\$7,814	CP 366036	\$5,252	\$8,300	CP 366042	\$5,398	\$8,005
36"W X 72"D	CP 367229	\$5,367	\$8,007	CP 367236	\$5,380	\$8,505	CP 367242	\$5,526	\$8,198
36"W X 84"D	CP 368429	\$5,822	\$8,998	CP 368436	\$5,835	\$9,555	CP 368442	\$5,990	\$9,207
36"W X 96"D	CP 369629	\$6,935	\$10,847	CP 369636	\$6,948	\$11,300	CP 369642	\$7,103	\$10,853
36"W X 120"D	CP 3612029	\$7,349	\$11,486	CP 3612036	\$7,363	\$12,195	CP 3612042	\$7,159	\$11,987
42"W X 60"D	CP 426029	\$5,794	\$8,669	CP 426036	\$5,327	\$8,749	CP 426042	\$6,015	\$8,932
42"W X 72"D	CP 427229	\$5,855	\$8,924	CP 427236	\$5,339	\$8,944	CP 427242	\$6,026	\$9,129
42"W X 84"D	CP 428429	\$6,555	\$10,054	CP 428436	\$5,976	\$10,076	CP 428442	\$6,736	\$10,280
42"W X 96"D	CP 429629	\$7,670	\$11,700	CP 429636	\$6,989	\$11,722	CP 429642	\$7,849	\$11,926
42"W X 120"D	CP 4212029	\$8,005	\$12,626	CP 4212036	\$7,294	\$12,649	CP 4212042	\$8,184	\$12,852

NOTE: Dura-Coat Available at the same price as Veneer

Casegoods Public Spaces

Panel Leg Parsons Table 16"/20" Height

COLECRAFT



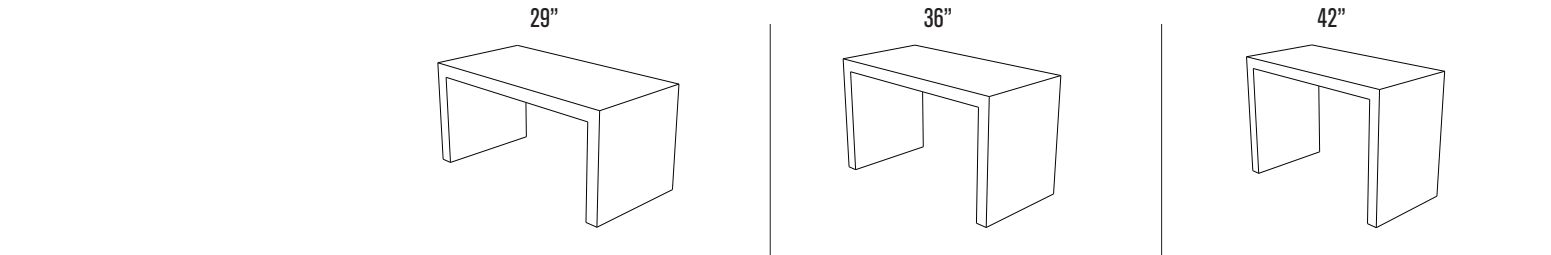
DIMENSIONS	MODEL #	PRICE LM	PRICE VN	MODEL #	PRICE LM	PRICE VN
24"W X 60"D	PP 246016	\$4,686	\$6,609	PP 246020	\$4,881	\$6,885
24"W X 72"D	PP 247216	\$4,760	\$6,743	PP 247220	\$4,958	\$7,025
24"W X 84"D	PP 248416	\$5,152	\$7,749	PP 248420	\$5,367	\$8,072
24"W X 96"D	PP 249616	\$6,177	\$9,207	PP 249620	\$6,435	\$9,590
24"W X 120"D	PP 2412016	\$6,645	\$10,014	PP 2412020	\$6,923	\$10,430
30"W X 60"D	PP 306016	\$4,758	\$6,678	PP 306020	\$4,955	\$6,956
30"W X 72"D	PP 307216	\$4,852	\$6,829	PP 307220	\$5,054	\$7,112
30"W X 84"D	PP 308416	\$5,258	\$7,863	PP 308420	\$5,478	\$8,190
30"W X 96"D	PP 309616	\$6,285	\$9,321	PP 309620	\$6,548	\$9,709
30"W X 120"D	PP 3012016	\$6,634	\$10,099	PP 3012020	\$6,910	\$10,519
36"W X 60"D	PP 366016	\$4,827	\$7,201	PP 366020	\$5,030	\$7,501
36"W X 72"D	PP 367216	\$4,947	\$7,380	PP 367220	\$5,152	\$7,687
36"W X 84"D	PP 368416	\$5,366	\$8,292	PP 368420	\$5,590	\$8,638
36"W X 96"D	PP 369616	\$6,391	\$9,996	PP 369620	\$6,657	\$10,414
36"W X 120"D	PP 3612016	\$6,773	\$10,585	PP 3612020	\$7,056	\$11,027
42"W X 60"D	PP 426016	\$5,341	\$7,989	PP 426020	\$5,562	\$8,321
42"W X 72"D	PP 427216	\$5,396	\$8,225	PP 427220	\$5,622	\$8,567
42"W X 84"D	PP 428416	\$6,042	\$9,265	PP 428420	\$6,293	\$9,652
42"W X 96"D	PP 429616	\$7,069	\$10,783	PP 429620	\$7,363	\$11,232
42"W X 120"D	PP 4212016	\$7,377	\$11,636	PP 4212020	\$7,685	\$12,121

NOTE: Dura-Coat Available at the same price as Veneer

Casegoods Public Spaces

Panel Leg Parsons Table 29"/36"/42" Height

COLECRAFT



DIMENSIONS	MODEL #	PRICE LM	PRICE VN	MODEL #	PRICE LM	PRICE VN	MODEL #	PRICE LM	PRICE VN	MODEL #	PRICE LM	PRICE VN
24"W X 60"D	PP 246029	\$5,084	\$5,737	PP 246036	\$5,120	\$5,770	PP 246042	\$5,234	\$5,870			
24"W X 72"D	PP 247229	\$5,165	\$5,854	PP 247236	\$5,173	\$5,860	PP 247242	\$5,285	\$5,960			
24"W X 84"D	PP 248429	\$5,591	\$6,726	PP 248436	\$5,630	\$6,763	PP 248442	\$5,748	\$6,878			
24"W X 96"D	PP 249629	\$6,703	\$7,992	PP 249636	\$6,743	\$8,030	PP 249642	\$6,861	\$8,143			
24"W X 120"D	PP 2412029	\$7,211	\$8,692	PP 2412036	\$7,086	\$8,729	PP 2412042	\$7,205	\$8,844			
30"W X 60"D	PP 306029	\$5,162	\$5,796	PP 306036	\$5,186	\$5,819	PP 306042	\$5,316	\$5,936			
30"W X 72"D	PP 307229	\$5,265	\$5,928	PP 307236	\$5,277	\$5,937	PP 307242	\$5,406	\$6,052			
30"W X 84"D	PP 308429	\$5,706	\$6,825	PP 308436	\$5,732	\$6,850	PP 308442	\$5,868	\$6,981			
30"W X 96"D	PP 309629	\$6,820	\$8,091	PP 309636	\$6,846	\$8,115	PP 309642	\$6,983	\$8,247			
30"W X 120"D	PP 3012029	\$7,198	\$8,766	PP 3012036	\$7,224	\$8,791	PP 3012042	\$7,361	\$8,921			
36"W X 60"D	PP 366029	\$5,239	\$6,251	PP 366036	\$5,252	\$6,264	PP 366042	\$5,398	\$6,404			
36"W X 72"D	PP 367229	\$5,367	\$6,406	PP 367236	\$5,380	\$6,419	PP 367242	\$5,526	\$6,559			
36"W X 84"D	PP 368429	\$5,822	\$7,198	PP 368436	\$5,835	\$7,211	PP 368442	\$5,990	\$7,366			
36"W X 96"D	PP 369629	\$6,935	\$8,678	PP 369636	\$6,948	\$8,528	PP 369642	\$7,103	\$8,683			
36"W X 120"D	PP 3612029	\$7,349	\$9,189	PP 3612036	\$7,363	\$9,204	PP 3612042	\$7,517	\$10,069			
42"W X 60"D	PP 426029	\$5,794	\$6,935	PP 426036	\$5,860	\$6,999	PP 426042	\$6,015	\$7,146			
42"W X 72"D	PP 427229	\$5,855	\$7,139	PP 427236	\$5,873	\$7,155	PP 427242	\$6,026	\$7,303			
42"W X 84"D	PP 428429	\$6,555	\$8,043	PP 428436	\$6,574	\$8,061	PP 428442	\$6,736	\$8,224			
42"W X 96"D	PP 429629	\$7,670	\$9,360	PP 429636	\$7,688	\$9,378	PP 429642	\$7,849	\$9,541			
42"W X 120"D	PP 4212029	\$8,005	\$10,101	PP 4212036	\$8,023	\$10,119	PP 4212042	\$8,184	\$10,282			

NOTE: Dura-Coat Available at the same price as Veneer

Casegoods Public Spaces

COLECRAFT

Contemporary Waterfall Tables 16"/20" Height

DIMENSIONS	16"			20"		
	MODEL #	PRICE LM	PRICE VN	MODEL #	PRICE LM	PRICE VN
24"W X 60"D	CW 246016	\$6,091	\$8,591	CW 246020	\$6,345	\$8,949
24"W X 72"D	CW 247216	\$6,188	\$8,766	CW 247220	\$6,446	\$9,132
24"W X 84"D	CW 248416	\$6,698	\$10,073	CW 248420	\$6,977	\$10,493
24"W X 96"D	CW 249616	\$8,031	\$11,969	CW 249620	\$8,366	\$12,468
24"W X 120"D	CW 2412016	\$8,640	\$13,018	CW 2412020	\$9,000	\$13,560
30"W X 60"D	CW 306016	\$6,184	\$8,680	CW 306020	\$6,442	\$9,042
30"W X 72"D	CW 307216	\$6,308	\$8,877	CW 307220	\$6,571	\$9,247
30"W X 84"D	CW 308416	\$6,836	\$10,221	CW 308420	\$7,121	\$10,647
30"W X 96"D	CW 309616	\$8,171	\$12,117	CW 309620	\$8,511	\$12,622
30"W X 120"D	CW 3012016	\$8,624	\$13,128	CW 3012020	\$8,983	\$13,676
36"W X 60"D	CW 366016	\$6,276	\$9,362	CW 366020	\$6,538	\$9,752
36"W X 72"D	CW 367216	\$6,430	\$9,593	CW 367220	\$6,698	\$9,993
36"W X 84"D	CW 368416	\$6,976	\$10,780	CW 368420	\$7,266	\$11,229
36"W X 96"D	CW 369616	\$8,309	\$12,996	CW 369620	\$8,655	\$13,537
36"W X 120"D	CW 3612016	\$8,805	\$13,761	CW 3612020	\$9,172	\$14,335
42"W X 60"D	CW 426016	\$6,942	\$10,386	CW 426020	\$7,231	\$10,819
42"W X 72"D	CW 427216	\$7,015	\$10,691	CW 427220	\$7,307	\$11,137
42"W X 84"D	CW 428416	\$7,854	\$12,045	CW 428420	\$8,181	\$12,547
42"W X 96"D	CW 429616	\$9,189	\$14,017	CW 429620	\$9,572	\$14,601
42"W X 120"D	CW 4212016	\$9,591	\$15,127	CW 4212020	\$9,991	\$15,758

NOTE: Dura-Coat Available at the same price as Veneer

Casegoods Public Spaces

COLECRAFT


Contemporary Waterfall Tables 29"/36"/42" Height

DIMENSIONS	29"			36"			42"		
	MODEL #	PRICE LM	PRICE VN	MODEL #	PRICE LM	PRICE VN	MODEL #	PRICE LM	PRICE VN
24"W X 60"D	CW 246029	\$6,610	\$7,458	CW 246036	\$6,657	\$7,501	CW 246042	\$6,804	\$7,631
24"W X 72"D	CW 247229	\$6,714	\$7,610	CW 247236	\$6,725	\$7,618	CW 247242	\$6,870	\$7,749
24"W X 84"D	CW 248429	\$7,268	\$8,744	CW 248436	\$7,319	\$8,791	CW 248442	\$7,473	\$8,941
24"W X 96"D	CW 249629	\$8,714	\$10,390	CW 249636	\$8,766	\$10,439	CW 249642	\$8,920	\$10,586
24"W X 120"D	CW 2412029	\$9,375	\$11,300	CW 2412036	\$9,212	\$11,347	CW 2412042	\$9,366	\$11,497
30"W X 60"D	CW 306029	\$6,710	\$7,535	CW 306036	\$6,742	\$7,565	CW 306042	\$6,911	\$7,716
30"W X 72"D	CW 307229	\$6,845	\$7,706	CW 307236	\$6,860	\$7,719	CW 307242	\$7,028	\$7,868
30"W X 84"D	CW 308429	\$7,417	\$8,873	CW 308436	\$7,451	\$8,905	CW 308442	\$7,629	\$9,076
30"W X 96"D	CW 309629	\$8,866	\$10,518	CW 309636	\$8,900	\$10,550	CW 309642	\$9,078	\$10,721
30"W X 120"D	CW 3012029	\$9,358	\$11,396	CW 3012036	\$9,392	\$11,428	CW 3012042	\$9,569	\$11,597
36"W X 60"D	CW 366029	\$6,810	\$8,127	CW 366036	\$6,827	\$8,144	CW 366042	\$7,018	\$8,325
36"W X 72"D	CW 367229	\$6,977	\$8,328	CW 367236	\$6,994	\$8,345	CW 367242	\$7,184	\$8,526
36"W X 84"D	CW 368429	\$7,569	\$9,358	CW 368436	\$7,586	\$9,375	CW 368442	\$7,787	\$9,576
36"W X 96"D	CW 369629	\$9,016	\$11,281	CW 369636	\$9,033	\$11,086	CW 369642	\$9,234	\$11,287
36"W X 120"D	CW 3612029	\$9,554	\$11,945	CW 3612036	\$9,571	\$11,965	CW 3612042	\$9,772	\$11,901
42"W X 60"D	CW 426029	\$7,533	\$9,016	CW 426036	\$7,618	\$9,099	CW 426042	\$7,819	\$9,289
42"W X 72"D	CW 427229	\$7,612	\$9,281	CW 427236	\$7,635	\$9,302	CW 427242	\$7,834	\$9,494
42"W X 84"D	CW 428429	\$8,522	\$10,456	CW 428436	\$8,546	\$10,480	CW 428442	\$8,757	\$10,691
42"W X 96"D	CW 429629	\$9,971	\$12,168	CW 429636	\$9,994	\$12,191	CW 429642	\$10,204	\$12,403
42"W X 120"D	CW 4212029	\$10,407	\$13,131	CW 4212036	\$10,430	\$13,155	CW 4212042	\$10,640	\$13,367

NOTE: Dura-Coat Available at the same price as Veneer

Casegoods Public Spaces

Adjustable Height Parsons Table 29" – 42" Height

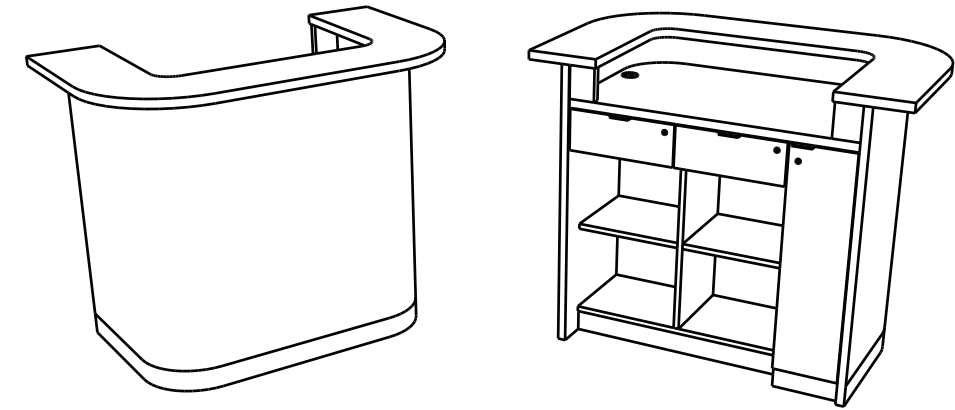


DIMENSIONS	MODEL #	PRICE LM	PRICE VN
24"W X 60"D X 31"/42"H	AHP 2460AH	\$13,669	\$15,403
24"W X 72"D X 31"/42"H	AHP 2472AH	\$13,730	\$15,508
24"W X 84"D X 31"/42"H	AHP 2484AH	\$15,336	\$17,244
24"W X 96"D X 31"/42"H	AHP 2496AH	\$15,424	\$17,340
<hr/>			
30"W X 60"D X 31"/42"H	AHP 3060AH	\$13,727	\$15,457
30"W X 72"D X 31"/42"H	AHP 3072AH	\$13,806	\$15,572
30"W X 84"D X 31"/42"H	AHP 3084AH	\$15,426	\$17,330
30"W X 96"D X 31"/42"H	AHP 3096AH	\$15,516	\$17,425
<hr/>			
36"W X 60"D X 31"/42"H	AHP 3660AH	\$14,405	\$16,159
36"W X 72"D X 31"/42"H	AHP 3672AH	\$14,500	\$16,286
36"W X 84"D X 31"/42"H	AHP 3684AH	\$16,203	\$18,134
36"W X 96"D X 31"/42"H	AHP 3696AH	\$16,291	\$18,229
<hr/>			
42"W X 60"D X 31"/42"H	AHP 4260AH	\$14,820	\$16,722
42"W X 72"D X 31"/42"H	AHP 4272AH	\$14,866	\$16,891
42"W X 84"D X 31"/42"H	AHP 4284AH	\$16,780	\$18,847
42"W X 96"D X 31"/42"H	AHP 4296AH	\$16,872	\$18,927

COLECRAFT

Casegoods

Standing Height Multi Use Lectern



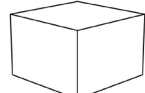
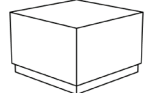
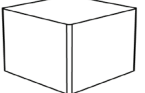
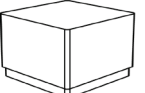
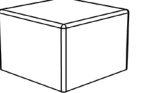
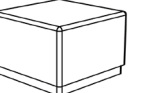
MODEL #	DIMENSIONS	LAMINATE (LM)	VENEER (VN)
PFST_363142	31"W X 31"D X 42"H	\$4,672	\$6,378
PFST_523142	52"W X 31"D X 42"H	\$5,110	\$6,976
PFST_723142	72"W X 31"D X 42"H	\$5,548	\$7,574

COLECRAFT

NOTE: Dura-Coat Available at the same price as Veneer

Casegoods Public Spaces

Cube Tables

MODEL #	DIMENSIONS						
		SQ. CORNER W/O BASE (CU)	SQ. CORNER W/ BASE (CUB)	SOFTLINE RADIUS W/O BASE (SLCU)	SOFTLINE RADIUS W/BASE (SLCUB)	WOOD BORDER W/O BASE (WBCU)	WOOD BORDER W/ BASE (WBCUB)
L1616	16"W X 16"D X 16"H	\$1,097	\$1,438	\$1,574	\$1,988	\$2,467	\$2,871
V1616	16"W X 16"D X 16"H	\$1,697	\$2,012	\$2,090	\$2,488	\$2,926	\$3,283
L1620	16"W X 16"D X 20"D	\$1,151	\$1,533	\$1,693	\$2,112	\$2,577	\$2,984
V1620	16"W X 16"D X 20"D	\$1,852	\$2,148	\$2,237	\$2,631	\$3,067	\$3,452
L1624	16"W X 16"D X 24"D	\$1,253	\$1,621	\$1,805	\$2,222	\$2,690	\$3,101
V1624	16"W X 16"D X 24"D	\$2,033	\$2,324	\$2,367	\$2,762	\$3,194	\$3,596
L2016	20"W X 20"D X 16"D	\$1,302	\$1,688	\$1,805	\$2,271	\$2,871	\$3,337
V2016	20"W X 20"D X 16"D	\$2,044	\$2,365	\$2,367	\$2,813	\$3,369	\$3,802
L2020	20"W X 20"D X 20"D	\$1,423	\$1,820	\$1,942	\$2,410	\$3,013	\$3,428
V2020	20"W X 20"D X 20"D	\$2,246	\$2,560	\$2,501	\$2,948	\$3,505	\$3,924
L2024	20"W X 20"D X 24"H	\$1,533	\$1,893	\$1,997	\$2,467	\$3,067	\$3,524
V2024	20"W X 20"D X 24"H	\$2,427	\$2,741	\$2,652	\$3,101	\$3,647	\$4,073
L2416	24"W X 24"D X 16"H	\$1,401	\$1,765	\$1,854	\$2,369	\$3,101	\$3,609
V2416	24"W X 24"D X 16"H	\$2,156	\$2,482	\$2,433	\$2,920	\$3,647	\$4,073
L2420	24"W X 24"D X 20"H	\$1,489	\$1,893	\$1,997	\$2,524	\$3,254	\$3,715
V2420	24"W X 24"D X 20"H	\$2,378	\$2,696	\$2,577	\$3,082	\$3,751	\$4,221
L2424	24"W X 24"D X 24"H	\$1,608	\$2,005	\$2,056	\$2,577	\$3,307	\$3,811
V2424	24"W X 24"D X 24"H	\$2,569	\$2,886	\$2,729	\$3,226	\$3,890	\$4,379
L3016	30"W X 30"D X 16"H	\$1,867	\$2,248	\$2,103	\$2,680	\$3,637	\$4,187
V3016	30"W X 30"D X 16"H	\$2,922	\$3,269	\$3,007	\$3,605	\$4,213	\$4,738
L3020	30"W X 30"D X 20"H	\$2,014	\$2,410	\$2,222	\$2,803	\$3,736	\$4,294
V3020	30"W X 30"D X 20"H	\$3,135	\$3,471	\$3,147	\$3,743	\$4,334	\$4,862
L3024	30"W X 30"D X 24"H	\$2,148	\$2,554	\$2,312	\$2,890	\$3,834	\$4,392
V3024	30"W X 30"D X 24"H	\$3,347	\$3,673	\$3,292	\$3,900	\$4,468	\$4,995
L3616	36"W X 36"D X 16"H	\$2,169	\$2,618	\$2,410	\$3,052	\$4,300	\$4,915
V3616	36"W X 36"D X 16"H	\$3,502	\$3,845	\$3,705	\$4,398	\$4,968	\$5,534
L3620	36"W X 36"D X 20"H	\$2,344	\$2,763	\$2,524	\$3,156	\$4,411	\$5,123
V3620	36"W X 36"D X 20"H	\$3,741	\$4,085	\$3,877	\$4,576	\$5,100	\$5,727
L3624	36"W X 36"D X 24"H	\$2,410	\$2,839	\$2,622	\$3,264	\$4,506	\$5,272
V3624	36"W X 36"D X 24"H	\$3,951	\$4,298	\$4,038	\$4,721	\$5,244	\$5,818
L4216	42"W X 42"D X 16"H	\$2,903	\$3,332	\$3,609	\$4,543	\$5,742	\$6,676
V4216	42"W X 42"D X 16"H	\$4,557	\$4,910	\$4,736	\$5,627	\$6,741	\$7,601
L4220	42"W X 42"D X 20"H	\$3,058	\$3,483	\$3,887	\$4,821	\$6,023	\$6,856
V4220	42"W X 42"D X 20"H	\$4,806	\$5,168	\$5,004	\$5,895	\$7,009	\$7,849
L4224	42"W X 42"D X 24"H	\$3,230	\$3,658	\$3,992	\$4,936	\$6,135	\$7,048
V4224	42"W X 42"D X 24"H	\$5,104	\$5,463	\$5,302	\$6,203	\$7,296	\$8,149
L4816	48"W X 48"D X 16"H	\$3,156	\$3,598	\$3,707	\$4,740	\$6,203	\$7,218
V4816	48"W X 48"D X 16"H	\$5,027	\$5,391	\$4,868	\$5,840	\$7,296	\$8,149
L4820	48"W X 48"D X 20"H	\$3,300	\$3,770	\$3,992	\$5,047	\$6,510	\$7,432
V4820	48"W X 48"D X 20"H	\$5,321	\$5,697	\$5,153	\$6,165	\$7,499	\$8,443
L4824	48"W X 48"D X 24"H	\$3,530	\$3,981	\$4,113	\$5,153	\$6,612	\$7,624
V4824	48"W X 48"D X 24"H	\$5,631	\$6,006	\$5,461	\$6,450	\$7,781	\$8,759

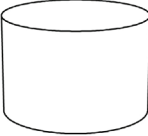
Add Model Number as suffix - For Example: CUB V1616

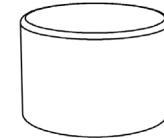
NOTE: Dura-Coat Available at the same price as Veneer

COLECRAFT

Casegoods Public Spaces

Drum Tables

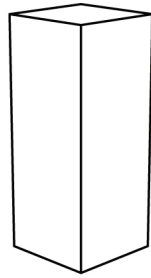
MODEL #	DIMENSIONS				
		LAMINATE W/O BASE (DR)	VENEER W/O BASE (DR)	DRBLAMINATE W/BASE (DRB)	DRB VENEER W/BASE (DRB)
L1716/V1716	17"D X 16"H	\$1,944	\$2,667	\$2,563	\$3,266
L1720/V1720	17"D X 20"H	\$2,031	\$2,775	\$2,654	\$3,388
L1724/V1724	17"D X 24"H	\$2,112	\$2,905	\$2,724	\$3,507
L1916/V1916	19"D X 16"H	\$2,112	\$2,905	\$2,750	\$3,528
L1920/V1920	19"D X 20"H	\$2,224	\$3,056	\$2,854	\$3,688
L1924/V1924	19"D X 24"H	\$2,295	\$3,149	\$2,933	\$3,794
L2116/V2116	21"D X 16"H	\$2,295	\$3,149	\$2,965	\$3,817
L2120/V2120	21"D X 20"H	\$2,433	\$3,337	\$3,107	\$3,996
L2124/V2124	21"D X 24"H	\$2,528	\$3,454	\$3,196	\$4,111
L2516/V2516	25"D X 16"H	\$2,528	\$3,454	\$3,216	\$4,136
L2520/V2520	25"D X 20"H	\$2,667	\$3,670	\$3,347	\$4,338
L2524/V2524	25"D X 24"H	\$2,775	\$3,817	\$3,468	\$4,489
L3116/V3116	31"D X 16"H	\$2,724	\$3,836	\$3,507	\$4,542
L3120/V3120	31"D X 20"H	\$2,933	\$4,017	\$3,647	\$4,719
L3716/V3716	37"D X 16"H	\$2,965	\$4,049	\$3,675	\$4,759
L3720/V3720	37"D X 20"H	\$3,115	\$4,258	\$3,826	\$5,091

MODEL #	DIMENSIONS				
		LAMINATE W/O BASE (WBDR)	VENEER W/O BASE (WBDRB)	LAMINATE W/BASE (WBDRB)	VENEER W/BASE (WBDRB)
L1716/V1716	17"D X 16"H	\$3,181	\$3,515	\$3,551	\$3,887
L1720/V1720	17"D X 20"H	\$3,250	\$3,607	\$3,615	\$3,966
L1724/V1724	17"D X 24"H	\$3,294	\$3,681	\$3,666	\$4,038
L1916/V1916	19"D X 16"H	\$3,392	\$3,771	\$3,766	\$4,143
L1920/V1920	19"D X 20"H	\$3,464	\$3,887	\$3,843	\$4,268
L1924/V1924	19"D X 24"H	\$3,515	\$3,945	\$3,894	\$4,317
L2116/V2116	21"D X 16"H	\$3,607	\$4,038	\$3,985	\$4,415
L2120/V2120	21"D X 20"H	\$3,687	\$4,168	\$4,079	\$4,555
L2124/V2124	21"D X 24"H	\$3,766	\$4,258	\$4,153	\$4,655
L2516/V2516	25"D X 16"H	\$3,851	\$4,330	\$4,253	\$4,730
L2520/V2520	25"D X 20"H	\$3,953	\$4,472	\$4,357	\$4,864
L2524/V2524	25"D X 24"H	\$4,028	\$4,574	\$4,415	\$4,980
L3116/V3116	31"D X 16"H	\$4,128	\$4,689	\$4,540	\$5,091
L3120/V3120	31"D X 20"H	\$4,228	\$4,813	\$4,630	\$5,214
L3716/V3716	37"D X 16"H	\$4,330	\$4,925	\$4,730	\$5,427
L3720/V3720	37"D X 20"H	\$4,440	\$5,076	\$4,859	\$5,489

Add Model Number as suffix - For Example: WBDR V1716

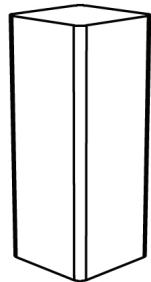
NOTE: Dura-Coat Available at the same price as Veneer

**SQUARE CORNER PEDESTAL
(PED)**



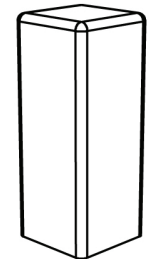
MODEL #	DIMENSIONS	PRICE
L1030	10"W X 10"D X 30"H	\$1,036
V1030	10"W X 10"D X 30"H	\$1,608
L1230	12"W X 12"D X 30"H	\$1,102
V1230	12"W X 12"D X 30"H	\$1,688
L1236	12"W X 12"D X 36"H	\$1,191
V1236	12"W X 12"D X 36"H	\$1,884
L1630	16"W X 16"D X 30"H	\$1,516
V1630	16"W X 16"D X 30"H	\$2,273
L1636	16"W X 16"D X 36"H	\$1,689
V1636	16"W X 16"D X 36"H	\$2,614

**SOFTLINE RADIUS PEDESTAL
(SLPED)**



MODEL #	DIMENSIONS	PRICE
L1030	10"W X 10"D X 30"H	\$1,480
V1030	10"W X 10"D X 30"H	\$2,324
L1230	12"W X 12"D X 30"H	\$1,586
V1230	12"W X 12"D X 30"H	\$2,460
L1236	12"W X 12"D X 36"H	\$1,691
V1236	12"W X 12"D X 36"H	\$2,599
L1630	16"W X 16"D X 30"H	\$1,776
V1630	16"W X 16"D X 30"H	\$2,750
L1636	16"W X 16"D X 36"H	\$1,869
V1636	16"W X 16"D X 36"H	\$2,914


**WOOD BORDERED PEDESTAL
(WBPED)**



MODEL #	DIMENSIONS	PRICE
L1030	10"W X 10"D X 30"H	\$2,333
V1030	10"W X 10"D X 30"H	\$2,820
L1230	12"W X 12"D X 30"H	\$2,531
V1230	12"W X 12"D X 30"H	\$3,033
L1236	12"W X 12"D X 36"H	\$2,646
V1236	12"W X 12"D X 36"H	\$3,166
L1630	16"W X 16"D X 30"H	\$2,828
V1630	16"W X 16"D X 30"H	\$3,388
L1636	16"W X 16"D X 36"H	\$2,937
V1636	16"W X 16"D X 36"H	\$3,535

Add Model Number as suffix - For Example: PED L1030

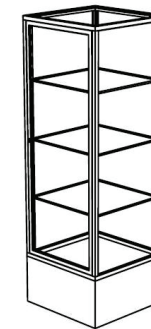
NOTE: Dura-Coat Available at the same price as Veneer



SLIDING DOOR WALL DISPLAY

- Hardwood Frame
- Fabric Tackboard
- Sliding Glass Doors with Lock
- Substitute Cork for \$100 List

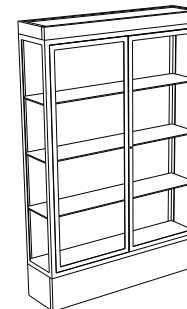
MODEL #	DIMENSIONS	PRICE
DSC WH VN 48436	48"W X 4"D X 36"H	\$4,494
DSC WH VN 48448	48"W X 4"D X 48"H	\$5,052
DSC WH VN 60448	60"W X 4"D X 48"H	\$6,308



DISPLAY CASE

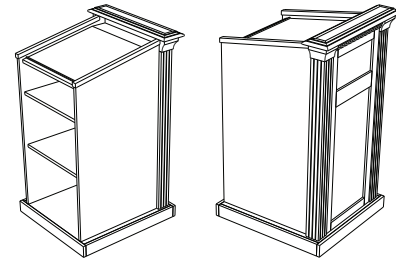
- Aluminum Frame
- Satin Anodized Finish
- Hinged Door with Lock
- Tempered Glass
- 3 Adjustable Glass Shelves
- Optional Light

MODEL #	DIMENSIONS	PRICE	PRICE with LIGHT
TRC GLS VN 181872	18"W X 18"D X 72"H	\$8,027	\$14,579
TRC GLS LM 181872	18"W X 18"D X 72"H	\$7,267	\$13,324
TRC GLS VN 242472	24"W X 24"D X 72"H	\$8,357	\$15,125
TRC GLS LM 242472	24"W X 24"D X 72"H	\$7,685	\$14,015



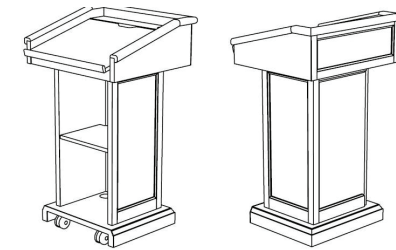
MODEL #	DIMENSIONS	PRICE	PRICE with LIGHT
DSPCS 481272	48"W X 12"D X 72"H	\$15,739	\$16,770
DSPCS 361272	36"W X 12"D X 72"H	\$14,004	\$15,035

TRADITIONAL LECTERNS

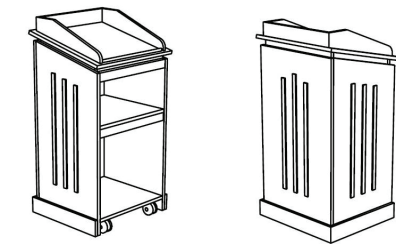


JAMESTOWN WOOD
JAMESTOWN WOOD


MODEL #	DIMENSIONS	PRICE
LEC JAM1 W	24"W X 23"D X 48"H	\$11,089
LEC JAM2 W	36"W X 23"D X 48"H	\$12,754



LEC TRAD VN 292749	29"W X 27"D X 49"H	\$10,082
LEC TRAD VN 362749	36"W X 27"D X 49"H	\$11,193

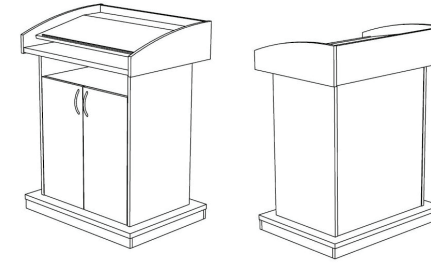


LEC TRAD VN 252348	25"W X 23"D X 48"H	\$8,288
LEC TRAD VN 362348	36"W X 23"D X 48"H	\$9,116

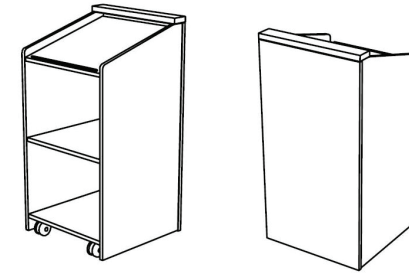


LEC TRAD VN 242548	24"W X 25"D X 48"H	\$6,271
LEC TRAD VN 362548	36"W X 25"D X 48"H	\$7,122

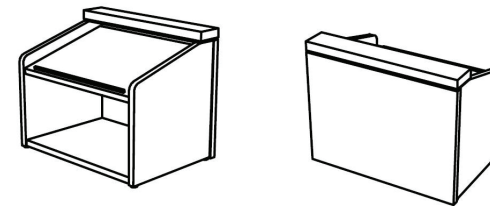
CLASSIC LECTERNS



MODEL #	DIMENSIONS	PRICE
LEC CON VN 372748	37"W X 27"D X 48"H	\$7,551
LEC CON LM 372748	37"W X 27"D X 48"H	\$5,662
LEC CON VN 292748	29"W X 27"D X 48"H	\$6,795
LEC CON LM 292748	29"W X 27"D X 48"H	\$5,097



LEC CLA VN 2418	24"W X 18"D X 47"H	\$4,390
LEC CLA LM 2418	24"W X 18"D X 47"H	\$3,290
LEC CLA VN 2424	24"W X 24"D X 47"H	\$4,653
LEC CLA LM 2424	24"W X 24"D X 47"H	\$3,488
LEC CLA VN 3624	36"W X 24"D X 47"H	\$5,350
LEC CLA LM 3624	36"W X 24"D X 47"H	\$4,012



LEC TT VN 2115	21"W X 15"D X 17"H	\$1,832
LEC TT LM 2115	21"W X 15"D X 17"H	\$1,212

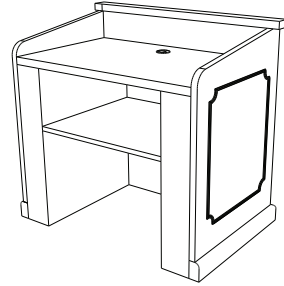
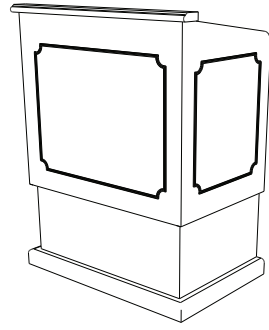

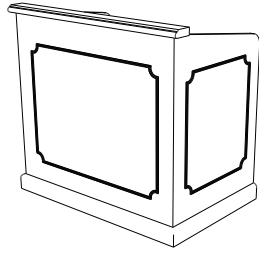
LECTERN LIGHT



MODEL #	PRICE
LEC LIGHT	\$555

Casegoods Adjustable Height Lecterns

ADJUSTABLE HEIGHT LECTERNS




WILLIAMSBURG SHOWN

	MODEL #	DIMENSIONS	JAMESTOWN (VN)	WILLIAMSBURG (VN)	AHMHERST (VN)	AURORA (LM)
36" WIDE	LEC AH 362748__	36"W X 27"D X 36/48"H	\$19,294	\$15,305	\$13,294	\$10,545
48" WIDE	LEC AH 482748__	48"W X 27"D X 36/48"H	\$21,802	\$17,294	\$15,022	\$11,915
60" WIDE	LEC AH 602748__	60"W X 27"D X 36/48"H	\$24,636	\$19,542	\$16,975	\$13,464

COLECRAFT

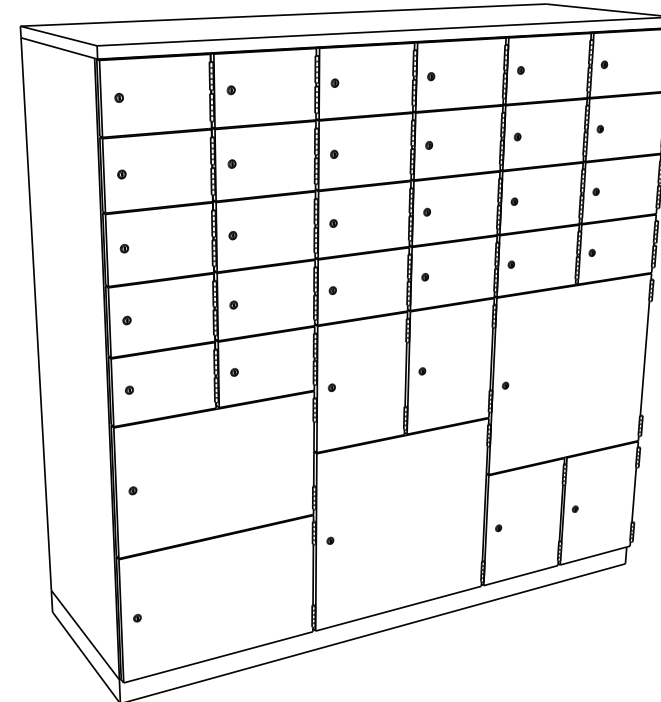
Casegoods Lockers

COLECRAFT



MODEL #	DIMENSIONS	LAMINATE (LM)	VENEER (VN)
LCKR_241878	24"W X 18"D X 78"H	\$6,763	\$7,565

LCKR_742472	72"W X 24"D X 72"H	\$19,836	\$25,424
-------------	--------------------	----------	----------



WHEN ORDERING USE MODEL NUMBER AND THE SPACE AFTER IS USED TO SIGNIFY STYLE. JAMESTOWN = JT • WILLIAMSBURGH = WB • AMHERST = AM • AURORA = AR

Tackboards

Ordering

- Specify tackboard size
- Specify surface material
Colecraft standard fabric options are available on page XX of the pricelist or on our website. COM and custom fabric is welcomed, contact customer service for more info.
- Specify frame option / profile
Colecraft standard wood species and finish options are available in the Colors and Finishes section of the pricelist or on our website.

Example


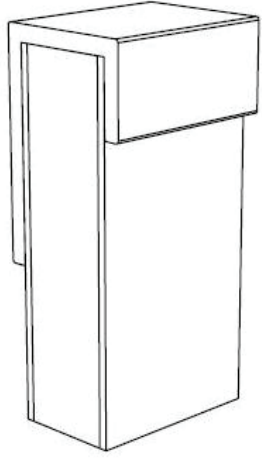
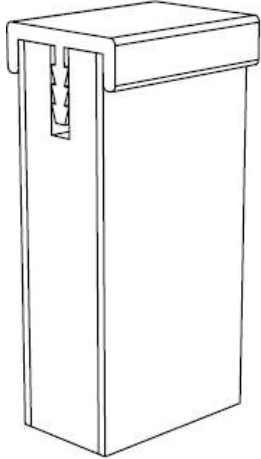
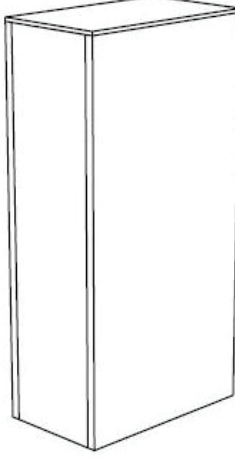


1. Size	24" x 48" Tackboard	TBD4824
2. Material color	"Angora"	2335-2035
3. Frame	Vinyl Edge "Gray"	VE 3

FABRIC TACKBOARDS

MODEL #	DIMENSIONS	SELF EDGE	VINYL EDGE	ALUM FRAME	WOOD FRAME
TBD2418	18"w x 24"h	\$236	\$338	\$704	\$952
TBD3024	24"w x 30"h	\$364	\$465	\$767	\$994
TBD3624	24"w x 36"h	\$411	\$513	\$900	\$1,016
TBD4824	24"w x 48"h	\$439	\$612	\$938	\$1,164
TBD4832	32"w x 48"h	\$525	\$702	\$1,070	\$1,405
TBD3636	36"w x 36"h	\$461	\$600	\$995	\$1,204
TBD4836	36"w x 48"h	\$612	\$786	\$1,087	\$1,472
TBD3642	42"w x 36"h	\$525	\$702	\$1,035	\$1,405
TBD3648	48"w x 36"h	\$612	\$786	\$1,087	\$1,472
TBD4848	48"w x 48"h	\$754	\$905	\$1,249	\$1,708
TBD3660	60"w x 36"h	\$878	\$1,054	\$1,387	\$1,797
TBD4860	60"w x 48"h	\$947	\$1,098	\$1,413	\$1,821
TBD3672	72"w x 36"h	\$985	\$1,160	\$1,517	\$1,700
TBD4872	72"w x 48"h	\$1,087	\$1,237	\$1,649	\$2,124
TBD3684	84"w x 36"h	\$1,237	\$1,415	\$1,639	\$1,880
TBD4884	84"w x 48"h	\$1,295	\$1,446	\$1,785	\$2,350
TBD4896	96"w x 48"h	\$1,310	\$1,453	\$1,850	\$2,775

FOR FORBO TACK-BORDS ADD 25%

Frame Options

Wood Frame	Aluminum Frame	Vinyl Edge	Self Edge
Rectangular 			
Bevel 	Aluminum Frame Color Satin anodized finish	Vinyl Edge Colors 1 Brown • 2 Black • 3 Gray	Self Edge Colors Matches finish of tackboard material
Radius 			

Casegoods Visual Presentation

Whiteboards

COLECRAFT

Ordering

1. Specify whiteboard size
2. Specify surface material
3. Specify frame option / profile
 - Colecraft standard wood species and finish options are available in the Colors and Finishes section of the pricelist or on our website.
4. Specify accessories

Surface Options

PolyVision e3 Ceramicsteel

e3 Ceramicsteel is an ultra smooth, optically flat and highly durable ceramic-on-steel surface that delivers a lustrous and silky smooth writing experience. Dry marker pens glide across the surface with minimal friction, minimal marker wear and maximum coverage while maintaining all the benefits of a traditional ceramicsteel writing surface: magnetic, scratch resistant, abrasion resistant, chemical resistant and wear resistant.

Custom grid patterns and specific templates are available on Polyvision writing surfaces.




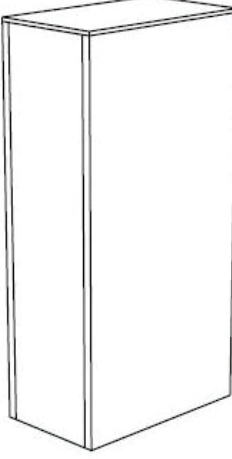

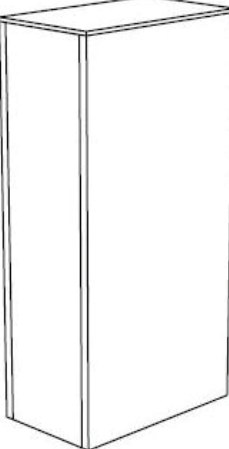


Wilsonart Marker Board Laminate

Wilsonart marker board laminate is a durable, gloss decorative surface that ensures easy erasure of dry erase markers. Marker board laminate is constructed from decorative surface papers that are pressed over kraft paper core sheets, then bonded, trimmed and the backs are sanded to facilitate bonding. This product is available in white, other colors are available.

- All whiteboards include :
- Drywall mounting brackets and screws,
 - 1 set of markers,
 - 1 eraser
 - 1" - 14" wide marker rail

Frame Options

<p>Wood Frame</p> <p>Rectangular </p> <p>Bevel </p> <p>Radius </p>	<p>Aluminum Frame</p>  <p>Aluminum Frame Color Satin anodized finish</p>	<p>Vinyl Edge</p>  <p>Vinyl Edge Colors 1 Brown • 2 Black • 3 Gray</p>	<p>Self Edge</p>  <p>Self Edge Colors Matches finish of tackboard material</p>
---	---	--	---

Casegoods Visual Presentation

COLECRAFT

WHITEBOARDS POLYVISION E3 CERAMICSTEEL

MODEL #	DIMENSIONS	SELF EDGE	VINYL EDGE	ALUM FRAME	WOOD FRAME
WHBP3624	24"w x 36"h	N/A	\$619	\$1,098	\$1,198
WHBP4832	32"w x 48"h	N/A	\$815	\$1,446	\$1,576
WHBP2436	36"w x 24"h	N/A	\$619	\$1,098	\$1,198
WHBP3636	36"w x 36"h	N/A	\$775	\$1,417	\$1,498
WHBP4836	36"w x 48"h	N/A	\$845	\$1,500	\$1,635
WHBP3248	48"w x 32"h	N/A	\$815	\$1,446	\$1,576
WHBP3648	48"w x 36"h	N/A	\$845	\$1,500	\$1,635
WHBP4848	48"w x 48"h	N/A	\$989	\$1,745	\$1,911
WHBP4860	60"w x 48"h	N/A	\$1,198	\$2,046	\$2,322
WHBP4872	72"w x 48"h	N/A	\$1,405	\$2,348	\$2,718
WHBP4884	84"w x 48"h	N/A	\$1,589	\$2,579	\$3,077
WHBP4896	96"w x 48"h	N/A	\$1,764	\$2,863	\$3,415

WHITEBOARDS WILSONART LAMINATE

MODEL #	DIMENSIONS	SELF EDGE	VINYL EDGE	ALUM FRAME	WOOD FRAME
WHBL3624	24"w x 36"h	\$419	\$467	\$940	\$982
WHBL4832	32"w x 48"h	\$578	\$643	\$1,178	\$1,351
WHBL2436	36"w x 24"h	\$419	\$467	\$940	\$982
WHBL3636	36"w x 36"h	\$578	\$643	\$1,119	\$1,351
WHBL4836	36"w x 48"h	\$608	\$676	\$1,202	\$1,420
WHBL3248	48"w x 32"h	\$578	\$643	\$1,178	\$1,351
WHBL3648	48"w x 36"h	\$608	\$676	\$1,202	\$1,420
WHBL4848	48"w x 48"h	\$667	\$742	\$1,353	\$1,559
WHBL4860	60"w x 48"h	\$793	\$883	\$1,559	\$1,850
WHBL4872	72"w x 48"h	\$971	\$1,080	\$1,767	\$2,270
WHBL4884	84"w x 48"h	\$1,097	\$1,221	\$1,906	\$2,565
WHBL4896	96"w x 48"h	\$1,159	\$1,290	\$2,097	\$2,709

ACCESSORIES	PRICE
EXPO WHITE BOARD CLEANER - 8 OZ	\$28
4 DRY ERASE MARKING PENS	\$20
ERASER	\$11

Ordering

1. Specify presentation cabinet size
(Review open and closed dimensions)

2. Specify surface materials
Interior door surfaces can be specified as either fabric covered tackboard or additional writing surface. Colecraft standard fabric options are available in the Colors and Finishes section of the pricelist or on our website. COM and custom fabric is welcomed, contact customer service for more info.

3. Specify door profile
Colecraft standard wood species and finish options are available in the Colors and Finishes section of the pricelist or on our website.

Surface Options

PolyVision e3 Ceramicsteel

e3 Ceramicsteel is an ultra smooth, optically flat and highly durable ceramic-on-steel surface that delivers a lustrous and silky smooth writing experience. Dry marker pens glide across the surface with minimal friction, minimal marker wear and maximum coverage while maintaining all the benefits of a traditional ceramicsteel writing surface: magnetic, scratch resistant, abrasion resistant, chemical resistant and wear resistant.

Custom grid patterns and specific templates are available on Polyvision writing surfaces.




Wilsonart Marker Board Laminate


Wilsonart marker board laminate is a durable, gloss decorative surface that ensures easy erasure of dry erase markers. Marker board laminate is constructed from decorative surface papers that are pressed over kraft paper core sheets, then bonded, trimmed and the backs are sanded to facilitate bonding. This product is available in white, other colors are available.

All whiteboards include :
drywall mounting brackets and screws,
1 set of markers,
1 eraser
14" wide marker rail


Door Options



Rectilinear (REW)
(Wood or Laminate)



Vertical Radius (VRW)
(Wood)



Curvilinear (CUW)
(Wood or Laminate)

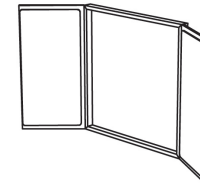


Bullnose (BNW)
(Wood)




Traditional (TRW)
(Wood)

POLYVISION P3 CERAMICSTEEL	MODEL #	DIMENSIONS	RECT WOOD (REW)	VERTICAL RAD WOOD (VRW)	CURVILINEAR WOOD (CUW)	BULLNOSE WOOD (BNW)	TRADITIONAL WOOD (TRW)	RECT LAMI-NATE (REL)	CURV LAMI-NATE (CUL)
----------------------------	---------	------------	-----------------	-------------------------	------------------------	---------------------	------------------------	----------------------	----------------------

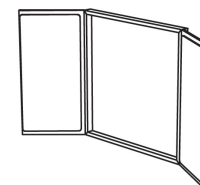


B030P	30"w x 42"h	\$3,094	\$3,236	\$3,637	\$4,032	\$4,495	\$2,255	\$3,109
B036P	36"w x 36"h	\$3,425	\$3,642	\$3,725	\$3,918	\$4,204	\$2,757	\$3,382
B032P	48"w x 32"h	\$3,671	\$3,971	\$4,154	\$4,762	\$5,312	\$2,969	\$3,781




B048P	48"w x 48"h	\$4,646	\$4,950	\$4,866	\$5,255	\$5,912	\$3,540	\$4,384
B060P	60"w x 48"h	\$5,591	\$5,822	\$5,726	\$6,313	\$6,975	\$4,043	\$4,871
B072P	72"w x 48"h	\$6,550	\$7,631	\$6,682	\$6,933	\$7,716	\$5,718	\$6,646

WILSONART LAMINATE



B030L	30"w x 42"h	\$2,645	\$3,049	\$3,137	\$3,498	\$3,919	\$1,882	\$2,659
B036L	36"w x 36"h	\$2,945	\$3,144	\$3,219	\$3,394	\$3,654	\$2,341	\$2,907
B032L	48"w x 32"h	\$3,170	\$3,444	\$3,607	\$4,160	\$4,660	\$2,530	\$3,269



B048L	48"w x 48"h	\$3,971	\$4,247	\$4,171	\$4,526	\$5,123	\$2,966	\$3,734
B060L	60"w x 48"h	\$4,769	\$4,976	\$4,891	\$5,423	\$6,026	\$3,361	\$4,114
B072L	72"w x 48"h	\$5,577	\$5,929	\$5,697	\$5,926	\$6,637	\$4,349	\$5,114

Accessories
Flip Chart (pack of 4)

Models: B030, B032, B036, B048
\$67

Models: B060, B072
\$67

*Flip Chart is not available for 36"w x36"h cabinets.

Add door option to price - For Example: B060 CUW

COLECRAFT

Colecraft Commercial Furnishings

1021 Allen Street - Jamestown, NY 14701

Phone: (844)-500-9356 • (716) 488-2810

www.colecraftcf.com

Fax: (716) 488-2824



LIBRARY

& COURTROOM FURNITURE



SPECIFICATION GUIDE

REV 111924

NOTE: Due to the recent unanticipated cost increase of raw materials please call to confirm list pricing before you quote your clients

COLECRAFT
The Art of Detail™

General Information

Colecraft creates innovative library furniture solutions that combine style, function, technology, and craftsmanship into each design. Our library furniture provides visual appeal, enhanced performance and long term satisfaction. By offering a broad range of standard products along with unlimited custom solutions, we can uniquely tailor our solution to your project.

Worksurface Materials:

Colecraft offers a full line of standard laminates offered by Formica, Wilsonart, Arborite, Pionite or Nevamar. Premium and special order laminates, solid surface, quartz, stone, marble, granite, metal and Marmoleum are available on request. Contact customer service for pricing and delivery.

Bookcase Specifications:

All bookcases are constructed with 1 1/4" thick side panels, 3/4" thick shelves. Shelves are notched around steel pins to prevent them from accidentally sliding out.

Technology Solutions:

Colecraft offers a wide range of power, data, voice, and wire management options. Please see the Technology Solutions section of this price list for standard solutions. We welcome custom requirements. Our customer service department will gladly develop and quote a solution for your unique connectivity requirement.

Table Specifications:

Library tables feature 2"w x 1 3/4" thick solid hardwood edge, durable HPL (high pressure laminate) inset on the top with solid hardwood aprons and tapered legs. Legs and aprons are attached with mortise and tenon joints, heavy gauge steel brackets and heavy duty bolts to assure a lifetime of service. Other edges and surface materials (wood, marmoleum...) are available.

Study Carrel Specifications:

Study carrels have 1 1/4" thick work surfaces and side panels with 1 1/4" back panels, in your choice of wood or laminate. An optional CPU holder can be added.

Chair Specifications:

Chairs are constructed of solid hardwood and shipped fully assembled. They are available with hardwood or upholstered seats and with or without arms.


LIBRARY FURNITURE


Shelving


30" high	3
42" high	4
48" high	5
60" high	6
72" high	7
84" high	8

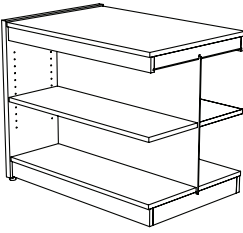
End Panels	9
Reading Tables	10 - 11
Mission Tables	12 - 13
Study/Computer Carrels	14 - 15
Misc. Furniture	16 - 18
Chairs	20 - 21
Courtroom Furniture	22 - 25

Shelving - 30" High

	MODEL #	DIMENSIONS	LAMINATE (LM)	WOOD (WD)
	LS SFST_371030	37 1/4"w x 10 3/4"d x 30"h	\$1,770	\$2,361
	LS SFST_371230	37 1/4"w x 12 3/4"d x 30"h	\$1,827	\$2,438
	LS SFST_371630	37 1/4"w x 16"d x 30"h	\$2,738	\$3,650

	LS SFAD_361030	36"w x 10 3/4"d x 30"h	\$1,392	\$1,857
	LS SFAD_361230	36"w x 12 3/4"d x 30"h	\$1,477	\$1,970
	SL SFAD_361630	36"w x 16"d x 30"h	\$2,180	\$2,908


	LS BBST_372030	37 1/4"w x 20"d x 30"h	\$2,788	\$3,718
	LS BBST_372430	37 1/4"w x 24"d x 30"h	\$2,958	\$3,945

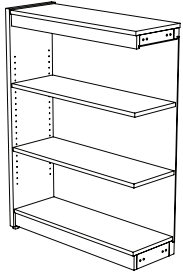
	LS BBAD_362030	36"w x 20"d x 30"h	\$2,339	\$3,117
	LS BBAD_362430	36"w x 24"d x 30"h	\$2,383	\$3,176


Library

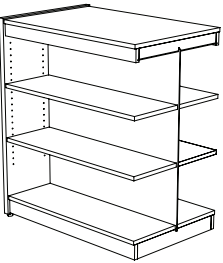
COLECRAFT

Shelving - 42" High

	MODEL #	DIMENSIONS	LAMINATE (LM)	WOOD (WD)
	LS SFST_371042	37 1/4"w x 10 3/4"d x 42"h	\$2,083	\$2,776
	LS SFST_371242	37 1/4"w x 12 3/4"d x 42"h	\$2,150	\$2,867
	LS SFST_371642	37 1/4"w x 16"d x 42"h	\$3,221	\$4,295

	MODEL #	DIMENSIONS	LAMINATE (LM)	WOOD (WD)
	LS SFAD_361042	36"w x 10 3/4"d x 42"h	\$1,638	\$2,185
	LS SFAD_361242	36"w x 12 3/4"d x 42"h	\$1,738	\$2,317
	SL SFAD_361642	36"w x 16"d x 42"h	\$2,564	\$3,420


	MODEL #	DIMENSIONS	LAMINATE (LM)	WOOD (WD)
	LS BBST_372042	37 1/4"w x 20"d x 42"h	\$3,280	\$4,373
	LS BBST_372442	37 1/4"w x 24"d x 42"h	\$3,480	\$4,640

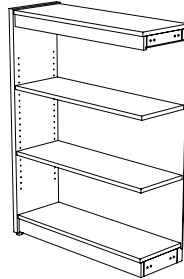
	MODEL #	DIMENSIONS	LAMINATE (LM)	WOOD (WD)
	LS BBAD_362042	36"w x 20"d x 42"h	\$2,750	\$3,667
	LS BBAD_362442	36"w x 24"d x 42"h	\$2,883	\$3,844


Library

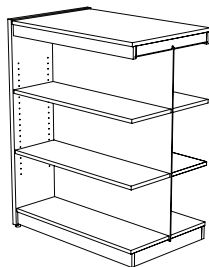
COLECRAFT

Shelving - 48" High

	MODEL #	DIMENSIONS	LAMINATE (LM)	WOOD (WD)
	LS SFST_371048	37 1/4"w x 10 3/4"d x 48"h	\$2,228	\$2,972
	LS SFST_371248	37 1/4"w x 12 3/4"d x 48"h	\$2,300	\$3,068
	LS SFST_371648	37 1/4"w x 16"d x 48"h	\$3,447	\$4,595

	MODEL #	DIMENSIONS	LAMINATE (LM)	WOOD (WD)
	LS SFAD_361048	36"w x 10 3/4"d x 48"h	\$1,753	\$2,339
	LS SFAD_361248	36"w x 12 3/4"d x 48"h	\$1,859	\$2,480
	SL SFAD_361648	36"w x 16"d x 48"h	\$2,744	\$3,660

	MODEL #	DIMENSIONS	LAMINATE (LM)	WOOD (WD)
	LS BBST_372048	37 1/4"w x 20"d x 48"h	\$3,509	\$4,681
	LS BBST_372448	37 1/4"w x 24"d x 48"h	\$3,724	\$4,965

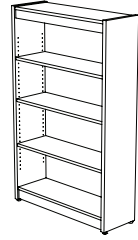
	MODEL #	DIMENSIONS	LAMINATE (LM)	WOOD (WD)
	LS BBAD_362048	36"w x 20"d x 48"h	\$2,943	\$3,923
	LS BBAD_362448	36"w x 24"d x 48"h	\$3,085	\$4,112

Library

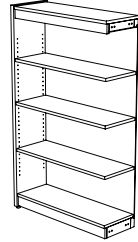
COLECRAFT

Shelving - 60" High

	MODEL #	DIMENSIONS	LAMINATE (LM)	WOOD (WD)
SINGLE FACED STARTER	LS SFST_371060	37 1/4"w x 10 3/4"d x 60"h	\$2,500	\$3,334
	LS SFST_371260	37 1/4"w x 12 3/4"d x 60"h	\$2,647	\$3,529
	LS SFST_371660	37 1/4"w x 16"d x 60"h	\$4,086	\$5,449



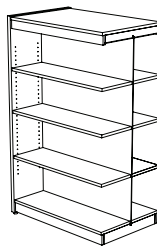
SINGLE FACED ADDER	LS SFAD_361060	36"w x 10 3/4"d x 60"h	\$1,985	\$2,649
	LS SFAD_361260	36"w x 12 3/4"d x 60"h	\$2,115	\$2,819
	SL SFAD_361660	36"w x 16"d x 60"h	\$3,293	\$4,391



DOUBLE FACED STARTER	LS BBST_372060	37 1/4"w x 20"d x 60"h	\$4,085	\$5,445
	LS BBST_372460	37 1/4"w x 24"d x 60"h	\$4,393	\$5,858



DOUBLE FACED ADDER	LS BBAD_362060	36"w x 20"d x 60"h	\$3,408	\$4,544
	LS BBAD_362460	36"w x 24"d x 60"h	\$3,612	\$4,815

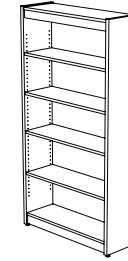


Library

COLECRAFT

Shelving - 72" High

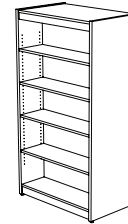
	MODEL #	DIMENSIONS	LAMINATE (LM)	WOOD (WD)
SINGLE FACED STARTER	LS SFST_371072	37 1/4"w x 10 3/4"d x 72"h	\$2,867	\$3,824
	LS SFST_371272	37 1/4"w x 12 3/4"d x 72"h	\$3,059	\$4,078
	LS SFST_371672	37 1/4"w x 16"d x 72"h	\$4,480	\$5,976



SINGLE FACED ADDER	LS SFAD_361072	36"w x 10 3/4"d x 72"h	\$2,293	\$3,056
	LS SFAD_361272	36"w x 12 3/4"d x 72"h	\$2,430	\$3,239
	SL SFAD_361672	36"w x 16"d x 72"h	\$3,571	\$4,760



DOUBLE FACED STARTER	LS BBST_372072	37 1/4"w x 20"d x 72"h	\$4,876	\$6,501
	LS BBST_372472	37 1/4"w x 24"d x 72"h	\$5,258	\$7,011



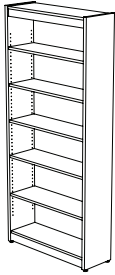
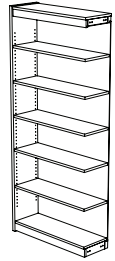

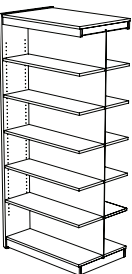
DOUBLE FACED ADDER	LS BBAD_362072	36"w x 20"d x 72"h	\$3,994	\$5,326
	LS BBAD_362472	36"w x 24"d x 72"h	\$4,299	\$5,731



Library

COLECRAFT


Shelving - 84" Height

	MODEL #	DIMENSIONS	LAMINATE (LM)	WOOD (WD)
	LS SFST_371084	37 1/4"w x 10 3/4"d x 84"h	\$2,989	\$3,985
	LS SFST_371284	37 1/4"w x 12 3/4"d x 84"h	\$3,201	\$4,270
	LS SFST_371684	37 1/4"w x 16"d x 84"h	\$4,612	\$6,149
	LS SFAD_361084	36"w x 10 3/4"d x 84"h	\$2,396	\$3,194
	LS SFAD_361284	36"w x 12 3/4"d x 84"h	\$2,537	\$3,384
	SL SFAD_361684	36"w x 16"d x 84"h	\$3,851	\$5,134
	LS BBST_372084	37 1/4"w x 20"d x 84"h	\$5,132	\$6,843
	LS BBST_372484	37 1/4"w x 24"d x 84"h	\$5,543	\$7,390
	LS BBAD_362084	36"w x 20"d x 84"h	\$4,191	\$5,587
	LS BBAD_362484	36"w x 24"d x 84"h	\$3,722	\$4,962

Library

COLECRAFT


End Panels

						
		Insert 2 letter code for wood				
	MODEL #	DIMENSIONS	JAMESTOWN	KENDALL	SHAKER	SHAKER W/SIGN
END PANELS	EP_VN 1030	10 3/4"d x 30"h	\$1,026	\$1,072	\$909	\$1,049
	EP_VN 1230	12 3/4"d x 30"h	\$1,087	\$1,136	\$963	\$1,112
	EP_VN 1630	16"d x 30"h	\$1,605	\$1,678	\$1,423	\$1,642
	EP_VN 2030	20"d x 30"h	\$1,720	\$1,799	\$1,525	\$1,760
	EP_VN 2430	24"d x 30"h	\$1,804	\$1,885	\$1,599	\$1,844
	EP_VN 1042	10 3/4"d x 42"h	\$1,206	\$1,261	\$1,069	\$1,234
	EP_VN 1242	12 3/4"d x 42"h	\$1,279	\$1,337	\$1,134	\$1,309
	EP_VN 1642	16"d x 42"h	\$1,888	\$1,974	\$1,674	\$1,932
	EP_VN 2042	20"d x 42"h	\$2,024	\$2,115	\$1,794	\$2,070
	EP_VN 2442	24"d x 42"h	\$2,122	\$2,218	\$1,881	\$2,169
	EP_VN 1048	10 3/4"d x 48"h	\$1,291	\$1,350	\$1,145	\$1,320
	EP_VN 1248	12 3/4"d x 48"h	\$1,369	\$1,431	\$1,214	\$1,400
	EP_VN 1648	16"d x 48"h	\$2,020	\$2,112	\$1,790	\$2,066
	EP_VN 2048	20"d x 48"h	\$2,165	\$2,264	\$1,919	\$2,215
	EP_VN 2448	24"d x 48"h	\$2,270	\$2,373	\$2,012	\$2,321
	EP_VN 1060	10 3/4"d x 60"h	\$1,462	\$1,528	\$1,296	\$1,496
	EP_VN 1260	12 3/4"d x 60"h	\$1,557	\$1,628	\$1,379	\$1,592
	EP_VN 1660	16"d x 60"h	\$2,424	\$2,535	\$2,148	\$2,479
	EP_VN 2060	20"d x 60"h	\$2,508	\$2,622	\$2,223	\$2,565
	EP_VN 2460	24"d x 60"h	\$2,657	\$2,778	\$2,355	\$2,717
	EP_VN 1072	10 3/4"d x 72"h	\$1,688	\$1,764	\$1,496	\$1,726
	EP_VN 1272	12 3/4"d x 72"h	\$1,789	\$1,870	\$1,585	\$1,829
	EP_VN 1672	16"d x 72"h	\$2,628	\$2,747	\$2,330	\$2,688
	EP_VN 2072	20"d x 72"h	\$2,939	\$3,073	\$2,606	\$3,006
EP_VN 2472	24"d x 72"h	\$3,164	\$3,308	\$2,804	\$3,236	
EP_VN 1084	10 3/4"d x 84"h	\$1,764	\$1,844	\$1,563	\$1,804	
EP_VN 1284	12 3/4"d x 84"h	\$1,868	\$1,953	\$1,656	\$1,911	
EP_VN 1684	16"d x 84"h	\$2,834	\$2,963	\$2,512	\$2,898	
EP_VN 2084	20"d x 84"h	\$3,084	\$3,224	\$2,733	\$3,154	
EP_VN 2484	24"d x 84"h	\$3,330	\$3,481	\$2,951	\$3,405	

Library

Reading Tables

COLECRAFT

	MODEL #	DIMENSIONS	PRICE
	CRR RT LM 2448	24"w x 48"d x 29"h	\$6,072
	CRR RT LM 2460	24"w x 60"d x 29"h	\$6,478
	CRR RT LM 2472	24"w x 72"d x 29"h	\$6,926
	CRR RT LM 2484	24"w x 84"d x 29"h	\$7,392
	CRR RT LM 2496	24"w x 96"d x 29"h	\$7,823

RECTANGULAR 30"

CRR RT LM 3048	30"w x 48"d x 29"h	\$6,331
CRR RT LM 3060	30"w x 60"d x 29"h	\$6,832
CRR RT LM 3072	30"w x 72"d x 29"h	\$7,334
CRR RT LM 3084	30"w x 84"d x 29"h	\$7,861
CRR RT LM 3096	30"w x 96"d x 29"h	\$8,266



RECTANGULAR 36"

CRR RT LM 3660	36"w x 60"d x 29"h	\$7,236
CRR RT LM 3672	36"w x 72"d x 29"h	\$7,800
CRR RT LM 3684	36"w x 84"d x 29"h	\$8,284
CRR RT LM 3696	36"w x 96"d x 29"h	\$8,933




Laminate surface with 1 1/2" x 1 1/4" hardwood edgeband - see Conference tables price book for additional table top options.
Mission style tables have hardwood aprons & tapered legs.

Library

Reading Tables

COLECRAFT

	MODEL #	DIMENSIONS	PRICE
	CRR RT LM 4260	42"w x 60"d x 29"h	\$7,403
	CRR RT LM 4272	42"w x 72"d x 29"h	\$8,162
	CRR RT LM 4284	42"w x 84"d x 29"h	\$8,922
	CRR RT LM 4296	42"w x 96"d x 29"h	\$9,680

RECTANGULAR 48"

CRR RT LM 4860	48"w x 60"d x 29"h	\$7,945
CRR RT LM 4872	48"w x 72"d x 29"h	\$8,813
CRR RT LM 4884	48"w x 84"d x 29"h	\$9,680
CRR RT LM 4896	48"w x 96"d x 29"h	\$9,917



SQUARE

CRR SQ LM 3636	36"w x 36"d x 29"h	\$5,887
CRR SQ LM 4242	42"w x 42"d x 29"h	\$6,743
CRR SQ LM 4848	48"w x 48"d x 29"h	\$7,064



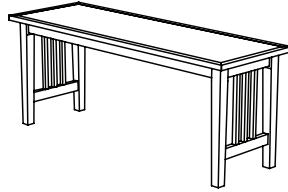
ROUND

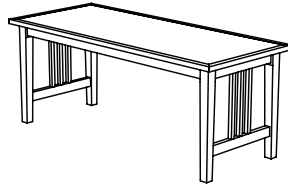
CRR RD LM 4200	42"dia x 29"h	\$7,243
CRR RD LM 4800	48"dia x 29"h	\$7,609
CRR RD LM 5400	54"dia x 29"h	\$8,570
CRR RD LM 6000	60"dia x 29"h	\$8,940

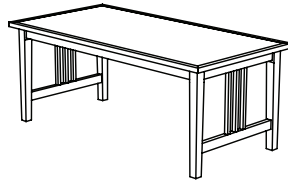


Laminate surface with 1 1/2" x 1 1/4" hardwood edgeband - see Conference tables price book for additional table top options.
Mission style tables have hardwood aprons & tapered legs.

Mission-Style Tables

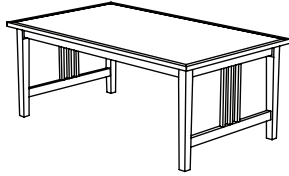
	MODEL #	DIMENSIONS	PRICE
	MRR RT LM 2448	24"w x 48"d x 29"h	\$7,267
	MRR RT LM 2460	24"w x 60"d x 29"h	\$7,673
	MRR RT LM 2472	24"w x 72"d x 29"h	\$8,121
	MRR RT LM 2484	24"w x 84"d x 29"h	\$8,587
	MRR RT LM 2496	24"w x 96"d x 29"h	\$9,018

	MODEL #	DIMENSIONS	PRICE
	MRR RT LM 3048	30"w x 48"d x 29"h	\$7,526
	MRR RT LM 3060	30"w x 60"d x 29"h	\$8,026
	MRR RT LM 3072	30"w x 72"d x 29"h	\$8,529
	MRR RT LM 3084	30"w x 84"d x 29"h	\$9,056
	MRR RT LM 3096	30"w x 96"d x 29"h	\$9,533

	MODEL #	DIMENSIONS	PRICE
	MRR RT LM 3660	36"w x 60"d x 29"h	\$8,431
	MRR RT LM 3672	36"w x 72"d x 29"h	\$8,995
	MRR RT LM 3684	36"w x 84"d x 29"h	\$8,681
	MRR RT LM 3696	36"w x 96"d x 29"h	\$10,128

Laminate surface with 1 1/2" x 1 1/4" hardwood edgeband - see Conference tables price book for additional table top options.
Mission style tables have hardwood aprons & tapered legs.

Mission-Style Tables

	MODEL #	DIMENSIONS	PRICE
	MRR RT LM 4260	42"w x 60"d x 29"h	\$8,598
	MRR RT LM 4272	42"w x 72"d x 29"h	\$9,357
	MRR RT LM 4284	42"w x 84"d x 29"h	\$10,117
	MRR RT LM 4296	42"w x 96"d x 29"h	\$10,875

	MODEL #	DIMENSIONS	PRICE
	MRR RT LM 4860	48"w x 60"d x 29"h	\$9,140
	MRR RT LM 4872	48"w x 72"d x 29"h	\$10,008
	MRR RT LM 4884	48"w x 84"d x 29"h	\$10,875
	MRR RT LM 4896	48"w x 96"d x 29"h	\$11,112

	MODEL #	DIMENSIONS	PRICE
	MRR SQ LM 3636	36"w x 36"d x 29"h	\$7,046
	MRR SQ LM 4242	42"w x 42"d x 29"h	\$7,901
	MRR SQ LM 4848	48"w x 48"d x 29"h	\$8,222

	MODEL #	DIMENSIONS	PRICE
	MRR RD LM 4200	42"dia x 29"h	\$8,402
	MRR RD LM 4800	48"dia x 29"h	\$8,768
	MRR RD LM 5400	54"dia x 29"h	\$9,729
	MRR RD LM 6000	60"dia x 29"h	\$10,099

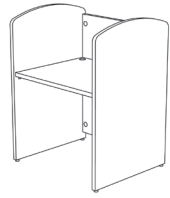
Laminate surface with 1 1/2" x 1 1/4" hardwood edgeband - see Conference tables price book for additional table top options.
Mission style tables have hardwood aprons & tapered legs.

Library

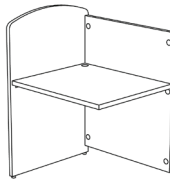
COLECRAFT

Study / Computer Carrel

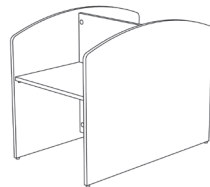
	MODEL #	DIMENSIONS	LAMINATE (LM)	WOOD (WD)
SINGLE FACED STARTER	SCC SFST_363048	36"w x 30"d x 48"h	\$4,137	\$5,910
	SCC SFST_483048	48"w x 30"d x 48"h	\$5,767	\$6,784



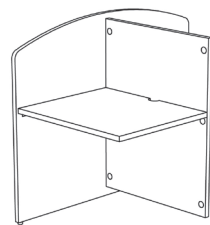
SINGLE FACED ADDER	SCC SFAD_343048	34 3/4"w x 30"d x 48"h	\$3,516	\$5,023
	SCC SFAD_463048	46 3/4"w x 30"d x 48"h	\$4,902	\$5,766



DOUBLE FACED STARTER	SCC BBST_366048	36"w x 60"d x 48"h	\$5,824	\$8,321
	SCC BBST_486048	48"w x 60"d x 48"h	\$6,026	\$8,611



DOUBLE FACED ADDER	SCC BBAD_346048	34 3/4"w x 60"d x 48"h	\$4,950	\$7,073
	SCC BBAD_466048	46 3/4"w x 60"d x 48"h	\$5,122	\$7,319

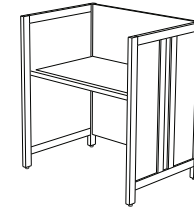


Library

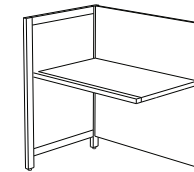
COLECRAFT

Mission Study / Computer Carrel

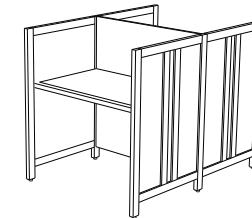
	MODEL #	DIMENSIONS	WOOD (WD)
SINGLE FACED STARTER	MSCC SFST_363048	36"w x 30"d x 48"h	\$7,356
	MSCC SFST_483048	48"w x 30"d x 48"h	\$7,596



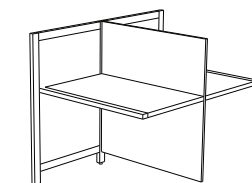
SINGLE FACED ADDER	MSCC SFAD_343048	34 3/4"w x 30"d x 48"h	\$6,536
	MSCC SFAD_463048	46 3/4"w x 30"d x 48"h	\$6,633



DOUBLE FACED STARTER	MSCC BBST_366048	36"w x 60"d x 48"h	\$13,452
	MSCC BBST_486048	48"w x 60"d x 48"h	\$13,582



DOUBLE FACED ADDER	MSCC BBAD_346048	34 3/4"w x 60"d x 48"h	\$11,959
	MSCC BBAD_466048	46 3/4"w x 60"d x 48"h	\$12,100



Library

Furniture

COLECRAFT

	MODEL #	DIMENSIONS	LAMINATE (LM)	WOOD (WD)
--	---------	------------	---------------	-----------

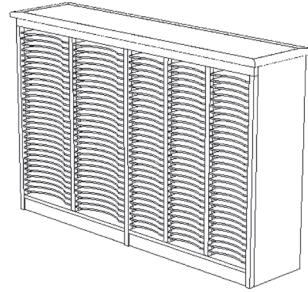
PUZZLE GAME STORAGE

LAF PGS_721648

72"w x 16"d x 48"h

\$9,602

\$10,429



Great piece for a children's area
Storage for countless puzzles & games

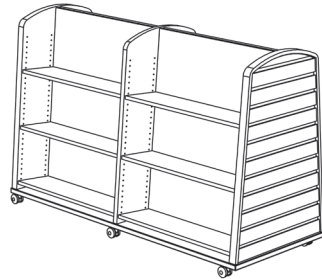
MOBILE SHELVING

LAF MS_723048

72"w x 30"d x 48"h

\$7,604

\$8,946



8 adjustable shelves & 2 fixed shelves
Casters for mobility

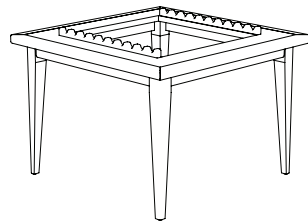
NEWSPAPER TABLE

LAF NPT_424229

42"w x 42"d x 29"h

\$4,672

\$4,634



Unique table provides vertical newspaper storage
Includes newspaper hangers

Library

Furniture

COLECRAFT

	MODEL #	DIMENSIONS	LAMINATE (LM)	WOOD (WD)
--	---------	------------	---------------	-----------

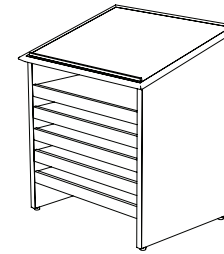
ATLAS/Dictionary STAND

LAF ADS_332942

33 1/2"w x 29"d x 42"h

\$5,542

\$7,916



Sturdy panels assure stability
Full extension slides provide maximum
utilization of the atlas stand shelves

AUDIO BOOK SHELF

LAF ABS_371084

37 3/16"w x 10 1/2"d x 84"h

\$4,848

\$6,467



Single sided audio bookshelf
6 angled shelves for display purposes

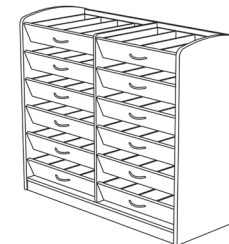
PULL OUT CD STORAGE

LAF PCD_612453

61"w x 24 3/4"d x 53"h

\$14,855

\$16,505



Single sided storage unit for CD's
12 pullout drawers with full extension slides for maximum utilization of space
Solid red oak and veneers

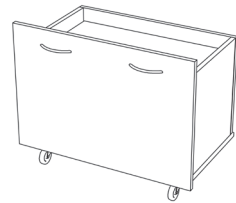
Furniture and Accessories

	MODEL #	DIMENSIONS	LAMINATE (LM)	WOOD (WD)
BOOK CART	LAF BC_ 371842	37"w x 18"d x 42"h	\$2,566	\$3,665



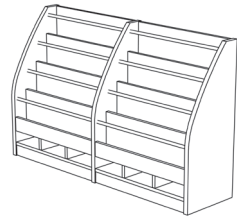
Double sided book cart with 4 sloping shelves
Dual wheeled casters for mobility
Bonus flat bottom shelf is good for larger items

DEPRESSABLE BOOK CART	LAF DBC_ 342127	34"w x 21"d x 27 5/8"h	\$7,120	\$7,848
	LAF DBC_ 342127	34"w x 21"d x 27 5/8"h	\$7,854	\$8,694



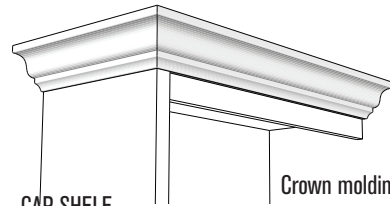
Spring loaded bottom shelf for maximum capacity
Casters for mobility

MAGAZINE RACK	LAF MR_ 621639	62 1/4"w x 16 1/4"d x 39 1/2"h	N/A	\$4,194
---------------	----------------	--------------------------------	-----	---------




Single sided magazine rack
4 easy to reach shelves
Cubbies for additional storage needs

CROWN MOLDING	CRM VN		N/A	\$218
---------------	--------	--	-----	-------



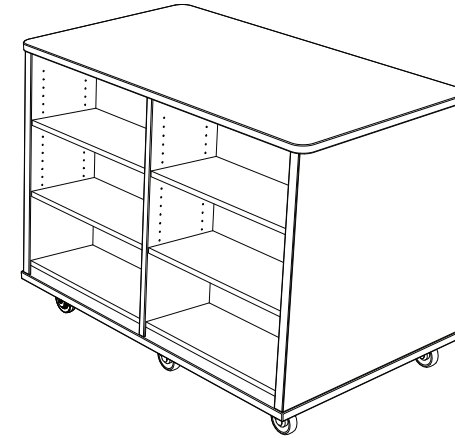
Crown molding is sold by the foot

CAP SHELF			EDGE PROFILE	EDGE PROFILE
	CPS VN 10	10 3/4"d (one sided)	BASIC	DELUXE
	CPS VN 12	12 3/4"d (one sided)	\$60	\$136
	CPS VN 16	16"d (one sided)	\$77	\$173
	CPS VN 20	20"d (two sided)	\$97	\$218
	CPS VN 24	24"d (two sided)	\$111	\$272
			\$144	\$327



Cap shelf is sold by the foot

	MODEL #	DIMENSIONS	LAMINATE (LM)
MOBILE DOUBLE BOOK CART	MD BC_ 603648	60"w x 36"d x 48"h	\$5,179



Library

COLECRAFT

Wood Chairs

	MODEL #	SEAT HEIGHT	PRICE
STERLING CHAIR	CH STL 18	18"	\$1,391 \$0



BOSTON CHAIR	CH BST 18	18"	\$2,773
--------------	-----------	-----	---------



CLASS ACT CHAIR	CH CLSSACT 18	18"	\$1,314
-----------------	---------------	-----	---------



CHILDRENS CLASS ACT CHAIR	CH CLSACTCHLD 14	14"	\$1,147
	CH CLSACTCHLD 16	16"	\$1,179



Library

COLECRAFT

Wood Chairs

	MODEL #	SEAT HEIGHT	PRICE
ADDISON CHAIR	CH AD 18	18"	\$1,185



COLLEGIAN CHAIR	CH CL 18	18"	\$1,219
-----------------	----------	-----	---------



CHILDRENS ADDISON CHAIR	CH ADCHLD 16	16"	\$1,174
-------------------------	--------------	-----	---------




CHILDRENS COLLEGIAN CHAIR	CH CLCHLD 12	12"	\$1,086
	CH CLCHLD 14	14"	\$1,140
	CH CLCHLD 16	16"	\$1,167



Courtroom Furniture

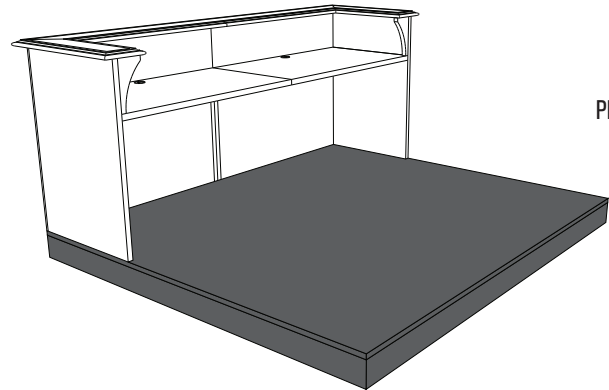
COLECRAFT

JUDGE'S BENCH AND CLERK STANDS	MODEL #	DIMENSIONS	JAMESTOWN (VN)	WILLIAMSBURG (VN)	AMHERST (VN)	AURORA (LM)
JUDGES BENCH	JB 723642__	72"W X 36"D X 42"H	\$29,223	\$23,181	\$20,136	\$15,972
	JB 843642__	84"W X 36"D X 42"H	\$31,407	\$24,914	\$21,641	\$17,165



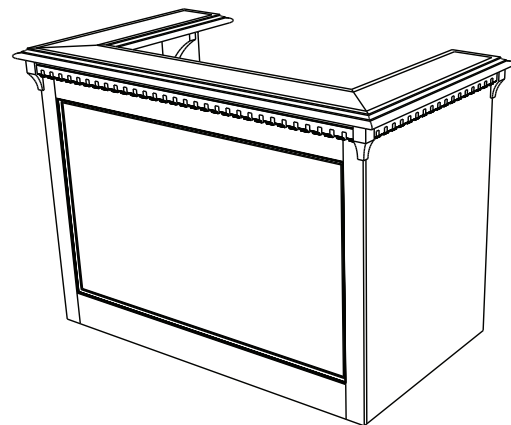
SHOWN IN WILLIAMSBURG STYLE

JUDGES PLATFORM	JBPF 72846__	72"W X 84"D X 6"H	\$15,097	\$11,975	\$10,402	\$8,251
	JBPF 84846__	84"W X 84"D X 6"H	\$16,042	\$12,725	\$11,053	\$8,767



PLATFORM ONLY SEE ABOVE FOR BENCH PRICING.

WITNESS STAND /CLERK STAND	WS 423036__	42"W X 30"D X 36"H	\$15,857	\$12,578	\$10,926	\$8,666
	WS 483036__	48"W X 30"D X 36"H	\$16,547	\$13,126	\$11,401	\$9,044




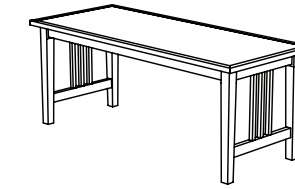

SHOWN IN JAMESTOWN STYLE

WHEN ORDERING USE MODEL NUMBER AND THE SPACE AFTER IS USED TO SIGNIFY STYLE. JAMESTOWN = JT • WILLIAMSBURGH = WB • AMHERST = AM • AURORA = AR

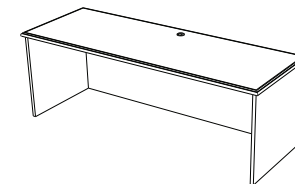
Courtroom Furniture

COLECRAFT

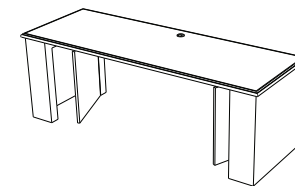
COURT ROOM TABLES	MODEL #	DIMENSIONS	PRICE
JAMESTOWN (VN)	JMST RT LM 2472	30"w x 72"d x 29"h	\$10,634
	JMST RT LM 2484	30"w x 84"d x 29"h	\$11,399
	JMST RT LM 2496	30"w x 96"d x 29"h	\$11,985
WILLIAMSBURG (VN)	MRR RT LM 3072	30"w x 72"d x 29"h	\$8,529
	MRR RT LM 3084	30"w x 84"d x 29"h	\$9,056
	MRR RT LM 3096	30"w x 96"d x 29"h	\$9,533
AMHERST (VN)	CRR RT LM 3072	30"w x 72"d x 29"h	\$7,334
	CRR RT LM 3084	30"w x 84"d x 29"h	\$7,861
	CRR RT LM 3096	30"w x 96"d x 29"h	\$8,266
AURORA (LM)	AUR RT LM 3072	30"w x 72"d x 29"h	\$5,794
	AUR RT LM 3084	30"w x 84"d x 29"h	\$6,211
	AUR RT LM 3096	30"w x 96"d x 29"h	\$6,530
	Laminate Top With Metal Legs		



JACKSON SERIES ATTORNEY TABLES	MODEL #	DIMENSIONS	JAMESTOWN (VN)	WILLIAMSBURG (VN)	AMHERST (VN)	AURORA (LM)
PANEL	JAK 723029__	72"W X 30"D X 29"H	\$6,141	\$4,871	\$4,231	\$3,356
	JAK 843029__	84"W X 30"D X 29"H	\$6,428	\$5,099	\$4,429	\$3,513
	JAK 963029__	96"W X 30"D X 29"H	\$6,713	\$5,325	\$4,625	\$3,669



WIRE ACCESS	WAJAK 723029__	72"W X 30"D X 29"H	\$14,422	\$11,440	\$9,937	\$7,882
	WAJAK 843029__	84"W X 30"D X 29"H	\$14,730	\$11,685	\$10,150	\$8,051
	WAJAK 963029__	96"W X 30"D X 29"H	\$16,033	\$12,718	\$11,047	\$8,762

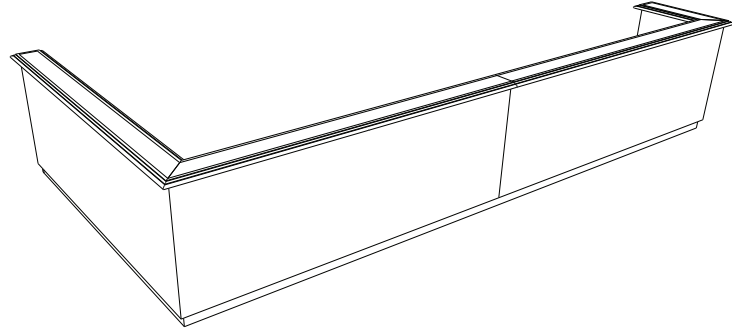


WHEN ORDERING USE MODEL NUMBER AND THE SPACE AFTER IS USED TO SIGNIFY STYLE. JAMESTOWN = JT • WILLIAMSBURGH = WB • AMHERST = AM • AURORA = AR

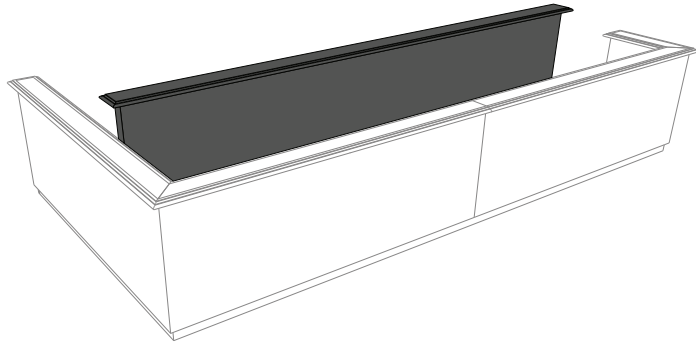
Courtroom Furniture

COLECRAFT


JURY FURNITURE	MODEL #	DIMENSIONS	JAMESTOWN (VN)	WILLIAMSBURG (VN)	AMHERST (VN)	AURORA (LM)
JURY BOX	CRJB 1929636__	192"W X 96"D X 36"H	\$62,817	\$49,829	\$43,283	\$34,332



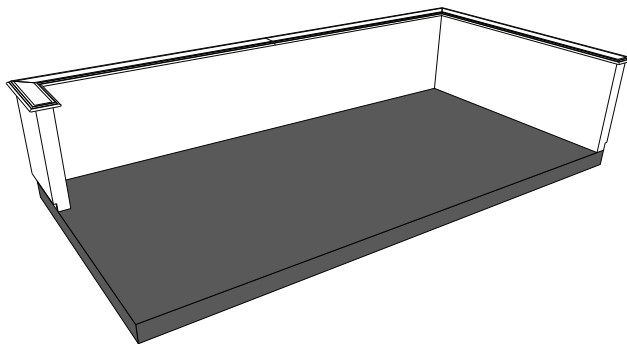
JURY CENTER DIVIDER	JCD 1921242__	192"W X 12"D X 42"H	\$56,133	\$44,527	\$38,677	\$30,679
---------------------	---------------	---------------------	----------	----------	----------	----------



JURY WORKSURFACE	JWS 19212__	192"W X 12"D	\$8,911	\$7,069	\$6,140	\$4,870
------------------	-------------	--------------	---------	---------	---------	---------



JURY PLATFORM	JRPF 192486__	192"W X 48"D X 6"H	\$30,060	\$23,845	\$20,712	\$16,429
---------------	---------------	--------------------	----------	----------	----------	----------

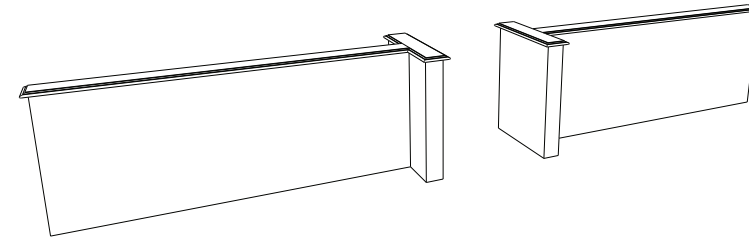


WHEN ORDERING USE MODEL NUMBER AND THE SPACE AFTER IS USED TO SIGNIFY STYLE. JAMESTOWN = JT • WILLIAMSBURGH = WB • AMHERST = AM • AURORA = AR

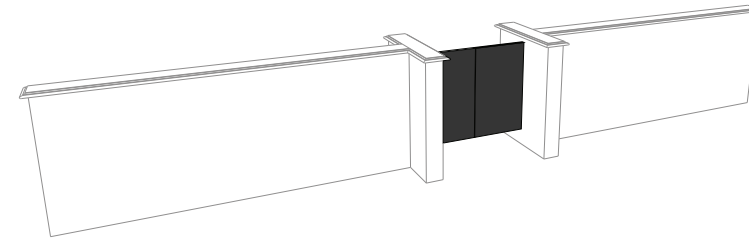
Courtroom Furniture

COLECRAFT

LECTERNS & DIVIDERS	MODEL #	DIMENSIONS	JAMESTOWN (VN)	WILLIAMSBURG (VN)	AMHERST (VN)	AURORA (LM)
DIVIDING WALL	CRDW __ __	PER FOOT	\$3,040	\$2,411	\$2,094	\$1,661



SALOON DOORS	CRSD__	NOT AVAILABLE	\$9,796	\$8,509	\$6,750
--------------	--------	---------------	---------	---------	---------



WHEN ORDERING USE MODEL NUMBER AND THE SPACE AFTER IS USED TO SIGNIFY STYLE. JAMESTOWN = JT • WILLIAMSBURGH = WB • AMHERST = AM • AURORA = AR

Colecraft Commercial Furnishings

1021 Allen Street - Jamestown, NY 14701

Phone: (844)-500-9356 • (716) 488-2810

www.colecraftcf.com

Fax: (716) 488-2824





POWER & DATA

& TECHNOLOGY SOLUTIONS



SPECIFICATION GUIDE

REV 111924

NOTE: Due to the recent unanticipated cost increase of raw materials please call to confirm list pricing before you quote your clients

COLECRAFT
The Art of Detail™

MARINA
COLLABORATIVE MEETING TECHNOLOGY

The Marina is an all-inclusive, self-contained, collaborative meeting solution. Sliding doors offer easy access to a combination of power receptacles, customizable telecom plates and USB charging ports for keeping your favorite devices charged, even while in use. High definition HDMI audio visual components are packaged neatly inside the unit, and allow for up to 4 users to share ideas on one screen with the simple push of a "Show Me" button.

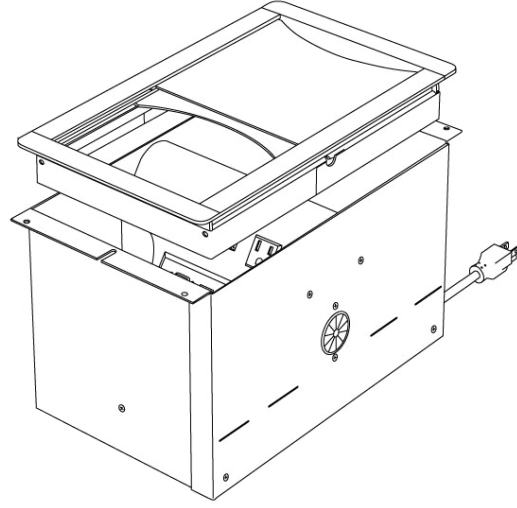
Flexibility in design – All components are stored in a technology bay which is easily affixed to the underside of the table. A separate grommet with sliding doors is dropped in from the top and available in a variety of finishes or be creative and design your own.

Integral cable management – Recessed storage compartment provides ample space for cabling when not in use keeping the workspace clutter free and any adapters stored.

Easy set-up – once installed in the table, simply connect the Marina into a power source and monitor and you are ready to share.
No additional software installation is required.



DESCRIPTION	MODEL #	FINISH	PRICE
MARINA HDMI - (4) POWER, (4) 2.1A USB CHARGING PORTS, (4) HDMI SHOW ME CABLES, HDMI 4 POSITION SWITCH BOX, (2) PLATE CUTOUTS, 15' HDMI MONITOR CABLE, 108" CORD	MAR-H-GW-108	GLOSS WHITE	\$9,361
	MAR-H-S-108	SILVER PEARL	\$9,361
	MAR-H-B-108	BLACK	\$9,361
	MAR-H-AL-108	CLEAR BRUSHED ALUMINUM	\$9,889
	MAR-H-BA-108	BLACK BRUSHED ALUMINUM	\$9,889



ACCESSORIES:

HDMI TO VGA ADAPTER PACK WITH AUDIO SUPPORT	ADPT-HDMI/VGA	BLACK	\$678
HDMI TO DISPLAYPORT ADAPTER PACK	ADPT-HDMI/DP	BLACK	\$306
HDMI TO MINI DISPLAYPORT & THUNDERBOLT ADAPTER PACK	ADPT-HDMI/MDP	BLACK	\$287
HDMI TO APPLE 30PIN ADAPTER PACK	ADPT-HDMI/30PIN	BLACK	\$1,175
HDMI TO APPLE LIGHTNING ADAPTER PACK	ADPT-HDMI/LTN	BLACK	\$963
ADAPTER SAMPLE PACK. INCLUDES ONE OF EACH HDMI ADAPTER	ADPT-SAMPLEPK	BLACK	\$1,497


OASIS

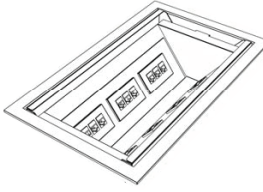
BRING POWER AND STYLE TO CONFERENCE AND MEETING ROOMS

The Oasis Series of decorative table troughs integrate modern design elements with power, USB charging ports, and customizable telecom options. Combined, these elements provide a powerful solution to meet technology needs of today and the future. Whether your application consists of a large conference table or small meeting space, the full size 30" Oasis or smaller 15" Oasis Mini are the perfect solution to meet your individual project needs.

An integral two door lid with dampened release action which, when opened, retracts into the table to maximize table work surfaces and compliment any design.

Customization opportunities by mix and matching different inserts to create just the right configuration of power, USB charging, and data options for your application.



DESCRIPTION	MODEL #	FINISH	PRICE
 <p>OASIS MINI A - 15" TROUGH, (6) POWER RECEPTACLES, (2) TELECOM PLATE CUTOUTS, (2) 108" STANDARD CORD</p>	OASIS-MINI-A	SLIVER PEARL/CLEAR ANODIZED DOORS & BEZELS	\$2,847
	OASIS-MINI-A BL	BLACK/BLACK ANODIZED DOORS & BEZELS	\$2,847
	OAM-A-PC-S	SILVER PEARL POWDER COAT	\$2,031
	OAM-A-PC-B	BLACK POWDER COAT	\$2,031
 <p>OASIS MINI A - 15" TROUGH, (6) POWER RECEPTACLE, (2) TELECOM PLATE CUTOUTS, FOR DAISYCHAINING MULTIPLE UNITS FROM 1 POWER INFEEED.</p>	OAM-A-4-1-S	SLIVER PEARL/CLEAR ANODIZED DOORS & BEZELS	\$3,120
	OAM-A-4-1-B	BLACK/BLACK ANODIZED DOORS & BEZELS	\$3,120
	OAM-A-PC-4-1-S	SILVER PEARL POWDER COAT	\$2,301
	OAM-A-PC-4-1-B	BLACK POWDER COAT	\$2,301
 <p>OASIS MINI A - OUTER PAN TO CONCEAL THE BOTTOM OF THE OASIS MINI TROUGH FOR APPLICATIONS WHERE THE UNDERSIDE OF THE UNIT IS EXPOSED.</p>	OASIS-MINI PAN	BLACK	\$280
	OASIS-MINI PANS	SILVER	\$280
 <p>OASIS MINI B - 15" TROUGH, (4) POWER RECEPTACLES, (3) TELECOM PLATE CUTOUTS, (1) 108" STANDARD CORD</p>	OASIS-MINI-B	SLIVER PEARL/CLEAR ANODIZED DOORS & BEZELS	\$2,847
	OASIS-MINI-B BL	BLACK/BLACK ANODIZED DOORS & BEZELS	\$2,847
	OAM-B-PC-S	SILVER PEARL POWDER COAT	\$2,031
	OAM-B-PC-B	BLACK POWDER COAT	\$2,031
 <p>OASIS MINI B - 15" TROUGH, (4) POWER RECEPTACLE, (3) TELECOM PLATE CUTOUTS, FOR DAISYCHAINING MULTIPLE UNITS FROM 1 POWER INFEEED.</p>	OAM-B-4-1-S	SLIVER PEARL/CLEAR ANODIZED DOORS & BEZELS	\$3,120
	OAM-B-4-1-B	BLACK/BLACK ANODIZED DOORS & BEZELS	\$3,120
	OAM-B-PC-4-1-S	SILVER PEARL POWDER COAT	\$2,301
	OAM-B-PC-4-1-B	BLACK POWDER COAT	\$2,301
 <p>OASIS MINI B - 15" TROUGH, (6) POWER RECEPTACLES, (2) USB CHARGING PORTS, (1) TELECOM PLATE CUTOUT, 2 (108") STANDARD CORD</p>	OAM-U-AL-108	SLIVER PEARL/CLEAR ANODIZED DOORS & BEZELS	\$3,041
	OAM-U-BA-108	BLACK/BLACK ANODIZED DOORS & BEZELS	\$3,041
	OAM-U-PC-S-108	SILVER PEARL POWDER COAT	\$2,227
	OAM-U-PC-B-108	BLACK POWDER COAT	\$2,227
 <p>OASIS MINI B - 15" TROUGH, (6) POWER RECEPTACLES, (2) USB CHARGING PORTS, (1) TELECOM PLATE CUTOUT. FOR DAISYCHAINING MULTIPLE UNITS FROM 1 POWER INFEEED.</p>	OAM-U-4-1-AL	SLIVER PEARL/CLEAR ANODIZED DOORS & BEZELS	\$3,305
	OAM-U-4-1-BA	BLACK/BLACK ANODIZED DOORS & BEZELS	\$3,305
	OAM-U-PC-4-1-S	SILVER PEARL POWDER COAT	\$2,490
	OAM-U-PC-4-1-B	BLACK POWDER COAT	\$2,490
72" POWER CORD	42 SB2-72		\$166

*CALL CUSTOMER SERVICE FOR DAISYLINK OPTIONS

*TELECOM PLATES SOLD SEPARATELY ON PAGE 26

REEF

STYLISH POWER SOLUTIONS TO FRESHEN UP CONFERENCE ROOMS

The Reef offers a sleek design and is packed with power options including both 120 AMP power receptacles and the latest in USB charging technology along with ample data capabilities to handle all your unique requirements. Reef provides an option when the additional features and size of the Oasis Mini are not desired.

Dampened door design adds a soft touch when opening the lid and disappears into the furniture allowing easy access to all components inside the unit.

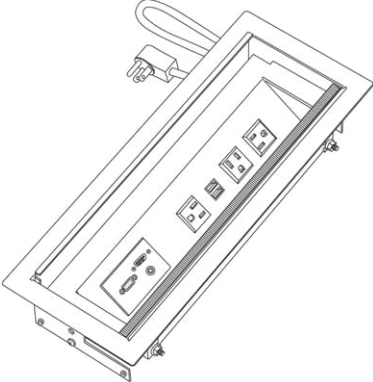
Integrated brush helps keep debris from entering the unit and allows cords to exit the unit even when the door is closed.

Powerful 2.1 AMP USB's are coated and water resistant for protection against spills and can charge higher power devices such as tablets even when in use.

Our DaisyLink® compatible unit, allows you to connect multiple units together from one power infeed, ideal when you are installing multiple units within a table.

Various configurations and finish options allow you to select which unit is best for your application.



DESCRIPTION	MODEL #	FINISH	PRICE	
	REEF - (3) POWER, (1) CONVENIENCE, (2) 2.1A USB, (1) DATA PLATE KNOCKOUT, (2) RJ45 KNOCK OUTS, 108" POWER CORD	REF-31U-S-108	SILVER PEARL	\$1,328
		REF-31U-B-108	BLACK	\$1,328
		REF-31U-GW-108	GLOSS WHITE	\$1,328
		REF-31U-AL-108	CLEAR BRUSHED ALUMINUM	\$1,830
	REEF - (4) POWER, 2.1A USB, (1) DATA PLATE KNOCK-OUT, (2) RJ45 KNOCK OUTS, 108" POWER CORD	REF-4U-S-108	SILVER PEARL	\$1,328
		REF-4U-B-108	BLACK	\$1,328
		REF-4U-GW-108	GLOSS WHITE	\$1,328
		REF-4U-AL-108	CLEAR BRUSHED ALUMINUM	\$1,830
	REEF - (3) POWER, (1) CONVENIENCE, 2.1A USB, (1) DATA PLATE KNOCKOUT, (2) RJ45 KNOCK OUTS, DAISY LINK	REF-4-1-3U-S	SILVER PEARL	\$1,699
		REF-4-1-3U-B	BLACK	\$1,699
		REF-4-1-3U-GW	GLOSS WHITE	\$1,699
		REF-4-1-3U-AL	CLEAR BRUSHED ALUMINUM	\$2,201
	REEF - (4) POWER, 2.1A USB, (1) DATA PLATE KNOCK-OUT, (2) RJ45 KNOCK OUTS, DAISY LINK	REF-4-1-4U-S	SILVER PEARL	\$1,699
		REF-4-1-4U-B	BLACK	\$1,699
		REF-4-1-4U-GW	GLOSS WHITE	\$1,699
		REF-4-1-4U-AL	CLEAR BRUSHED ALUMINUM	\$2,201

INTERFACE
DATA PACKED CONFERENCE POWER SOLUTION

The Interface G2 is an ideal solution for large conference tables and meeting spaces. Packed with four power and three telecom plate cutouts, the Interface G2 is available in configurations both with and without USB to satisfy all your connectivity needs.

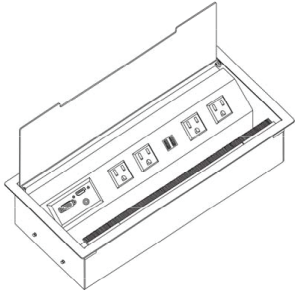
A convenience outlet, allowing access for ancillary accessories to be powered below the worksurface.

2.1 amp USB ports for charging your favorite devices including high powered devices such as tablets when in use.

A variety of finish options including Gloss White (new), Silver Pearl or Black powder coat as well as Brushed and Anodized aluminum and Brushed Stainless Steel.



DESCRIPTION	MODEL #	FINISH	PRICE
INTERFACE G2 - (4) POWER, (1) CONVENIENCE OUTLET, (2) 2.1AMP USB, 3 TELECOM PLATE KNOCKOUTS, 72" CORD	INT-41U-S-72	SILVER PEARL	\$1,286
	INT-41U-B-72	BLACK	\$1,286
	INT-41U-GW-72	GLOSS WHITE	\$1,286
	INT-41U-AL-72	BRUSHED AND ANODIZED ALUMINUM	\$1,728
	INT-41U-SS-72	BRUSHED STAINLESS STEEL	\$1,767



INTERFACE G2 - (4) POWER, (1) CONVENIENCE OUTLET, (2) 2.1AMP USB, 3 TELECOM PLATE KNOCKOUTS, 72" HARDWIRE	INT-41U-S-HW-72	SILVER PEARL	\$1,328
	INT-41U-B-HW-72	BLACK	\$1,328
	INT-41U-GW-HW-72	GLOSS WHITE	\$1,328
	INT-41U-AL-HW-72	Brushed & Anodized Aluminum	\$1,770
	INT-41U-SS-HW-72	Brushed Stainless Steel	\$1,813

INTERFACE G2 - (4) POWER, (1) CONVENIENCE OUTLET, (3) TELECOM PLATE KNOCKOUTS, 72" CORD	INT-41-S-72	SILVER PEARL	\$1,128
	INT-41-B-72	BLACK	\$1,128
	INT-41-GW-72	GLOSS WHITE	\$1,128
	INT-41-AL-72	BRUSHED AND ANODIZED ALUMINUM	\$1,566
	INT-41-SS-72	BRUSHED STAINLESS STEEL	\$1,608

INTERFACE G2 - (4) POWER, (1) CONVENIENCE OUTLET, (3) TELECOM PLATE KNOCKOUTS, 72" HARDWIRE	INT-41-S-HW-72	SILVER PEARL	\$1,169
	INT-41-B-HW-72	BLACK	\$1,169
	INT-41-GW-HW-72	GLOSS WHITE	\$1,169
	INT-41-AL-HW-72	BRUSHED AND ANODIZED ALUMINUM	\$1,608
	INT-41-SS-HW-72	BRUSHED STAINLESS STEEL	\$1,653

INTERACT
CONVENIENT TABLETOP POWER AND DATA SOLUTION

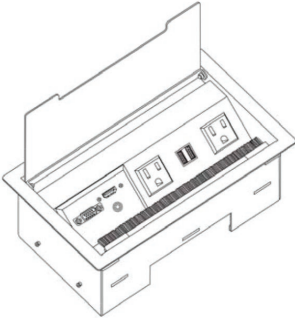
The Interact G2 is a simple solution ideal for small conference areas and meeting rooms. Interact G2 provides power, data and USB charging accessible at the table top with an additional convenience outlet located underneath for added utility power.

A convenience outlet, allowing access for ancillary accessories to be powered below the worksurface.

•
2.1 amp USB ports for charging your favorite devices including high powered devices such as tablets when in use.

•
Integrated Cord Pass Thru's for conveniently making existing cabling accessible at the worksurface.

•
A variety of finish options including Gloss White (new), Silver Pearl or Black powder coat as well as Brushed and Anodized aluminum and Brushed Stainless Steel.



DESCRIPTION	MODEL #	FINISH	PRICE
INTERACT G2 - (2) POWER, (1) CONVENIENCE OUTLET, (2) 2.1AMP USB, (1) TELECOM KNOCKOUT, (2) RJ45 CAT 6 DATA KNOCKOUTS, (2) CORD PASS THROUGH, 72" CORD	ACT-21U-S-72	SILVER PEARL	\$694
	ACT-21U-B-72	BLACK	\$694
	ACT-21U-GW-72	GLOSS WHITE	\$694
	ACT-21U-AL-72	BRUSHED AND ANODIZED ALUMINUM	\$985
	ACT-21U-SS-72	BRUSHED STAINLESS STEEL	\$1,011

INTERACT G2 - (2) POWER, (1) CONVENIENCE OUTLET, (2) 2.1AMP USB, (1) TELECOM KNOCKOUT, (2) RJ45 CAT 6 DATA KNOCKOUTS, (2) CORD PASS THROUGH, 72" HARDWARE	ACT-21U-S-HW-72	SILVER PEARL	\$746
	ACT-21U-B-HW-72	BLACK	\$746
	ACT-21U-GL-HW-72	GLOSS WHITE	\$746
	ACT-21U-AL-HW-72	BRUSHED AND ANODIZED ALUMINUM	\$1,043
	ACT-21U-SS-HW-72	BRUSHED STAINLESS STEEL	\$1,065

INTERACT G2 - (2) POWER, (1) CONVENIENCE OUTLET, (1) TELECOM KNOCKOUT, (2) RJ45 CAT 6 DATA KNOCK-OUTS, (2) CORD PASS THROUGH, 72" CORD	ACT-21-S-72	SILVER PEARL	\$535
	ACT-21-B-72	BLACK	\$535
	ACT-21-GW-72	GLOSS WHITE	\$535
	ACT-21-AL-72	BRUSHED AND ANODIZED ALUMINUM	\$837
	ACT-21-SS-72	BRUSHED STAINLESS STEEL	\$858

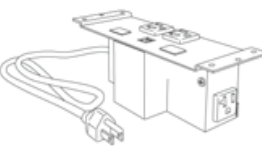
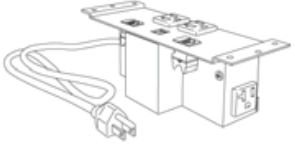
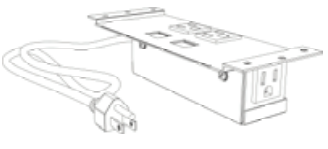
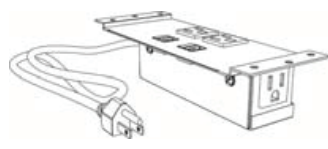

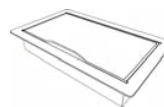
INTERACT G2 - (2) POWER, (1) CONVENIENCE OUTLET, (1) TELECOM KNOCKOUT, (2) RJ45 CAT 6 DATA KNOCK-OUTS, (2) CORD PASS THROUGH, 72" HARDWARE	ACT-21-S-HW-72	SILVER PEARL	\$580
	ACT-21-B-HW-72	BLACK	\$580
	ACT-21-GW-HW-72	GLOSS WHITE	\$580
	ACT-21-AL-HW-72	BRUSHED AND ANODIZED ALUMINUM	\$885
	ACT-21-SS-HW-72	BRUSHED STAINLESS STEEL	\$906

VILLA

BRING POWER AND STYLE TO CONFERENCE AND MEETING ROOMS

The Villa Series is a flexible two part power data system consisting of a Power Base which is mounted beneath the worksurface and a selection of grommets allowing customization of the table top. Our unique convenience receptacle, located on the power base, provides easy access for meeting various ancillary power requirements. Numerous power base and grommet options are available making the Villa Series the most flexible power unit available. The Villa Series is also compatible with our 4 Wire 2 Circuit DaisyLink system providing a convenient way to link multiple Villa units together from a single power infeed.



	DESCRIPTION	MODEL #	FINISH	PRICE
	VILLA - (2) POWER RECEPTACLES, (2) 2.1A USB CHARGING PORTS, (2) KNOCKOUTS FOR RJ45 CONNECTORS, 72" CORD	VIL-C-U-DKO-B-Length	BLACK	\$517
		VIL-C-U-DKO-S-Length	SILVER	\$517
	VILLA - (2) POWER RECEPTACLES, (2) 2.1A USB CHARGING PORTS, (2) RJ45 CAT6 CONNECTORS, 72" CORD	VIL-C-U-D-B-Length	BLACK	\$649
		VIL-C-U-D-S-Length	SILVER	\$649
	VILLA - (2) POWER RECEPTACLES, (2) KNOCKOUTS FOR RJ45 CONNECTORS	VIL-C-DKO-B-Length	BLACK	\$357
		VIL-C-DKO-S-Length	SILVER	\$357
	VILLA - (2) POWER RECEPTACLES, (2) RJ45 CAT6 CONNECTORS, 72" CORD	VIL-C-D-B-Length	BLACK	\$488
		VIL-C-D-S-Length	SILVER	\$488
	VILLA FLUSH LID GROMMET	VIL-GROM-F-AL	BRUSHED ALUMINUM	\$324
		VIL-GROM-F-SS	BRUSHED STAINLESS STEEL	\$324
		VIL-GROM-F-B	BLACK	\$246
		VIL-GROM-F-S	SILVER	\$246
		VIL-GROM-F-W	GLOSS WHITE	\$272
	VILLA LIFT LID GROMMET	VIL-GROM-L-B	BLACK	\$246
		VIL-GROM-L-S	SILVER	\$246
		VIL-GROM-L-W	GLOSS WHITE	\$272

*CALL CUSTOMER SERVICE FOR DAISYLINK OPTIONS

*TELECOM PLATES SOLD SEPARATELY ON PAGE 26

SANDBAR

FLEXIBLE UNDERTABLE POWER SOLUTION

Sandbar provides an attractive yet flexible way to incorporate our 8 wire, 4 circuit electrical system into many furniture applications. It is offered in a single sided configuration for individual workstations or computer tables as well as a double sided configuration for back to back applications, such as benching systems. Flexible mounting options allow Sandbar to be attached to the bottom of a worksurface or onto a modesty panel depending on your design requirements.

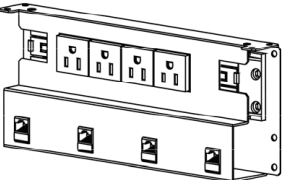
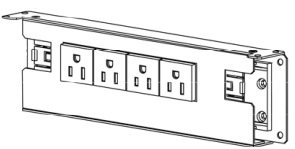
Flexible mounting options to easily secure the unit to the underside of a work-surface, directly to a modesty panel, or in a trough.

Great retrofit opportunity with no cutouts required.

Various configurations to satisfy all project requirements including single and double sided versions, and power only and data options.

ETL Listed



DESCRIPTION	MODEL #	FINISH	PRICE
 SANDBAR - SINGLE SIDED QUAD POWER BAR WITH CIRCUITS 1, 2, 3IG & 4 RECEPTACLES. KNOCKOUTS FOR 4 RJ45 CAT 6 DATA JACKS	84 SBS-B-12IG4	BLACK	\$464
	84 SBS-S-12IG4	SILVER	\$464
 SANDBAR - SINGLE SIDED QUAD POWER BAR WITH 4 CIRCUITS & 1 RECEPTACLES. KNOCK-OUTS FOR 4 RJ45 CAT 6 DATA JACKS	84 SBS-B-1111	BLACK	\$464
	84 SBS-S-1111	SILVER	\$464
 SANDBAR - SINGLE SIDED QUAD POWER BAR WITH CIRCUITS 1, 2, 3IG & 4 RECEPTACLES.	84 SBSPB-12IG4	BLACK	\$438
	84 SBSPS-12IG4	SILVER	\$438
 SANDBAR - SINGLE SIDED QUAD POWER BAR WITH 4 CIRCUITS & 1 RECEPTACLES.	84 SBSPB-1111	BLACK	\$438
	84 SBSPS-1111	SILVER	\$438
 SANDBAR - DOUBLE SIDED QUAD POWER BAR WITH CIRCUITS 1, 2, 3IG & 4 RECEPTACLES. KNOCKOUTS FOR 8 RJ45 CAT 6 DATA JACKS	84 SBD-B-12IG4	BLACK	\$517
	84 SBD-S-12IG4	SILVER	\$517
 SANDBAR - DOUBLE SIDED QUAD POWER BAR WITH 4 CIRCUITS & 1 RECEPTACLES. KNOCK-OUTS FOR 8 RJ45 CAT 6 DATA JACKS	84 SBD-B-1111	BLACK	\$517
	84 SBD-S-1111	SILVER	\$517
 SANDBAR - DOUBLE SIDED QUAD POWER BAR WITH CIRCUITS 1, 2, 3IG & 4 RECEPTACLES.	84 SBDPB-12IG4	BLACK	\$491
	84 SBDPS-12IG4	SILVER	\$491
 SANDBAR - DOUBLE SIDED QUAD POWER BAR WITH 4 CIRCUITS & 1 RECEPTACLES.	84 SBDPB-1111	BLACK	\$491
	84 SBDPS-1111	SILVER	\$491
SANDBAR - BRACKET FOR ONE TELECOM PLATE	I PLY S DATA 1	BLACK	\$218
SANDBAR - BRACKET FOR TWO TELECOM PLATES	I PLY S DATA	BLACK	\$229

SECLUSION

ALL-IN-ONE POWER, CHARGING, AND DATA SOLUTIONS

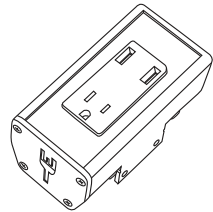
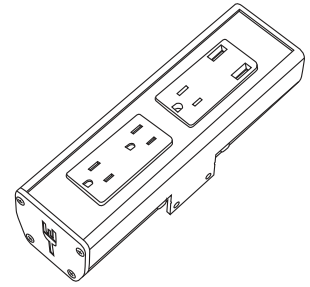
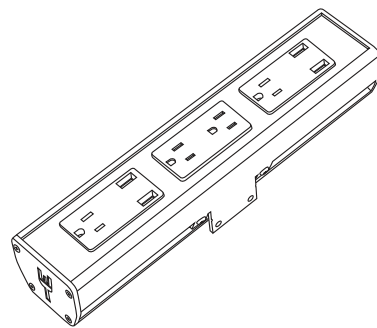
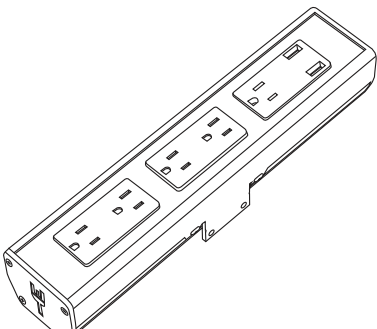
The Seclusion Series is a flexible power, USB charging, and data solution designed to meet the growing and continuously evolving demands of today's work environment. Available in an array of configurations, finishes, and multiple mounting options; the Seclusion Series provides our customers with the ultimate opportunity for customization and can be easily integrated in a variety of furniture designs.

Flexible Power Choices allowing users to mix and match power, USB charging ports, and fully customizable telecom plates which provide a wide range of data or audio visual components to choose from.

Easy Installation without the need for cutouts in the furniture making product installation simple. Great for retrofit applications too!
UL/CUL Listed for added safety and peace of mind.

Multiple Mounting Hardware enabling the Seclusion to be mounted to either the top or underside of work surfaces comes standard. Clamp on brackets are available as an option providing flexibility to reposition the unit as the demands of a workspace change.



DESCRIPTION	MODEL #	FINISH	PRICE
 <p>SECLUSION - (1) POWER, (2) 3.6A USB CHARGING PORTS, 72" CORD</p>	SECL-1-USB-GB-72	GLOSS BLACK	\$541
	SECL-1-USB-B-72	BLACK	\$541
	SECL-1-USB-S-72	SILVER PEARL	\$541
	SECL-1-USB-GW-72	GLOSS WHITE	\$541
 <p>SECLUSION - (3) POWER, (2) 3.6A USB CHARGING PORTS, 72" CORD</p>	SECL-3-USB-GB-72	GLOSS BLACK	\$557
	SECL-3-USB-B-72	BLACK	\$557
	SECL-3-USB-S-72	SILVER PEARL	\$557
	SECL-3-USB-GW-72	GLOSS WHITE	\$557
 <p>SECLUSION - (4) POWER, (4) 3.6A USB CHARGING PORTS, 72" CORD</p>	SECL-4-USB-GB-72	GLOSS BLACK	\$720
	SECL-4-USB-B-72	BLACK	\$720
	SECL-4-USB-S-72	SILVER PEARL	\$720
	SECL-4-USB-GW-72	GLOSS WHITE	\$720
 <p>SECLUSION - (5) POWER, (2) 3.6A USB CHARGING PORTS, 72" CORD</p>	SECL-5-USB-GB-72	GLOSS BLACK	\$668
	SECL-5-USB-B-72	BLACK	\$668
	SECL-5-USB-S-72	SILVER PEARL	\$668
	SECL-5-USB-GW-72	GLOSS WHITE	\$668

*CALL CUSTOMER SERVICE FOR DAISYLINK OPTIONS

COVE
SURFACE MOUNT OPTIONS

Cove is a versatile power and charging solution designed to seamlessly integrate power, USB charging ports, and data capabilities into a variety of spaces. Available in an array of configurations and flexible mounting options, the Cove can easily change any area into a powerful multifunctional space. Ideal applications include collaborative lounge furniture, desking, tables, and soft sided seating.










Available in over 20 configurations ranging from 1 power receptacle with 2 USB to 6 power receptacles with 4 USB and data capability.

Spill resistant receptacles protect against unexpected spills and provide freedom to mount the Cove face up in table surfaces.

Receptacles are strategically positioned to maximize the access of each unit accommodating large and small device plugs.

Optional convenience outlets are perfect for stationary accessories like lamps, computers, or monitors which do not need to be accessed often allowing more room to plug in mobile devices like laptops, tablets, and cell phones above the work surface where they are more easily accessible. Available on select models.



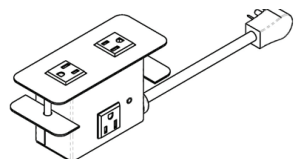
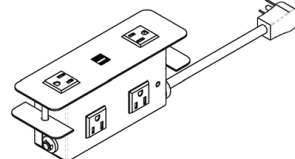



DESCRIPTION	MODEL #	FINISH	PRICE
COVE - (2) POWER, 108" CORD 	COV-2-GW-108	GLOSS WHITE	\$457
	COV-2-S-108	SILVER PEARL	\$457
	COV-2-B-108	BLACK	\$457
	COV-2-AL-108	CLEAR BRUSHED ALUMINUM	\$535
COVE - (3) POWER, 108" CORD 	COV-3-GW-108	GLOSS WHITE	\$641
	COV-3-S-108	SILVER PEARL	\$641
	COV-3-B-108	BLACK	\$641
	COV-3-AL-108	CLEAR BRUSHED ALUMINUM	\$746
COVE - (4) POWER, 108" CORD 	COV-4-GW-108	GLOSS WHITE	\$694
	COV-4-S-108	SILVER PEARL	\$694
	COV-4-B-108	BLACK	\$694
	COV-4-AL-108	CLEAR BRUSHED ALUMINUM	\$800
COVE - (6) POWER, 108" CORD 	COV-6-GW-108	GLOSS WHITE	\$722
	COV-6-S-108	SILVER PEARL	\$722
	COV-6-B-108	BLACK	\$722
	COV-6-AL-108	CLEAR BRUSHED ALUMINUM	\$800
COVE - (1) POWER, (2) 2.1 USB CHARGING PORTS, 108" CORD 	COV-1U-GW-108	GLOSS WHITE	\$587
	COV-1U-S-108	SILVER PEARL	\$587
	COV-1U-B-108	BLACK	\$587
	COV-1U-AL-108	CLEAR BRUSHED ALUMINUM	\$668
COVE - (2) POWER, (2) 2.1 USB CHARGING PORTS, 108" CORD 	COV-2U-GW-108	GLOSS WHITE	\$615
	COV-2U-S-108	SILVER PEARL	\$615
	COV-2U-B-108	BLACK	\$615
	COV-2U-AL-108	CLEAR BRUSHED ALUMINUM	\$694
COVE - (3) POWER, (2) 2.1 USB CHARGING PORTS, 108" CORD 	COV-3U-GW-108	GLOSS WHITE	\$746
	COV-3U-S-108	SILVER PEARL	\$746
	COV-3U-B-108	BLACK	\$746
	COV-3U-AL-108	CLEAR BRUSHED ALUMINUM	\$852
COVE - (4) POWER, (2) 2.1 USB CHARGING PORTS, 108" CORD 	COV-4U-GW-108	GLOSS WHITE	\$746
	COV-4U-S-108	SILVER PEARL	\$746
	COV-4U-B-108	BLACK	\$746
	COV-4U-AL-108	CLEAR BRUSHED ALUMINUM	\$852
COVE - (6) POWER, 2X (2) 2.1 USB CHARGING PORTS, 108" CORD 	COV-6U-GW-108	GLOSS WHITE	\$959
	COV-6U-S-108	SILVER PEARL	\$959
	COV-6U-B-108	BLACK	\$959
	COV-6U-AL-108	CLEAR BRUSHED ALUMINUM	\$1,065

COVE UNITS CONTINUED ON NEXT PAGE

COVE UNITS ON THIS PAGE ARE ALSO AVAILABLE WITH A TOP SCREW MOUNTING AND TELECOM PLATES
CALL CUSTOMER SERVICE (844)-500-9356 FOR PRICING AND AVAILABILITY

Power/Data FLUSH MOUNT POWER/USB/TELECOM

COLECRAFT

DESCRIPTION	MODEL #	FINISH	PRICE
 COVE - (2) POWER, (1) CONVENIENCE OUTLET, 108" CORD	COV-21-GW-108	GLOSS WHITE	\$483
	COV-21-S-108	SILVER PEARL	\$483
	COV-21-B-108	BLACK	\$483
	COV-21-AL-108	CLEAR BRUSHED ALUMINUM	\$563
 COVE - (2) POWER, (2) 2.1 USB CHARGING PORTS, (2) CONVENIENCE OUTLET, 108" CORD	COV-22U-GW-108	GLOSS WHITE	\$774
	COV-22U-S-108	SILVER PEARL	\$774
	COV-22U-B-108	BLACK	\$774
	COV-22U-AL-108	CLEAR BRUSHED ALUMINUM	\$852
 ROUND COVE - (1) POWER, (2) 2.1 USB CHARGING PORTS, 108" CORD	COV-R-1U-GW-108	GLOSS WHITE	\$589
	COV-R-1U-S-108	SILVER PEARL	\$589
	COV-R-1U-B-108	BLACK	\$589
 ROUND COVE - (2) POWER, (2) 2.1 USB CHARGING PORTS, 108" CORD	COV-R-2U-GW-108	GLOSS WHITE	\$589
	COV-R-2U-S-108	SILVER PEARL	\$589
	COV-R-2U-B-108	BLACK	\$589
 ROUND COVE - (2) POWER, 108" CORD	COV-R-2-GW-108	GLOSS WHITE	\$457
	COV-R-2-S-108	SILVER PEARL	\$457
	COV-R-2-B-108	BLACK	\$457

DRAWER CHARGING UNITS



DD2P2D	WHITE	\$862
	BLACK	\$862
	STAINLESS STEEL	\$966

*CALL CUSTOMER SERVICE FOR DAISYLINK OPTIONS

Power/Data WIRELESS CHARGING

COLECRAFT

AIR-CHARGE WIRELESS CHARGING SOLUTION

The AirCharge solution enables users to power and charge their devices without the hassle of messy cords or cables. Designed to be easily installed in table surfaces, the sleek grommet can be integrated into a variety of spaces offering a convenient way to charge any Qi compatible smartphone or device without the need to carry charging cables or find an available power outlet.

Compatibility with all Qi rated devices and smartphones. Since 2008, Qi has been established as the wireless technology industry standard.

An included steel mounting plate and screws allowing customers the option to secure the grommet in place for an added level of security.

An optional Wireless Receiver for devices not equipped with the Qi technology. To use, simply place the receiver on the surface grommet and connect your device using the adapter plugs available.

Ease of installation. AirCharge fits into a standard three inch grommet hole. Simply drop the unit into the table top, connect to a power source, and you're ready to charge!




DESCRIPTION	MODEL #	FINISH	PRICE
AIRCHARGE WIRELESS SURFACE GROMMET.	AIR-W-CHARGE-B	BLACK	\$690
AIRCHARGE WIRELESS SURFACE GROMMET.	AIR-W-CHARGE-AL	CLEAR ALUMINUM	\$749
AIRCHARGE WIRELESS SURFACE GROMMET.	AIR-W-CHARGE-WAL	WHITE ALUMINUM	\$749

ADAPTER RECEIVERS	MODEL #	FINISH	PRICE
ACCESSORIES: WIRELESS CHARGING RECEIVER FOR MICRO-USB DEVICES	AIR-MAC-B-MICRO	BLACK	\$244
ACCESSORIES: WIRELESS CHARGING RECEIVER WITH LIGHTING CABLE	AIR-MAC-B-LTNG	BLACK	\$283
ACCESSORIES: ORB RECEIVER INCLUDES LIGHTNING, USB TYPE 3, AND MICRO-USB CONNECTORS	AIR-RECEIVER-ST	BLACK	\$480

COLECRAFT BRINGS TO YOU THE DESIGNER SERIES

Atmosphere can set the mood from drab to exciting. Liven up your workspace with color and design to accent the **Colecrafted, Art of Detail**. Choose between 8 designer technology solutions, 7 color options, 3 mounting styles available in 3 finish options and the combinations are infinite. If you want more customization call us for a quote on any of our Designer Series products, color matched to your specific color.



7 COLOR OPTIONS IN COMBINATION WITH 3 MOUNTING FINISH OPTIONS



WHITE
FEATURED WITH GREY CLAMP MOUNT



GREY
FEATURED WITH BLACK CLAMP MOUNT



BLACK
FEATURED WITH BLACK CLAMP MOUNT



HARVEST PUMPKIN
FEATURED WITH BLACK UNDERMOUNT



NEON RED
FEATURED WITH BLACK SURFACE MOUNT



BLUE DAISY
FEATURED WITH GREY CLAMP MOUNT



LIGHT GREEN
FEATURED WITH WHITE CLAMP MOUNT

3 MOUNTING OPTIONS



CLAMP MOUNT



UNDER MOUNT



SURFACE MOUNT

ASHLEY UNO

The Ashley Uno offers the perfect power and USB charging solution in a small and sleek design. The Uno features one AC outlet for high-power devices and dual 2.1 amp USB charging ports. Each USB port utilizes a Smart Device Recognition Chip to monitor and independently deliver the required amperage to your devices – up to 2.1 amps each – and charge them in half the time it takes with similar products on the market. The AC outlet and USB ports are integrated within a single piece cover, resulting in a edge lines and a clean aesthetic.



DESCRIPTION	MODEL #	FINISH	PRICE
ASHLEY UNO	305125.01.____	REFER TO CHART FOR COLOR OPTIONS	\$450
ASHLEY UNO UNDER	305126.01.____	REFER TO CHART FOR COLOR OPTIONS	\$431
ASHLEY UNO BEZEL	305127.01.____	REFER TO CHART FOR COLOR OPTIONS	\$451

ASHLEY 202

The Ashley 202 meets demanding power and data needs with a sleek design. The Ashley 202 features two AC outlets for high-power devices and two data ports to accommodate your choice of HDMI, RJ45, VGA, or a blank insert. The AC outlets and data ports are integrated within a single piece cover, resulting in fewer edge lines and a clean aesthetic.



DESCRIPTION	MODEL #	FINISH	PRICE
ASHLEY 202	305093.01.____	REFER TO CHART FOR COLOR OPTIONS	\$366
ASHLEY 202 UNDER	305096.01.____	REFER TO CHART FOR COLOR OPTIONS	\$312
ASHLEY 202 BEZEL	305099.01.____	REFER TO CHART FOR COLOR OPTIONS	\$361

ASHLEY 210

The Ashley 210 Series expands the Ashley Duo line by creating a fresh, modern look with a smooth finish. With the top metal bracket removed, the full beauty of the design comes to life, allowing you to incorporate the Ashley 210 into your space as a dramatic focal point. The 210 meets power demands while providing beautiful integration into your space.



DESCRIPTION	MODEL #	FINISH	PRICE
ASHLEY 210	305094.01.____	REFER TO CHART FOR COLOR OPTIONS	\$477
ASHLEY 210 UNDER	305097.01.____	REFER TO CHART FOR COLOR OPTIONS	\$450

ASHLEY DUO

Inside the attractive casing resides a most impressive power pack. Two outlets promise reliable AC power for plugged-in hardware, while the true star of the tandem is the dual 2.1 amp USB port. Each USB port utilizes a Smart Device Recognition Chip to monitor and independently deliver the required amperage to your devices – up to 2.1 amps each – and charge them in half the time it takes with similar products on the market.



DESCRIPTION	MODEL #	FINISH	PRICE
ASHLEY DUO	305050.01.____	REFER TO CHART FOR COLOR OPTIONS	\$474
ASHLEY DUO UNDER	305051.01.____	REFER TO CHART FOR COLOR OPTIONS	\$427
ASHLEY DUO BEZEL	305057.01.____	REFER TO CHART FOR COLOR OPTIONS	\$455

ASHLEY DUO WEDGE


The user friendly form of the Ashley Duo Wedge produces an always-open wedge that gives easy access to two AC outlets and two USB ports. Each USB port utilizes a Smart Device Recognition Chip to monitor and independently deliver the required amperage to your devices – up to 2.1 amps each – and charge them in half the time it takes with similar products on the market.



DESCRIPTION	MODEL #	FINISH	PRICE
ASHLEY DUO WEDGE	305063.01.____	REFER TO CHART FOR COLOR OPTIONS	\$491

ASHLEY DUO AIR

The Ashley Duo Air combines steadfast power—available at the slightest touch – with hideaway capability to make the most of your work surfaces and furniture. The intelligent design behind the Ashley Duo Air yields a trim, attractive cover that pops open to reveal an integrated wedge of AC outlets and USB ports. Equipped with a cushioned, gas strut mechanism for discreet and dependable use, this Ashley Duo version opens and closes quiet as “air.” Each USB port utilizes a Smart Device Recognition Chip to monitor and independently deliver the required amperage to your devices – up to 2.1 amps each – and charge them in half the time it takes with similar products on the market.



DESCRIPTION	MODEL #	FINISH	PRICE
ASHLEY DUO AIR	305070.01.____	REFER TO CHART FOR COLOR OPTIONS	\$524

ASHLEY TRIO

A pinnacle of power capacity, the Ashley Trio features three outlets that deliver AC power for high-power devices, two innovative USB ports, and your choice of HDMI, RJ45, VGA, or blank insert. Each USB port utilizes a Smart Device Recognition Chip to monitor and independently deliver the required amperage to your devices – up to 2.1 amps each – and charge them in half the time it takes with similar products on the market.



DESCRIPTION	MODEL #	FINISH	PRICE
ASHLEY TRIO	305053.01.____	REFER TO CHART FOR COLOR OPTIONS	\$527
ASHLEY TRIO UNDER	305054.01.____	REFER TO CHART FOR COLOR OPTIONS	\$486
ASHLEY TRIO BEZEL	305058.01.____	REFER TO CHART FOR COLOR OPTIONS	\$517

ASHLEY QUAD

The Quad features four AC outlets for high-power devices and dual 2.1 amp USB charging ports. Each USB port utilizes a Smart Device Recognition Chip to monitor and independently deliver the required amperage to your devices – up to 2.1 amps each – and charge them in half the time it takes with similar products on the market. It also features two data ports that accommodate your choice of HDMI, RJ45, VGA, or a blank insert.



DESCRIPTION	MODEL #	FINISH	PRICE
ASHLEY QUAD	305095.01.____	REFER TO CHART FOR COLOR OPTIONS	\$649
ASHLEY QUAD UNDER	305098.01.____	REFER TO CHART FOR COLOR OPTIONS	\$592
ASHLEY QUAD BEZEL	305101.01.____	REFER TO CHART FOR COLOR OPTIONS	\$649

HOW TO ORDER: AFTER THE PRODUCT NUMBER INSERT THE COLOR CODE RELATING TO THE COMBINATION OF YOUR CHOICE.

EXAMPLE: 305125.01.____

MODEL #	COLOR CODE	
305125.01.	19	THIS WOULD SIGNIFY THE ASHLEY DUO WITH HARVEST PUMPKIN WITH BLACK TRIM

COLOR CODES FOR ORDERING

STANDARD PLASTICS COLOR	STANDARD METAL FINISHES	CODE	PLASTIC FACE / METAL TRIMCORD COLOR
WHITE	WHITE	04	BLACK / BLACK BLACK
GREY	GREY	02	BLACK / SILVER BLACK
BLACK	BLACK	08	GRAY / BLACK BLACK
		01	GRAY / SILVER BLACK
		05	GRAY / WHITE BLACK
		03	WHITE / BLACK WHITE
		57	WHITE / SILVER WHITE
		VW	WHITE / WHITE WHITE
HARVEST PUMPKIN		11	BLUE DAISY / WHITE WHITE
		12	BLUE DAISY / SILVER WHITE
		13	BLUE DAISY / BLACK BLACK
NEON RED		14	LIGHT GREEN / WHITE WHITE
		15	LIGHT GREEN / SILVER WHITE
		16	LIGHT GREEN / BLACK BLACK
BLUE DAISY		17	HARVEST PUMPKIN / WHITE WHITE
		18	HARVEST PUMPKIN / SILVER WHITE
		19	HARVEST PUMPKIN / BLACK BLACK
LIGHT GREEN		20	NEON RED / WHITE WHITE
		21	NEON RED / SILVER WHITE
		22	NEON RED / BLACK BLACK

NOTE: ALL ASHLEY PRODUCTS COME WITH 6' CORD ADD \$6 FOR 10' CORD

DESCRIPTION	COLOR	MODEL #	PRICE
-------------	-------	---------	-------

1 Power



Black	SAN-2-1-B-72	\$111
White	SAN-2-1-W-72	\$111
Grey	SAN-2-1-GY-72	\$111
Light Blue	SAN-2-1-LB-72	\$111
Light Green	SAN-2-1-LG-72	\$111
Sulfur Yellow	SAN-2-1-SY-72	\$111
Pure Orange	SAN-2-1-PO-72	\$111
Signal Red	SAN-2-1-SR-72	\$111

2 USB



Black	SAN-2-U-B-72	\$225
White	SAN-2-U-W-72	\$225
Grey	SAN-2-U-GY-72	\$225
Light Blue	SAN-2-U-LB-72	\$225
Light Green	SAN-2-U-LG-72	\$225
Sulfur Yellow	SAN-2-U-SY-72	\$225
Pure Orange	SAN-2-U-PO-72	\$225
Signal Red	SAN-2-U-SR-72	\$225

2 Power & 2 USB




Black	SAN-3-2U-B-72	\$255
White	SAN-3-2U-W-72	\$255
Grey	SAN-3-2U-GY-72	\$255
Light Blue	SAN-3-2U-LB-72	\$255
Light Green	SAN-3-2U-LG-72	\$255
Sulfur Yellow	SAN-3-2U-SY-72	\$255
Pure Orange	SAN-3-2U-PO-72	\$255
Signal Red	SAN-3-2U-SR-72	\$255

IN2IT USB POWER SYSTEMS

In2it Power is a quick charge solution for tablets, phones, and devices. Perfect for ganging devices together to support many users, In2it Power is intelligent enough to recognize specific devices for faster charging, and shuts down if there's ever an incorrect user installation. Benefit from dual 2.4-amp ports, and no longer rely on the wall for power. That's flexibility where and when you need it.



IN2IT LVS 3 PACK




DESCRIPTION	MODEL #	FINISH	PRICE
LVS SYSTEM	LVS.3M.106.12.B	BLACK/WHITE	\$1,376

IN2IT LVS 4 PACK



LVS SYSTEM	LVS.4M.106.12.B	BLACK/WHITE	\$1,690
------------	-----------------	-------------	---------

IN2IT LVS 8 PACK



LVS SYSTEM	LVS.8M.106.12.B	BLACK/WHITE	\$3,336
------------	-----------------	-------------	---------

Notes

A series of horizontal dotted lines for taking notes.

Notes

A series of horizontal dotted lines for taking notes.

Colecraft Commercial Furnishings

1021 Allen Street - Jamestown, NY 14701


Phone: (844)-500-9356 • (716) 488-2810

www.colecraftcf.com

Fax: (716) 488-2824

COLECRAFT
Commercial Furnishings

FINISHES AND HARDWARE




Standard Wood Finishes

Walnut




Light Brown - #110



Medium Brown - #120



Cordovan (red) - #160



Espresso - #190



Ebonized - #195

WALNUT VENEER QUOTED ON REQUEST

Oak



Natural - #200



Medium Brown - #240




Dark - #260




Ebonized - #295


Mahogany



Cinnamon - #550



Medium Brown - #560



Dark - #580



Ebonized - #595


Cherry



Light - #710




Medium Red - #720



Medium Brown - #740



Dark Brown - #760



Dark Red - #780



Ebonized - #795

Maple



Natural - #900




Ebonized - #995

Promoted Acrylic / Solid Surface


Wilsonart




Designer White




Frosty White




Frosty White Mirage



Cashmere Mirage




Steel Grey Tempest




Marzipan Mirage




Beige Tempest



Light Beige Mirage



Baja Melange




Caramel Melange



Khaki Brown Tempest



Chicory Cream Melange



Quarry Melange



Black Onyx Mirage


Dupont Corian




Designer White




Glacier White




Vanilla




Abalone



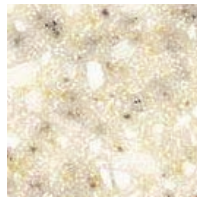
Savannah



Linen



Bisque



Sahara



Aurora




Mojave



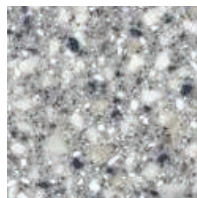
Sand




Sandstone



Bone



Platinum



Silt



Moss



Maui




Canyon


Color samples approximate as closely as possible to the actual colors.

Custom colors available, contact customer service for more info.


Dura-Coat™ Conversion Varnish




ICE WHITE



STEEL GRAY



OBSIDIAN



MONKS CLOTH

Forbo Tack-boards


TACK-BOARD OPTIONS



BLACK OLIVE



MUSHROOM MEDLEY



OYSTER SHELL


Standard Panel Fabrics




FR701
Quartz




FR701
Wheat




FR701
Desert Sand




FR701
Silver Papier




FR701
Black




FR701
Crystal Blue




Mingle
Green Tea



FR701
Opal



Mingle
Crystal



Anchorage
Goose


Metal Base Finishes



BLACK



BLACK WRINKLE



DARK TONE



MEDIUM TONE



SILVER



MEDIUM GRAY



INNER TONE LIGHT



CHAMPAGNE



LIGHT BROWN



LIGHT TONE







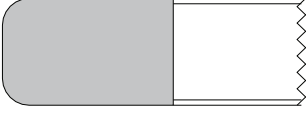




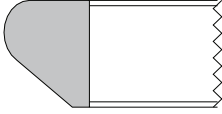

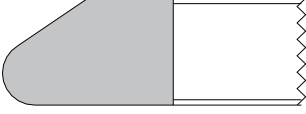
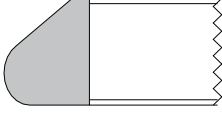

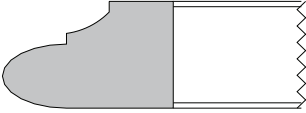
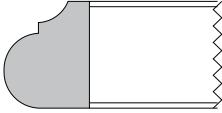
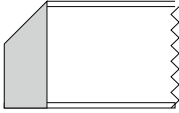
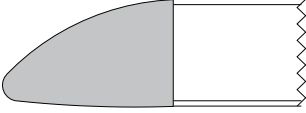
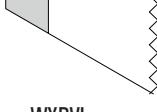
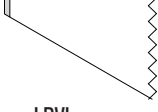
SOFT WHITE



SKY WHITE

Edge Profiles

COLECRAFT

DELUXE	PREMIUM	STANDARD	BASIC
 <p>WBNS1</p>	 <p>WBNS</p>	<p>Subtract 10%</p>  <p>WXWE</p>	<p>Add 10%</p>  <p>SE</p>
 <p>WDRD1</p>	 <p>WDRD</p>	 <p>WXRd</p>	 <p>PVC</p>
 <p>WRBV1</p>	 <p>WRBV</p>	 <p>WXBD</p>	
 <p>WBEV1</p>	 <p>WBEV</p>	 <p>WXCR</p>	
 <p>WTRD1</p>	 <p>WTRD</p>	 <p>WXBV</p>	
 <p>WKNF1</p>			
		<p>Add 10%</p>  <p>WXBVL</p>	<p>Add 10%</p>  <p>LBVL</p>
<p>Deluxe Edges are 2" X 1 1/4"</p>	<p>Premium Edges are 1" X 1 1/4"</p>	<p>Standard Edges are 1/2" X 1 1/4"</p>	<p>Basic edges are SE Laminate PVC</p>

Notes : Traditional edge with apron is available • add 5 %
 Our Deluxe and Standard edges are available 1-3/4" thickness • add 10 %
 Edges SE, WXBVL and LBVL add 10%
 Edge WXWE is not 1/2" thick, subtract 10%

Hardware Options

All hardware on this page is available for any of the products in the Storage and Wall Furniture section. These represent our standard offering, other options can be used, please check with customer service for other options



HAP311NM - Nickel Matte - 160mm

HAP311B - Black - 173.5mm



HAP312N - Nickel - 136mm

HAP311B - Black - 136mm



HAP313SS - Stainless Steel Matte - 168mm

HAP313B - Black - 168mm




HAP314BN - Brushed Nickel - 137.8mm

HAP315B - Black - 137.8mm



HAP316MC - Matte Chrome - 160mm



HAP317BN - Brushed Nickel- 79MM



HAP318SS- Stainless Steel - 70mm



HAP318B - Black- 70mm



HAK106NM - Nickel Matte - 35mm dia



HAK105PB - Polished Brass - 35mm dia



HAK104AB - Antique Bronze - 29.6mm dia



HAP 202AB - Antique Bronze - 117mm

Colecraft Commercial Furnishings

1021 Allen Street - Jamestown, NY 14701

Phone: (844)-500-9356 • (716) 488-2810

www.colecraftcf.com

Fax: (716) 488-2824