

CONFERENCE

& TRAINING TABLES



SPECIFICATION GUIDE

REV 111924

COLECRAFT
The Art of Detail™

NOTE: Due to the recent unanticipated cost increase of raw materials please call to confirm list pricing before you quote your clients

Tables Seating Capacity

COLECRAFT

Top Size	Rectangular	Arched End	Racetrack	Arched End Boat	View	Square	Round
20x36	1						
20x48	2						
20x60	2						
20x72	2						
20x84	3						
20x96	3						
24x36	1						
24x48	2						
24x60	2						
24x72	2						
24x84	3						
24x96	3						
24x120	4						
30x30						4	3
30x48	4						
30x60	6						
30x72	6						
30x84	8						
30x96	8						
30x120	10						
36x36						4	4
36x48	4						
36x60	6						
36x72	6		6				
36x84	8		8				
36x96	8		8				
36x120	10		10				
42x42						4	4
42x60	6						
42x72	6		6				
42x84	8		8				
42x96	8		8				
42x120	10		10				
42x144	12		12				
48x48						4	5
48x60	6						
48x72	6						
48x84	8		8	8			
48x96	8	8	8	8			
48x120	10	10	10	10			
48x144	12	12	12	12			
48x168	12	12	12	12			
48x192	14	14	14	14			
48x216	16	16	16	16			
48x240	18	18	18	18			
48x288	22	22	22	22			
54x54							5
60x60							6
60x96	10	10	10	10	7		
60x120	12	12	12	12	9		
60x144	14	14	14	14	11		
60x168	16	16	16	16	11		
60x192	20	20	20	20	13		
60x216	20	20	20	20	15		
60x240	20	20	20	20	17		
60x288	20	20	20	20	19		
72x72							7
84x84							8
96x96							9

Conference Table Style Overview

COLECRAFT

36" width
 Lengths 72"-120"
 Diameters 30"- 96"

42" width
 Lengths 72"-144"
 Lengths 96"-288"
 Lengths 60"-144"
 Squares 30"- 48"

48" width
 Lengths 84"-288"
 Lengths 60"-288"

60" width
 Lengths 96"-288"
 Lengths 96"-288"
 Lengths 96"-288"


Conference Table Base Center Line Locations

Grain Direction


Veneer Tops - We run our Veneer Parallel to the length of the table on 1 piece tops (120" and under). Veneer is laid parallel with the width (cross grain) of the table on 2 and 3 piece tops.

Laminate Tops - Laminates with patterns or simulated wood grain will run parallel to the length of the table and pattern. NOTE - The grain will not match at table seams. If matching grain at seams is required please contact Colecraft customer service for a quote.

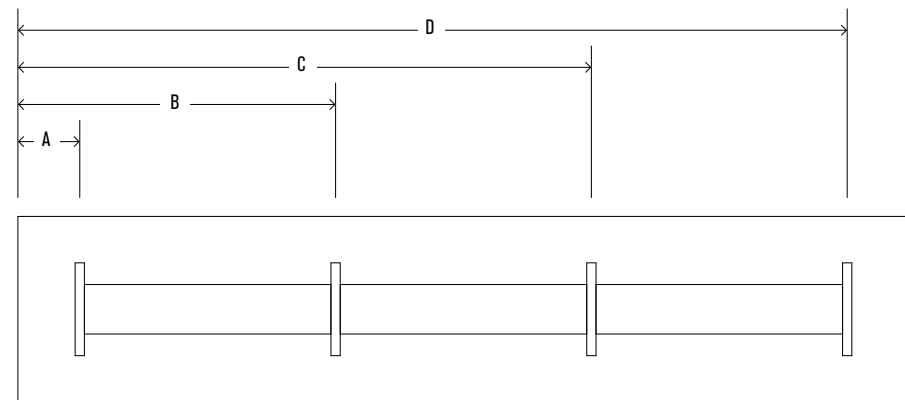

Veneer - 1 piece top



Veneer - 2 & 3 piece top



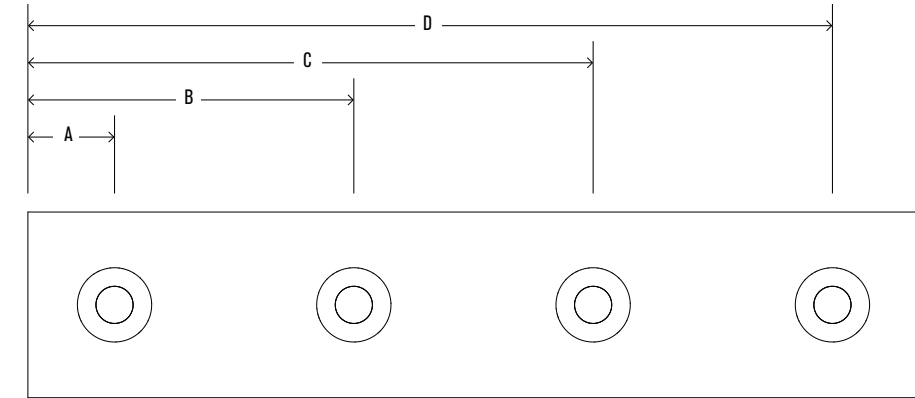
Laminate - 1, 2 & 3 piece top



PANEL, RECTANGULAR AND BOAT BASES

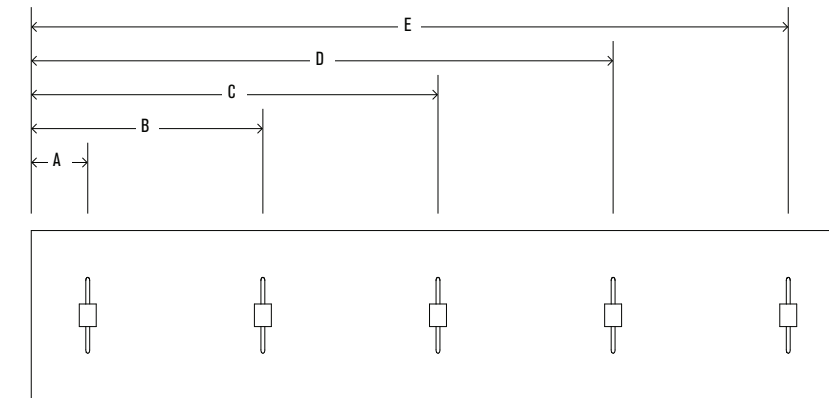
TOP	# OF BASES	A	B	C	D
96"	2	20"	76"		
120"	2	20"	100"		
144"	3	20"	72"	124"	
168"	3	20"	84"	148"	
192"	3	20"	96"	172"	
216"	3	20"	108"	196"	
240"	3	20"	120"	220"	
288"	4	20"	102.3/4"	185.1/2"	268"

Conference Table Base Center Line Locations



DRUM BASE

TOP	# OF BASES	A	B	C	D
96"	2	28"	68"		
120"	2	28"	92"		
144"	3	28"	72"	116"	
168"	3	28"	84"	140"	
192"	3	28"	96"	164"	
216"	3	28"	108"	188"	
240"	3	28"	120"	212"	
288"	4	28"	105.3/8"	182.5/8"	260"



METAL BASES

TOP	# OF BASES	A	B	C	D	E
96"	2	20"	76"			
120"	3	20"	60"	100"		
144"	3	20"	72"	124"		
168"	3	20"	84"	148"		
192"	4	20"	70.5/8"	121.3/8"	172"	
216"	4	20"	78.3/4"	137.1/2"	196"	
240"	5	20"	70"	120"	170"	220"
288"	5	20"	82"	144"	206"	268"

Wood Conference Table Bases For Tables 29" H

COLECRAFT

Standard bases



QUEEN ANNE
 SIZES: 31" BASE SPREAD
 33" BASE SPREAD
 35" BASE SPREAD



BOAT BASE
 SIZES: 8.5" W X 24" L
 8.5" W X 30" H



DUNCAN PHYFE
 SIZES: 37" BASE SPREAD
 39" BASE SPREAD
 41" BASE SPREAD



RECTANGULAR BASE
 SIZES: 8.5" W X 24" L
 8.5" W X 30" H



TRADITIONAL PANEL BASE
 SIZES: 3.25" W X 24" L
 3.25" W X 30" L



DRUM BASE
 SIZES: 18" DIAMETER
 24" DIAMETER
 31" DIAMETER




PANEL BASE
 SIZES: 3.25" W X 24" L
 3.25" W X 30" L



HEIGHT ADJUSTABLE BASE
 SIZES: 7.625" W X 24" L X 29" - 42" H
 7.625" W X 30" L X 29" - 42" H

Premium Base Options


STAINLESS STEEL PLINTH • add \$400



STAINLESS STEEL VEIN LINE • add \$200




ADJUSTABLE HEIGHT STAINLESS STEEL INNER BASE
 add \$600

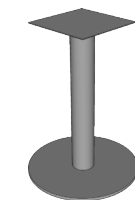


Metal Conference Table Bases For Tables 29" H

COLECRAFT



COLUMN LEG
 AVAILABLE OPTIONS: CASTERS + \$45 PER BASE
 COUNTER OR BAR HEIGHT + \$71 PER BASE




DISC BASE
 SIZES OF SPREAD: 18", 26", 32"
 AVAILABLE OPTIONS: TILT + \$190 PER BASE
 COUNTER OR BAR HEIGHT + \$112 PER BASE



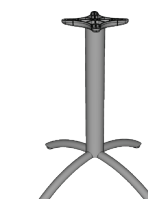
TUBULAR T BASE
 SIZES OF SPREAD: 16", 18", 22", 26", 32"
 AVAILABLE OPTIONS: TILT + \$190 PER BASE
 FOLD + \$190 PER BASE
 CASTERS + \$55 PER BASE
 COUNTER OR BAR HEIGHT + \$71 PER BASE



TUBULAR X BASE
 SIZES OF SPREAD: 22", 26", 32", 38"
 AVAILABLE OPTIONS: TILT + \$190 PER BASE
 CASTERS + \$80 PER BASE
 COUNTER OR BAR HEIGHT + \$112 PER BASE



DURACAST T BASE
 SIZES OF SPREAD: 15.25", 20", 26", 33.25", 38.25"
 AVAILABLE OPTIONS: TILT + \$190 PER BASE
 FOLD + \$190 PER BASE
 CASTERS + \$55 PER BASE
 COUNTER OR BAR HEIGHT + \$93 PER BASE



ARCHED X BASE
 SIZES OF SPREAD: 26", 32", 38"
 AVAILABLE OPTIONS: TILT + \$190 PER BASE
 CASTERS + \$80 PER BASE
 COUNTER OR BAR HEIGHT + \$112 PER BASE



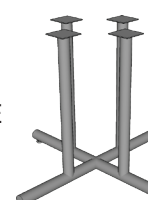
ARCHED T BASE
 SIZES OF SPREAD: 16", 22", 26"
 AVAILABLE OPTIONS: TILT + \$190 PER BASE
 FOLD + \$190 PER BASE
 CASTERS + \$55 PER BASE
 COUNTER OR BAR HEIGHT + \$783 PER BASE



DURACAST X BASE
 SIZES OF SPREAD: 20", 26", 33", 38"
 AVAILABLE OPTIONS: TILT + \$190 PER BASE
 CASTERS + \$80 PER BASE
 COUNTER OR BAR HEIGHT + \$112 PER BASE



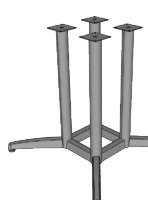
ARCHED DOUBLE COLUMN
 SIZES OF SPREAD: 36"
 AVAILABLE OPTIONS: CASTERS + \$65 PER BASE
 COUNTER OR BAR HEIGHT + \$175 PER BASE



TUBULAR 4 COLUMN X BASE
 SIZES OF SPREAD: 32"
 AVAILABLE OPTIONS: CASTERS + \$139 PER BASE
 COUNTER OR BAR HEIGHT + \$258 PER BASE



DURACAST DOUBLE COLUMN BASE
 SIZES OF SPREAD: 34", 40"
 AVAILABLE OPTIONS: FOLD + \$380 PER BASE
 CASTERS + \$65 PER BASE
 COUNTER OR BAR HEIGHT + \$175 PER BASE



DURACAST 4 COLUMN X BASE
 SIZES OF SPREAD: 38", 46", 58"
 AVAILABLE OPTIONS: CASTERS + \$139 PER BASE
 COUNTER OR BAR HEIGHT + \$258 PER BASE



TUBULAR DOUBLE COLUMN BASE
 SIZES OF SPREAD: 36",
 AVAILABLE OPTIONS: FOLD + \$380 PER BASE
 CASTERS + \$65 PER BASE
 COUNTER OR BAR HEIGHT + \$175 PER BASE



H FRAME BASE
 SIZES OF SPREAD: 18.5", 22.5", 28.5", 34.5", 39.5"
 AVAILABLE OPTIONS: CASTERS + \$158 PER BASE



TAPERED DISC BASE
SIZES OF SPREAD: 18", 26", 32"
AVAILABLE OPTIONS: TILT + \$190 PER BASE
COUNTER OR BAR HEIGHT + \$100 PER BASE



V-BASE
SIZES OF SPREAD: 36", 42", 48", 60"
CALL FOR PRICING AND FINISH OPTIONS



A-BASE
SIZES OF SPREAD: 36", 42", 48", 60"
CALL FOR PRICING AND FINISH OPTIONS



U-BASE
SIZES OF SPREAD: 36", 42", 48", 60"
CALL FOR PRICING AND FINISH OPTIONS



O-BASE
SIZES OF SPREAD: 36", 42", 48", 60"
CALL FOR PRICING AND FINISH OPTIONS

Conference Table Tops

36" W
72" - 120" L

1 PIECE TOP

	WOOD EDGE			LAMINATE/PVC EDGE			
	WKNF1 WBNS1 WDRD1 WRBV1 WBEV1 WTRD1	WBNS WDRD WRBV WBEV WTRD	WXWE* WXCR WXBV WXBD WXRD WXFL WXBVL*	SE* PVC LBVL*	DELUXE	PREMIUM	STANDARD
VENEER	LENGTH	MODEL #	SEATS	DELUXE	PREMIUM	STANDARD	
RE	72"	TP RE VN 3672	6	\$3,588	\$3,336	\$2,834	
	84"	TP RE VN 3684	8	\$3,878	\$3,606	\$3,063	
	96"	TP RE VN 3696	8	\$4,925	\$4,581	\$3,891	
	120"	TP RE VN 36120	10	\$5,971	\$5,553	\$4,717	
RX	72"	TP RX VN 3672	6	\$4,409	\$4,332	\$3,422	
	84"	TP RX VN 3684	8	\$5,145	\$5,054	\$3,992	
	96"	TP RX VN 3696	8	\$5,879	\$5,775	\$4,563	
	120"	TP RX VN 36120	10	\$7,350	\$7,220	\$5,703	
LAMINATE	LENGTH	MODEL #	SEATS	DELUXE	PREMIUM	STANDARD	BASIC
RE	72"	TP RE LM 3672	6	\$3,023	\$2,763	\$2,296	\$1,695
	84"	TP RE LM 3684	8	\$3,268	\$2,986	\$2,481	\$2,076
	96"	TP RE LM 3696	8	\$4,150	\$3,793	\$3,152	\$2,237
	120"	TP RE LM 36120	10	\$5,032	\$4,599	\$3,821	\$2,776
RX	72"	TP RX LM 3672	6	\$3,715	\$3,588	\$2,771	\$1,971
	84"	TP RX LM 3684	8	\$4,336	\$4,186	\$3,233	\$2,414
	96"	TP RX LM 3696	8	\$4,954	\$4,783	\$3,696	\$2,602
	120"	TP RX LM 36120	10	\$6,193	\$5,980	\$4,620	\$3,232

Notes : Laminate or Paint can be substituted for veneer on work surfaces at no extra charge •
 Our Deluxe and Standard edges are available 1-3/4" thickness • add 10 % to cost of table top
 *Consult Your Colecraft Representative regarding Price Reduction For Wood Tape
 *Edges WXBVL, LBVL, SE • add 10 % to cost of table top
 *Edges WXWE • Subtract 10 % to cost of table top

Metal Bases

AVAILABLE WITH *T (TILT), *F (FOLD), *C (CASTERS). SEE PAGE 9 FOR DETAILS AND PRICING.

TUBULAR T BASE	ARCHED T BASE	DURACAST T BASE	A BASE	O BASE	U BASE
*T *F *C	*T *F *C	*T *F *C			
MODEL #	MODEL #	MODEL #	MODEL #	MODEL #	MODEL #
B2 T96 P1C26 \$786	B2 TAR P1C26 \$830	B2 TDC P1C26 \$864	B2 ABS P2C36 \$1,985	B2 OBS P2C36 \$1,985	B2 UBS P2C36 \$1,985
B2 T96 P1C26 \$786	B2 TAR P1C26 \$830	B2 TDC P1C26 \$864	B2 ABS P2C36 \$1,985	B2 OBS P2C36 \$1,985	B2 UBS P2C36 \$1,985
B2 T96 P1C26 \$786	B2 TAR P1C26 \$830	B2 TDC P1C26 \$864	B2 ABS P2C36 \$1,985	B2 OBS P2C36 \$1,985	B2 UBS P2C36 \$1,985
B3 T96 P1C26 \$1,090	B3 TAR P1C26 \$1,162	B3 TDC P1C26 \$1,162	B3 ABS P2C36 \$2,954	B3 OBS P2C36 \$2,954	B3 UBS P2C36 \$2,954
B2 T96 P1C26 \$830	B2 TAR P1C26 \$830	B2 TDC P1C26 \$864	B2 ABS P2C36 \$1,985	B2 OBS P2C36 \$1,985	B2 UBS P2C36 \$1,985
B2 T96 P1C26 \$830	B2 TAR P1C26 \$830	B2 TDC P1C26 \$864	B2 ABS P2C36 \$1,985	B2 OBS P2C36 \$1,985	B2 UBS P2C36 \$1,985
B2 T96 P1C26 \$830	B2 TAR P1C26 \$830	B2 TDC P1C26 \$864	B2 ABS P2C36 \$1,985	B2 OBS P2C36 \$1,985	B2 UBS P2C36 \$1,985
B3 T96 P1C26 \$1,090	B3 TAR P1C26 \$1,162	B3 TDC P1C26 \$1,162	B3 ABS P2C36 \$2,954	B3 OBS P2C36 \$2,954	B3 UBS P2C36 \$2,954
MODEL #	MODEL #	MODEL #	MODEL #	MODEL #	MODEL #
B2 T96 P1C26 \$830	B2 TAR P1C26 \$830	B2 TDC P1C26 \$864	B2 ABS P2C36 \$1,985	B2 OBS P2C36 \$1,985	B2 UBS P2C36 \$1,985
B2 T96 P1C26 \$830	B2 TAR P1C26 \$830	B2 TDC P1C26 \$864	B2 ABS P2C36 \$1,985	B2 OBS P2C36 \$1,985	B2 UBS P2C36 \$1,985
B2 T96 P1C26 \$830	B2 TAR P1C26 \$830	B2 TDC P1C26 \$864	B2 ABS P2C36 \$1,985	B2 OBS P2C36 \$1,985	B2 UBS P2C36 \$1,985
B3 T96 P1C26 \$1,162	B3 TAR P1C26 \$1,162	B3 TDC P1C26 \$1,107	B3 ABS P2C36 \$2,954	B3 OBS P2C36 \$2,954	B3 UBS P2C36 \$2,954

Conference Table Tops

42" W
84" - 120" L

1 PIECE TOP

	WOOD EDGE						LAMINATE/PVC EDGE															
	WKNF1	WBNS1	WDRD1	WRBV1	WBEV1	WTRD1	WBNS	WDRD	WRBV	WBEV	WTRD	WXWE*	WXCR	WXBV	WXBD	WXRD	WXFL	WXBVL*	SE*	PVC	LBVL*	
1 PIECE TOP	LENGTH	MODEL #	SEATS	DELUXE	PREMIUM	STANDARD																
RE	84"	TP RE VN 4284	8	\$4,681	\$4,213	\$3,698																
	96"	TP RE VN 4296	8	\$5,349	\$4,815	\$4,226																
	120"	TP RE VN 42120	10	\$6,687	\$6,018	\$5,283																
RX	84"	TP RX VN 4284	8	\$5,716	\$5,615	\$4,436																
	96"	TP RX VN 4296	8	\$6,533	\$6,417	\$5,070																
	120"	TP RX VN 42120	10	\$8,166	\$8,022	\$6,337																
LAMINATE	LENGTH	MODEL #	SEATS	DELUXE	PREMIUM	STANDARD	BASIC															
RE	84"	TP RE LM 4284	8	\$3,944	\$3,489	\$2,995	\$2,123															
	96"	TP RE LM 4296	8	\$4,508	\$3,987	\$3,423	\$2,294															
	120"	TP RE LM 42120	10	\$5,635	\$4,984	\$4,279	\$2,808															
RX	84"	TP RX LM 4284	8	\$4,817	\$4,650	\$3,593	\$2,465															
	96"	TP RX LM 4296	8	\$5,505	\$5,315	\$4,106	\$2,663															
	120"	TP RX LM 42120	10	\$6,881	\$6,643	\$5,133	\$3,477															

Notes : Laminate or Paint can be substituted for veneer on work surfaces at no extra charge •
Our Deluxe and Standard edges are available 1-3/4" thickness • add 10 % to cost of table top
*Consult Your Colecraft Representative regarding Price Reduction For Wood Tape
*Edges WXBVL, LBVL, SE • add 10 % to cost of table top
*Edges WXWE • Subtract 10 % to cost of table top

Wood Bases

WOOD, PAINTED OR LAMINATE* BASES
Removable wire management access panel: add \$300 per base

QUEEN ANNE		DUNCAN PHYFE		TRADITIONAL PANEL BASE		PANEL BASE	
MODEL #	MODEL #	MODEL #	MODEL #	MODEL #	MODEL #	MODEL #	MODEL #
NOT AVAILABLE	NOT AVAILABLE	B2 TPN VN 24	\$4,348	B2 PAN VN 24	\$4,075		
B2 QANN WD 35	\$4,598	B2 PHYF WD 39	\$4,490	B2 TPN VN 24	\$4,348	B2 PAN VN 24	\$4,075
B2 QANN WD 35	\$4,598	B2 PHYF WD 39	\$4,490	B2 TPN VN 24	\$4,348	B2 PAN VN 24	\$4,075
NOT AVAILABLE	NOT AVAILABLE	B2 TPN VN 24	\$4,348	B2 PAN VN 24	\$4,075		
B2 QANN WD 35	\$4,598	B2 QANN WD 35	\$4,490	B2 TPN VN 24	\$4,348	B2 PAN VN 24	\$4,075
B2 QANN WD 35	\$4,598	B2 QANN WD 35	\$4,490	B2 TPN VN 24	\$4,348	B2 PAN VN 24	\$4,075
MODEL #	MODEL #	MODEL #	MODEL #	MODEL #	MODEL #	MODEL #	MODEL #
NOT AVAILABLE	NOT AVAILABLE	B2 TPN VN 24	\$4,348	B2 PAN LM 24	\$3,260		
B2 QANN WD 35	\$4,598	B2 PHYF WD 39	\$4,490	B2 TPN VN 24	\$4,348	B2 PAN LM 24	\$3,260
B2 QANN WD 35	\$4,598	B2 PHYF WD 39	\$4,490	B2 TPN VN 24	\$4,348	B2 PAN LM 24	\$3,260
AVAILABLE IN WOOD ONLY		AVAILABLE IN WOOD ONLY		AVAILABLE IN VENEER ONLY			
NOT AVAILABLE	NOT AVAILABLE	B2 TPN VN 24	\$4,348	B2 PAN LM 24	\$3,260		
B2 QANN WD 35	\$4,598	B2 QANN WD 35	\$4,490	B2 TPN VN 24	\$4,348	B2 PAN LM 24	\$3,260
B2 QANN WD 35	\$4,598	B2 QANN WD 35	\$4,490	B2 TPN VN 24	\$4,348	B2 PAN LM 24	\$3,260
AVAILABLE IN WOOD ONLY		AVAILABLE IN WOOD ONLY		AVAILABLE IN VENEER ONLY			

Conference Table Tops

42" W
60" - 120" L

1 PIECE TOP

	WOOD EDGE						LAMINATE/PVC EDGE													
	WKNF1	WBNS1	WDRD1	WRBV1	WBEV1	WTRD1	WBNS	WDRD	WRBV	WBEV	WTRD	WXWE*	WXCR	WXBV	WXBD	WXRD	WXFL	WXBVL*	SE*	PVC
1 PIECE TOP	LENGTH	MODEL #	SEATS	DELUXE	PREMIUM	STANDARD														
RE	60"	TP RE VN 4260	6	\$3,343	\$3,009	\$2,641														
	72"	TP RE VN 4272	6	\$4,012	\$3,611	\$3,170														
	84"	TP RE VN 4284	8	\$4,681	\$4,213	\$3,698														
	96"	TP RE VN 4296	8	\$5,349	\$4,815	\$4,226														
	120"	TP RE VN 42120	10	\$6,687	\$6,018	\$5,283														
RX	72"	TP RX VN 4272	6	\$5,144	\$5,054	\$3,992														
	84"	TP RX VN 4284	8	\$5,716	\$5,615	\$4,436														
	96"	TP RX VN 4296	8	\$6,533	\$6,417	\$5,070														
	120"	TP RX VN 42120	10	\$8,166	\$8,022	\$6,337														
LAMINATE	LENGTH	MODEL #	SEATS	DELUXE	PREMIUM	STANDARD	BASIC													
RE	60"	TP RE LM 4260	6	\$2,817	\$2,492	\$2,139	\$1,466													
	72"	TP RE LM 4272	6	\$3,381	\$2,990	\$2,567	\$1,740													
	84"	TP RE LM 4284	8	\$3,944	\$3,489	\$2,995	\$2,123													
	96"	TP RE LM 4296	8	\$4,508	\$3,987	\$3,423	\$2,294													
	120"	TP RE LM 42120	10	\$5,635	\$4,984	\$4,279	\$2,808													
RX	72"	TP RX LM 4272	6	\$4,335	\$4,185	\$3,234	\$2,022													
	84"	TP RX LM 4284	8	\$4,817	\$4,650	\$3,593	\$2,465													
	96"	TP RX LM 4296	8	\$5,505	\$5,315	\$4,106	\$2,663													
	120"	TP RX LM 42120	10	\$6,881	\$6,643	\$5,133	\$3,477													

Notes : Laminate or Paint can be substituted for veneer on work surfaces at no extra charge •
Our Deluxe and Standard edges are available 1-3/4" thickness • add 10 % to cost of table top
*Consult Your Colecraft Representative regarding Price Reduction For Wood Tape
*Edges WXBVL, LBVL, SE • add 10 % to cost of table top
*Edges WXWE • Subtract 10 % to cost of table top

Metal Bases

AVAILABLE WITH *T (TILT), *F (FOLD), *C (CASTERS). SEE PAGE 9 FOR DETAILS AND PRICING.

COLUMN BASE		TUBULAR T BASE		ARCHED DOUBLE COLUMN BASE		DURACAST T BASE	
*C		*T *F *C		*C		*T *F *C	
MODEL #	PRICE	MODEL #	PRICE	MODEL #	PRICE	MODEL #	PRICE
B4 820 P	\$727	B2 T96 P1C32	\$902	B2 TAR P2C36	\$1,402	B2 TDC P1C33	\$959
B4 820 P VB	\$1,040	B2 T96 P1C32	\$902	B2 TAR P2C36	\$1,402	B2 TDC P1C33	\$959
B4 820 P VB	\$1,040	B2 T96 P1C32	\$902	B2 TAR P2C36	\$1,402	B2 TDC P1C33	\$959
B4 820 P VB	\$1,040	B2 T96 P1C32	\$902	B2 TAR P2C36	\$1,402	B2 TDC P1C33	\$959
B6 820 P	\$1,007	B3 T96 P1C32	\$1,267	B3 TAR P2C36	\$2,018	B3 TDC P1C33	\$1,355
NOT AVAILABLE		B2 T96 P1C32	\$902	B2 TAR P2C36	\$1,402	B2 TDC P1C33	\$959
NOT AVAILABLE		B2 T96 P1C32	\$902	B2 TAR P2C36	\$1,402	B2 TDC P1C33	\$959
NOT AVAILABLE		B2 T96 P1C32	\$902	B2 TAR P2C36	\$1,402	B2 TDC P1C33	\$959
NOT AVAILABLE		B3 T96 P1C32	\$1,267	B3 TAR P2C36	\$2,018	B3 TDC P1C33	\$1,355
MODEL #	PRICE	MODEL #	PRICE	MODEL #	PRICE	MODEL #	PRICE
B4 820 P	\$727	B2 T96 P1C32	\$902	B2 TAR P2C36	\$1,402	B2 TDC P1C33	\$959
B4 820 P VB	\$1,040	B2 T96 P1C32	\$902	B2 TAR P2C36	\$1,402	B2 TDC P1C33	\$959
B4 820 P VB	\$1,040	B2 T96 P1C32	\$902	B2 TAR P2C36	\$1,402	B2 TDC P1C33	\$959
B4 820 P VB	\$1,040	B2 T96 P1C32	\$902	B2 TAR P2C36	\$1,402	B2 TDC P1C33	\$959
B6 820 P	\$1,007	B3 T96 P1C32	\$1,267	B3 TAR P2C36	\$2,018	B3 TDC P1C33	\$1,355
NOT AVAILABLE		B2 T96 P1C32	\$902	B2 TAR P2C36	\$1,402	B2 TDC P1C33	\$959
NOT AVAILABLE		B2 T96 P1C32	\$902	B2 TAR P2C36	\$1,402	B2 TDC P1C33	\$959
NOT AVAILABLE		B2 T96 P1C32	\$902	B2 TAR P2C36	\$1,402	B2 TDC P1C33	\$959
NOT AVAILABLE		B3 T96 P1C32	\$1,267	B3 TAR P2C36	\$2,018	B3 TDC P1C33	\$1,355

Conference Table Tops

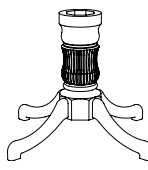
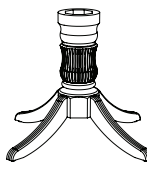


42" W
144" L

2 PIECE TOP

	WOOD EDGE						LAMINATE/PVC EDGE														
	WKNF1	WBNS1	WDRD1	WRBV1	WBEV1	WTRD1	WBNS	WDRD	WRBV	WBEV	WTRD	WXWE*	WXCR	WXBV	WXBD	WXRD	WXFL	WXBVL*	SE*	PVC	LBVL*
2 PIECE TOP	LENGTH	MODEL #	SEATS	DELUXE	PREMIUM	STANDARD															
RE	144"	TP RE VN 42144	12	\$9,015	\$8,114	\$7,122															
RX	144"	TP RX VN 42144	12	\$12,058	\$11,845	\$9,358															
LAMINATE	LENGTH	MODEL #	SEATS	DELUXE	PREMIUM	STANDARD	BASIC														
RE	144"	TP RE LM 42144	12	\$7,597	\$6,720	\$5,769	\$3,518														
RX	144"	TP RX LM 42144	12	\$10,161	\$9,809	\$7,579	\$5,067														

Wood Bases

WOOD, PAINTED OR LAMINATE* BASES
Removable wire management access panel: add \$300 per base



















QUEEN ANNE		DUNCAN PHYFE		TRADITIONAL PANEL BASE		PANEL BASE	
							
MODEL #	MODEL #	MODEL #	MODEL #	MODEL #	MODEL #	MODEL #	MODEL #
B3 QANN WD 35	\$6,897	B3 PHYF WD 39	\$6,734	B3 TPN VN 24	\$6,723	B3 PAN VN 24	\$6,112
B3 QANN WD 35	\$6,897	B3 PHYF WD 39	\$6,734	B3 TPN VN 24	\$6,723	B3 PAN VN 24	\$6,112
MODEL #	MODEL #	MODEL #	MODEL #	MODEL #	MODEL #	MODEL #	MODEL #
B3 QANN WD 35	\$6,897	B3 PHYF WD 39	\$6,734	B3 TPN VN 24	\$6,723	B3 PAN LM 24	\$4,889
AVAILABLE IN WOOD ONLY		AVAILABLE IN WOOD ONLY		AVAILABLE IN VENEER ONLY			
B3 QANN WD 35	\$6,897	B3 PHYF WD 39	\$6,734	B3 TPN VN 24	\$6,723	B3 PAN LM 24	\$4,889
AVAILABLE IN WOOD ONLY		AVAILABLE IN WOOD ONLY		AVAILABLE IN VENEER ONLY			

Notes :
Laminate or Paint can be substituted for veneer on work surfaces at no extra charge •
Our Deluxe and Standard edges are available 1-3/4" thickness • add 10 % to cost of table top
*Consult Your Colecraft Representative regarding Price Reduction For Wood Tape
*Edges WXBVL, LBVL, SE • add 10 % to cost of table top
*Edges WXWE • Subtract 10 % to cost of table top


Conference Table Tops

42" W
144" L

WOOD EDGE

-  WKNF1
-  WBNS1
-  WDRD1
-  WRBV1
-  WBEV1
-  WTRD1
-  WBNS
-  WDRD
-  WRBV
-  WBEV
-  WTRD
-  WXWE*
-  WXCR
-  WXBV
-  WXBD
-  WXRD
-  WXFL
-  WXBVL*

LAMINATE/PVC EDGE

- SE*
- PVC
-  LBVL*


2 PIECE TOP

2 PIECE TOP	LENGTH	MODEL #	SEATS	DELUXE	PREMIUM	STANDARD	
VENEER							
RE	144"	TP RE VN 42144	12	\$9,016	\$8,113	\$7,121	
RX	144"	TP RX VN 42144	12	\$12,058	\$11,845	\$9,358	
LAMINATE							
RE	144"	TP RE LM 42144	12	\$7,597	\$6,719	\$5,768	\$3,518
RX	144"	TP RX LM 42144	12	\$10,161	\$9,809	\$7,579	\$5,067

Metal Bases

AVAILABLE WITH *T (TILT), *F (FOLD), *C (CASTERS). SEE PAGE 9 FOR DETAILS AND PRICING.

COLUMN BASE




*C

TUBULAR T BASE



*T *F *C

ARCHED DOUBLE COLUMN BASE



*C

DURACAST T BASE



*T *F *C

MODEL #	MODEL #	MODEL #	MODEL #	MODEL #	MODEL #
B6 820 P \$1,007	B3 T96 P1C32 \$1,267	B3 TAR P2C36 \$2,018	B3 TDC P1C33 \$1,355	B3 WMT P1C38 \$2,301	
NOT AVAILABLE	B3 T96 P1C32 \$1,267	B3 TAR P2C36 \$2,018	B3 TDC P1C33 \$1,355	B3 WMT P1C38 \$2,301	
MODEL #	MODEL #	MODEL #	MODEL #	MODEL #	MODEL #
B6 820 P \$1,007	B3 T96 P1C32 \$1,267	B3 TAR P2C36 \$2,018	B3 TDC P1C33 \$1,355	B3 WMT P1C38 \$2,301	
NOT AVAILABLE	B3 T96 P1C32 \$1,267	B3 TAR P2C36 \$2,018	B3 TDC P1C33 \$1,355	B3 WMT P1C38 \$2,301	

Notes : Laminate or Paint can be substituted for veneer on work surfaces at no extra charge • Our Deluxe and Standard edges are available 1-3/4" thickness • add 10 % to cost of table top • Consult Your Colecraft Representative regarding Price Reduction For Wood Tape • Edges WXBVL, LBVL, SE • add 10 % to cost of table top • Edges WXWE • Subtract 10 % to cost of table top

Conference Table Tops

48" W
60" - 120" L

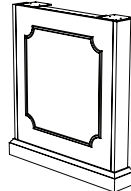

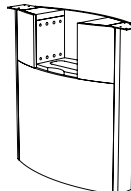
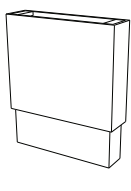

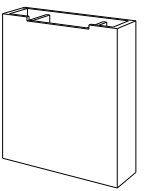
1 PIECE TOP

VENEER	LENGTH	MODEL #	SEATS	WOOD EDGE			LAMINATE/PVC EDGE
				DELUXE	PREMIUM	STANDARD	
RE	60"	TP RE VN 4860	6	\$4,012	\$3,611	\$3,170	
	72"	TP RE VN 4872	6	\$4,814	\$4,333	\$3,803	
	84"	TP RE VN 4884	8	\$5,617	\$5,055	\$4,437	
	96"	TP RE VN 4896	8	\$5,835	\$5,252	\$4,610	
	120"	TP RE VN 48120	10	\$7,985	\$7,186	\$6,308	
AE	84"	TP __ VN 4884	8	\$7,380	\$6,642	\$5,830	
	96"	TP __ VN 4896	8	\$7,633	\$6,869	\$6,030	
	120"	TP __ VN 48120	10	\$9,709	\$8,738	\$7,670	
RX							
ABT							
LAMINATE	LENGTH	MODEL #	SEATS	DELUXE	PREMIUM	STANDARD	BASIC
RE	60"	TP RE LM 4860	6	\$3,381	\$2,990	\$2,567	\$1,647
	72"	TP RE LM 4872	6	\$4,057	\$3,589	\$3,081	\$1,963
	84"	TP RE LM 4884	8	\$4,733	\$4,187	\$3,594	\$2,379
	96"	TP RE LM 4896	8	\$4,917	\$4,349	\$3,734	\$2,442
	120"	TP RE LM 48120	10	\$6,729	\$5,951	\$5,109	\$3,142
AE	84"	TP __ LM 4884	8	\$6,219	\$5,501	\$4,722	\$3,028
	96"	TP __ LM 4896	8	\$6,432	\$5,689	\$4,884	\$3,456
	120"	TP __ LM 48120	10	\$8,182	\$7,237	\$6,213	\$4,173
RX							
ABT							

BOAT SHAPE CAN BE SUBSTITUTED AT NO EXTRA COST. USE BT IN MODEL # IN PLACE OF ABT

Notes : Laminate or Paint can be substituted for veneer on work surfaces at no extra charge • Our Deluxe and Standard edges are available 1-3/4" thickness • add 10 % to cost of table top • Consult Your Colecraft Representative regarding Price Reduction For Wood Tape • Edges WXBVL, LBVL, SE • add 10 % to cost of table top • Edges WXWE • Subtract 10 % to cost of table top

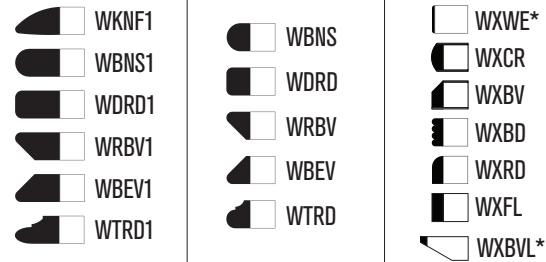
Wood Bases

WOOD BASES		WOOD, PAINTED OR LAMINATE* BASES Removable wire management access panel: add \$300 per base					
TRADITIONAL PANEL BASE	PANEL BASE	BOAT BASE	HEIGHT ADJUSTABLE	DRUM BASE	RECTANGULAR BASE		
							
MODEL #	MODEL #	MODEL #	MODEL #	MODEL #	MODEL #	MODEL #	MODEL #
B2 TPN VN 24 \$4,706	B2 PAN VN 24 \$4,278	B2 BTB VN 24 \$7,567	B2 AH VN 24 \$14,762	B2 DRM VN 24 \$5,396	B2 CBB VN 24 \$5,666		
B2 TPN VN 24 \$4,706	B2 PAN VN 24 \$4,278	B2 BTB VN 24 \$7,567	B2 AH VN 24 \$14,762	B2 DRM VN 24 \$5,396	B2 CBB VN 24 \$5,666		
B2 TPN VN 24 \$4,706	B2 PAN VN 24 \$4,278	B2 BTB VN 24 \$7,567	B2 AH VN 24 \$14,762	B2 DRM VN 24 \$5,396	B2 CBB VN 24 \$5,666		
B2 TPN VN 24 \$4,706	B2 PAN VN 24 \$4,278	B2 BTB VN 24 \$7,567	B2 AH VN 24 \$14,762	B2 DRM VN 24 \$5,396	B2 CBB VN 24 \$5,666		
B2 TPN VN 24 \$4,706	B2 PAN VN 24 \$4,278	B2 BTB VN 24 \$7,567	B2 AH VN 24 \$14,762	B2 DRM VN 24 \$5,396	B2 CBB VN 24 \$5,666		
B2 TPN VN 24 \$4,706	B2 PAN VN 24 \$4,278	B2 BTB VN 24 \$7,567	B2 AH VN 24 \$14,762	B2 DRM VN 24 \$5,396	B2 CBB VN 24 \$5,666		
B2 TPN VN 24 \$4,706	B2 PAN VN 24 \$4,278	B2 BTB VN 24 \$7,567	B2 AH VN 24 \$14,762	B2 DRM VN 24 \$5,396	B2 CBB VN 24 \$5,666		
B2 TPN VN 24 \$4,706	B2 PAN VN 24 \$4,278	B2 BTB VN 24 \$7,567	B2 AH VN 24 \$14,762	B2 DRM VN 24 \$5,396	B2 CBB VN 24 \$5,666		
B2 TPN VN 24 \$4,706	B2 PAN VN 24 \$4,278	B2 BTB VN 24 \$7,567	B2 AH VN 24 \$14,762	B2 DRM VN 24 \$5,396	B2 CBB VN 24 \$5,666		
B2 TPN VN 24 \$4,706	B2 PAN LN 24 \$3,423	B2 BTB LN 24 \$6,054	B2 AH LN 24 \$13,629	B2 DRMLM 24 \$4,317	B2 CBB LN 24 \$4,533		
B2 TPN VN 24 \$4,706	B2 PAN LN 24 \$3,423	B2 BTB LN 24 \$6,054	B2 AH LN 24 \$13,629	B2 DRMLM 24 \$4,317	B2 CBB LN 24 \$4,533		
B2 TPN VN 24 \$4,706	B2 PAN LN 24 \$3,423	B2 BTB LN 24 \$6,054	B2 AH LN 24 \$13,629	B2 DRMLM 24 \$4,317	B2 CBB LN 24 \$4,533		
B2 TPN VN 24 \$4,706	B2 PAN LN 24 \$3,423	B2 BTB LN 24 \$6,054	B2 AH LN 24 \$13,629	B2 DRMLM 24 \$4,317	B2 CBB LN 24 \$4,533		
B2 TPN VN 24 \$4,706	B2 PAN LN 24 \$3,423	B2 BTB LN 24 \$6,054	B2 AH LN 24 \$13,629	B2 DRMLM 24 \$4,317	B2 CBB LN 24 \$4,533		
B2 TPN VN 24 \$4,706	B2 PAN LN 24 \$3,423	B2 BTB LN 24 \$6,054	B2 AH LN 24 \$13,629	B2 DRMLM 24 \$4,317	B2 CBB LN 24 \$4,533		
AVAILABLE IN VENEER ONLY							
B2 TPN VN 24 \$4,706	B2 PAN LN 24 \$3,423	B2 BTB LN 24 \$6,054	B2 AH LN 24 \$13,629	B2 DRMLM 24 \$4,317	B2 CBB LN 24 \$4,533		
B2 TPN VN 24 \$4,706	B2 PAN LN 24 \$3,423	B2 BTB LN 24 \$6,054	B2 AH LN 24 \$13,629	B2 DRMLM 24 \$4,317	B2 CBB LN 24 \$4,533		
B2 TPN VN 24 \$4,706	B2 PAN LN 24 \$3,423	B2 BTB LN 24 \$6,054	B2 AH LN 24 \$13,629	B2 DRMLM 24 \$4,317	B2 CBB LN 24 \$4,533		
AVAILABLE IN VENEER ONLY							


Conference Table Tops

48" W
60" - 120" L

WOOD EDGE



LAMINATE/PVC EDGE



1 PIECE TOP

1 PIECE TOP	LENGTH	MODEL #	SEATS	DELUXE	PREMIUM	STANDARD	
VENEER							
RE	60"	TP RE VN 4860	6	\$4,012	\$3,611	\$3,170	
	72"	TP RE VN 4872	6	\$4,814	\$4,333	\$3,803	
	84"	TP RE VN 4884	8	\$5,617	\$5,055	\$4,437	
	96"	TP RE VN 4896	8	\$5,835	\$5,252	\$4,610	
	120"	TP RE VN 48120	10	\$7,985	\$7,186	\$6,308	
AE	84"	TP __ VN 4884	8	\$7,380	\$6,642	\$5,830	
	96"	TP __ VN 4896	8	\$7,633	\$6,869	\$6,030	
	120"	TP __ VN 48120	10	\$9,709	\$8,738	\$7,670	
RX							
ABT							
LAMINATE							
RE	60"	TP RE LM 4860	6	\$3,381	\$2,990	\$2,567	\$1,647
	72"	TP RE LM 4872	6	\$4,057	\$3,589	\$3,081	\$1,963
	84"	TP RE LM 4884	8	\$4,733	\$4,187	\$3,594	\$2,379
	96"	TP RE LM 4896	8	\$4,917	\$4,349	\$3,734	\$2,442
	120"	TP RE LM 48120	10	\$6,729	\$5,951	\$5,109	\$3,142
AE	84"	TP __ LM 4884	8	\$6,219	\$5,501	\$4,722	\$3,028
	96"	TP __ LM 4896	8	\$6,432	\$5,689	\$4,884	\$3,456
	120"	TP __ LM 48120	10	\$8,182	\$7,237	\$6,213	\$4,173
RX							
ABT							

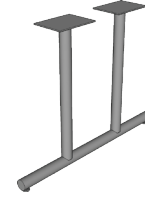
BOAT SHAPE CAN BE SUBSTITUTED AT NO EXTRA COST. USE BT IN MODEL # IN PLACE OF ABT

Notes : Laminate or Paint can be substituted for veneer on work surfaces at no extra charge • Our Deluxe and Standard edges are available 1-3/4" thickness • add 10 % to cost of table top • Consult Your Colecraft Representative regarding Price Reduction For Wood Tape • Edges WXBVL, LBVL, SE • add 10 % to cost of table top • Edges WXWE • Subtract 10 % to cost of table top

Metal Bases

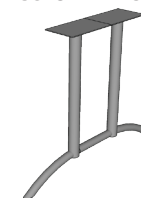
AVAILABLE WITH *T (TILT), *F (FOLD), *C (CASTERS). SEE PAGE 9 FOR DETAILS AND PRICING.

TUBULAR DOUBLE COLUMN BASE



*F *C

ARCHED DOUBLE COLUMN BASE



*C

DURACAST DOUBLE COLUMN BASE



*F *C

MODEL #	PRICE	MODEL #	PRICE	MODEL #	PRICE
B2 T96 P2C36	\$1,167	B2 TAR P2C36	\$1,472	B2 TDC P2C34	\$1,340
B2 T96 P2C36	\$1,167	B2 TAR P2C36	\$1,472	B2 TDC P2C34	\$1,340
B2 T96 P2C36	\$1,167	B2 TAR P2C36	\$1,472	B2 TDC P2C34	\$1,340
B2 T96 P2C36	\$1,167	B2 TAR P2C36	\$1,472	B2 TDC P2C34	\$1,340
B3 T96 P2C36	\$1,664	B3 TAR P2C36	\$2,119	B3 TDC P2C34	\$1,921
B2 T96 P2C36	\$1,167	B2 TAR P2C36	\$1,472	B2 TDC P2C34	\$1,340
B2 T96 P2C36	\$1,167	B2 TAR P2C36	\$1,472	B2 TDC P2C34	\$1,340
B3 T96 P2C36	\$1,664	B3 TAR P2C36	\$2,119	B3 TDC P2C34	\$1,921
B2 T96 P2C36	\$1,167	B2 TAR P2C36	\$1,472	B2 TDC P2C34	\$1,340
B2 T96 P2C36	\$1,167	B2 TAR P2C36	\$1,472	B2 TDC P2C34	\$1,340
B3 T96 P2C36	\$1,664	B3 TAR P2C36	\$2,119	B3 TDC P2C34	\$1,921
B2 T96 P2C36	\$1,167	B2 TAR P2C36	\$1,472	B2 TDC P2C34	\$1,340
B2 T96 P2C36	\$1,167	B2 TAR P2C36	\$1,472	B2 TDC P2C34	\$1,340
B3 T96 P2C36	\$1,664	B3 TAR P2C36	\$2,119	B3 TDC P2C34	\$1,921

Conference Table Tops

**48" W
144" - 240" L**

2 PIECE TOP

	WOOD EDGE						LAMINATE/PVC EDGE	
	WKNF1 WBNS1 WDRD1 WRBV1 WBEV1 WTRD1	WBNS WDRD WRBV WBEV WTRD	WXWE* WXCR WXBV WXBD WXRD WXFL WXBVL*	SE* PVC				LBVL*
VENEER	LENGTH	MODEL #	SEATS	DELUXE	PREMIUM	STANDARD		
	144"	TP RE VN 48144	12	\$11,852	\$10,667	\$9,363		
	168"	TP RE VN 48168	12	\$15,988	\$14,389	\$12,631		
	192"	TP RE VN 48192	14	\$18,355	\$16,520	\$14,501		
	216"	TP RE VN 48216	16	\$20,686	\$18,617	\$16,342		
	240"	TP RE VN 48240	18	\$23,461	\$21,129	\$18,534		
	144"	TP __ VN 48144	12	\$13,988	\$12,589	\$11,051		
	168"	TP __ VN 48168	12	\$19,063	\$17,157	\$15,060		
	192"	TP __ VN 48192	14	\$21,770	\$19,593	\$17,198		
	216"	TP __ VN 48216	16	\$24,832	\$22,349	\$19,617		
	240"	TP __ VN 48240	18	\$27,898	\$25,108	\$22,039		
	144"	TP __ VN 48144	12	\$13,988	\$12,589	\$11,051		
	168"	TP __ VN 48168	12	\$19,063	\$17,157	\$15,060		
	192"	TP __ VN 48192	14	\$21,770	\$19,593	\$17,198		
	216"	TP __ VN 48216	16	\$24,832	\$22,349	\$19,617		
	240"	TP __ VN 48240	18	\$27,898	\$25,108	\$22,039		
	144"	TP __ VN 48144	12	\$13,988	\$12,589	\$11,051		
	168"	TP __ VN 48168	12	\$19,063	\$17,157	\$15,060		
	192"	TP __ VN 48192	14	\$21,770	\$19,593	\$17,198		
	216"	TP __ VN 48216	16	\$24,832	\$22,349	\$19,617		
	240"	TP __ VN 48240	18	\$27,898	\$25,108	\$22,039		
LAMINATE	LENGTH	MODEL #	SEATS	DELUXE	PREMIUM	STANDARD	BASIC	
	144"	TP RE LM 48144	12	\$9,987	\$8,834	\$7,584	\$4,385	
	168"	TP RE LM 48168	12	\$13,473	\$11,917	\$10,231	\$4,639	
	192"	TP RE LM 48192	14	\$15,467	\$13,681	\$11,745	\$5,897	
	216"	TP RE LM 48216	16	\$17,431	\$15,418	\$13,236	\$6,841	
	240"	TP RE LM 48240	18	\$19,770	\$17,498	\$15,012	\$7,867	
	144"	TP __ LM 48144	12	\$11,787	\$10,426	\$8,951	\$5,489	
	168"	TP __ LM 48168	12	\$16,064	\$14,209	\$12,198	\$6,565	
	192"	TP __ LM 48192	14	\$18,345	\$16,226	\$13,930	\$8,346	
	216"	TP __ LM 48216	16	\$20,925	\$18,508	\$15,890	\$9,682	
	240"	TP __ LM 48240	18	\$23,509	\$20,793	\$17,851	\$11,136	
	144"	TP __ LM 48144	12	\$11,787	\$10,426	\$8,951	\$5,489	
	168"	TP __ LM 48168	12	\$16,064	\$14,209	\$12,198	\$6,565	
	192"	TP __ LM 48192	14	\$18,345	\$16,226	\$13,930	\$8,346	
	216"	TP __ LM 48216	16	\$20,925	\$18,508	\$15,890	\$9,682	
	240"	TP __ LM 48240	18	\$23,509	\$20,793	\$17,851	\$11,136	
	144"	TP __ LM 48144	12	\$11,787	\$10,426	\$8,951	\$5,489	
	168"	TP __ LM 48168	12	\$16,064	\$14,209	\$12,198	\$6,565	
	192"	TP __ LM 48192	14	\$18,345	\$16,226	\$13,930	\$8,346	
	216"	TP __ LM 48216	16	\$20,925	\$18,508	\$15,890	\$9,682	
	240"	TP __ LM 48240	18	\$23,509	\$20,793	\$17,851	\$11,136	

BOAT SHAPE CAN BE SUBSTITUTED AT NO EXTRA COST. USE BT IN MODEL # IN PLACE OF ABT

Notes : Laminate or Paint can be substituted for veneer on work surfaces at no extra charge •
Our Deluxe and Standard edges are available 1-3/4" thickness • add 10 % to cost of table top
*Consult Your Colecraft Representative regarding Price Reduction For Wood Tape
*Edges WXBVL, LBVL, SE • add 10 % to cost of table top
*Edges WXWE • Subtract 10 % to cost of table top

Wood Bases

WOOD BASES		WOOD, PAINTED OR LAMINATE* BASES Removable wire management access panel: add \$300 per base			
TRADITIONAL PANEL BASE 	PANEL BASE 	BOAT BASE 	HEIGHT ADJUSTABLE 	DRUM BASE 	RECTANGULAR BASE
MODEL #	MODEL #	MODEL #	MODEL #	MODEL #	MODEL #
B3 TPN VN 24 \$7,412	B3 PAN VN 24 \$6,512	B3 BTB VN 24 \$11,919	B3 AH VN 24 \$23,251	B3 DRM VN 24 \$8,499	B3 CBB VN 24 \$8,925
B3 TPN VN 24 \$7,412	B3 PAN VN 24 \$6,512	B3 BTB VN 24 \$11,919	B3 AH VN 24 \$23,251	B3 DRM VN 24 \$8,499	B3 CBB VN 24 \$8,925
B3 TPN VN 24 \$7,412	B3 PAN VN 24 \$6,512	B3 BTB VN 24 \$11,919	B3 AH VN 24 \$23,251	B3 DRM VN 24 \$8,499	B3 CBB VN 24 \$8,925
B3 TPN VN 24 \$7,412	B3 PAN VN 24 \$6,512	B3 BTB VN 24 \$11,919	B3 AH VN 24 \$23,251	B3 DRM VN 24 \$8,499	B3 CBB VN 24 \$8,925
B3 TPN VN 24 \$7,412	B3 PAN VN 24 \$6,512	B3 BTB VN 24 \$11,919	B3 AH VN 24 \$23,251	B3 DRM VN 24 \$8,499	B3 CBB VN 24 \$8,925
B3 TPN VN 24 \$7,412	B3 PAN VN 24 \$6,512	B3 BTB VN 24 \$11,919	B3 AH VN 24 \$23,251	B3 DRM VN 24 \$8,499	B3 CBB VN 24 \$8,925
B3 TPN VN 24 \$7,412	B3 PAN VN 24 \$6,512	B3 BTB VN 24 \$11,919	B3 AH VN 24 \$23,251	B3 DRM VN 24 \$8,499	B3 CBB VN 24 \$8,925
B3 TPN VN 24 \$7,412	B3 PAN VN 24 \$6,512	B3 BTB VN 24 \$11,919	B3 AH VN 24 \$23,251	B3 DRM VN 24 \$8,499	B3 CBB VN 24 \$8,925
B3 TPN VN 24 \$7,412	B3 PAN VN 24 \$6,512	B3 BTB VN 24 \$11,919	B3 AH VN 24 \$23,251	B3 DRM VN 24 \$8,499	B3 CBB VN 24 \$8,925
B3 TPN VN 24 \$7,412	B3 PAN VN 24 \$6,512	B3 BTB VN 24 \$11,919	B3 AH VN 24 \$23,251	B3 DRM VN 24 \$8,499	B3 CBB VN 24 \$8,925
B3 TPN VN 24 \$7,412	B3 PAN VN 24 \$6,512	B3 BTB VN 24 \$11,919	B3 AH VN 24 \$23,251	B3 DRM VN 24 \$8,499	B3 CBB VN 24 \$8,925
B3 TPN VN 24 \$7,412	B3 PAN VN 24 \$6,512	B3 BTB VN 24 \$11,919	B3 AH VN 24 \$23,251	B3 DRM VN 24 \$8,499	B3 CBB VN 24 \$8,925
B3 TPN VN 24 \$7,412	B3 PAN VN 24 \$6,512	B3 BTB VN 24 \$11,919	B3 AH VN 24 \$23,251	B3 DRM VN 24 \$8,499	B3 CBB VN 24 \$8,925
B3 TPN VN 24 \$7,412	B3 PAN VN 24 \$6,512	B3 BTB VN 24 \$11,919	B3 AH VN 24 \$23,251	B3 DRM VN 24 \$8,499	B3 CBB VN 24 \$8,925
B3 TPN VN 24 \$7,412	B3 PAN VN 24 \$6,512	B3 BTB VN 24 \$11,919	B3 AH VN 24 \$23,251	B3 DRM VN 24 \$8,499	B3 CBB VN 24 \$8,925
B3 TPN VN 24 \$7,412	B3 PAN VN 24 \$6,512	B3 BTB VN 24 \$11,919	B3 AH VN 24 \$23,251	B3 DRM VN 24 \$8,499	B3 CBB VN 24 \$8,925
B3 TPN VN 24 \$7,412	B3 PAN LN 24 \$5,391	B3 BTB LN 24 \$9,535	B3 AH LN 24 \$21,466	B3 DRM LN 24 \$6,799	B3 CBB LN 24 \$7,140
B3 TPN VN 24 \$7,412	B3 PAN LN 24 \$5,391	B3 BTB LN 24 \$9,535	B3 AH LN 24 \$21,466	B3 DRM LN 24 \$6,799	B3 CBB LN 24 \$7,140
B3 TPN VN 24 \$7,412	B3 PAN LN 24 \$5,391	B3 BTB LN 24 \$9,535	B3 AH LN 24 \$21,466	B3 DRM LN 24 \$6,799	B3 CBB LN 24 \$7,140
B3 TPN VN 24 \$7,412	B3 PAN LN 24 \$5,391	B3 BTB LN 24 \$9,535	B3 AH LN 24 \$21,466	B3 DRM LN 24 \$6,799	B3 CBB LN 24 \$7,140
B3 TPN VN 24 \$7,412	B3 PAN LN 24 \$5,391	B3 BTB LN 24 \$9,535	B3 AH LN 24 \$21,466	B3 DRM LN 24 \$6,799	B3 CBB LN 24 \$7,140
B3 TPN VN 24 \$7,412	B3 PAN LN 24 \$5,391	B3 BTB LN 24 \$9,535	B3 AH LN 24 \$21,466	B3 DRM LN 24 \$6,799	B3 CBB LN 24 \$7,140
B3 TPN VN 24 \$7,412	B3 PAN LN 24 \$5,391	B3 BTB LN 24 \$9,535	B3 AH LN 24 \$21,466	B3 DRM LN 24 \$6,799	B3 CBB LN 24 \$7,140
B3 TPN VN 24 \$7,412	B3 PAN LN 24 \$5,391	B3 BTB LN 24 \$9,535	B3 AH LN 24 \$21,466	B3 DRM LN 24 \$6,799	B3 CBB LN 24 \$7,140
B3 TPN VN 24 \$7,412	B3 PAN LN 24 \$5,391	B3 BTB LN 24 \$9,535	B3 AH LN 24 \$21,466	B3 DRM LN 24 \$6,799	B3 CBB LN 24 \$7,140
B3 TPN VN 24 \$7,412	B3 PAN LN 24 \$5,391	B3 BTB LN 24 \$9,535	B3 AH LN 24 \$21,466	B3 DRM LN 24 \$6,799	B3 CBB LN 24 \$7,140
B3 TPN VN 24 \$7,412	B3 PAN LN 24 \$5,391	B3 BTB LN 24 \$9,535	B3 AH LN 24 \$21,466	B3 DRM LN 24 \$6,799	B3 CBB LN 24 \$7,140
B3 TPN VN 24 \$7,412	B3 PAN LN 24 \$5,391	B3 BTB LN 24 \$9,535	B3 AH LN 24 \$21,466	B3 DRM LN 24 \$6,799	B3 CBB LN 24 \$7,140
B3 TPN VN 24 \$7,412	B3 PAN LN 24 \$5,391	B3 BTB LN 24 \$9,535	B3 AH LN 24 \$21,466	B3 DRM LN 24 \$6,799	B3 CBB LN 24 \$7,140
B3 TPN VN 24 \$7,412	B3 PAN LN 24 \$5,391	B3 BTB LN 24 \$9,535	B3 AH LN 24 \$21,466	B3 DRM LN 24 \$6,799	B3 CBB LN 24 \$7,140

AVAILABLE IN VENEER ONLY

AVAILABLE IN VENEER ONLY

Conference Table Tops

48" W
144" - 240" L

2 PIECE TOP

VENEER	LENGTH	MODEL #	SEATS	WOOD EDGE			LAMINATE/PVC EDGE
				DELUXE	PREMIUM	STANDARD	
RE	144"	TP RE VN 48144	12	\$10,261	\$9,235	\$8,107	
	168"	TP RE VN 48168	12	\$13,843	\$12,458	\$10,936	
	192"	TP RE VN 48192	14	\$15,892	\$14,303	\$12,555	
	216"	TP RE VN 48216	16	\$17,910	\$16,119	\$14,149	
	240"	TP RE VN 48240	18	\$20,312	\$18,293	\$16,047	
AE	144"	TP __ VN 48144	12	\$12,111	\$10,900	\$9,568	
	168"	TP __ VN 48168	12	\$16,505	\$14,854	\$13,039	
	192"	TP __ VN 48192	14	\$18,848	\$16,964	\$14,890	
	216"	TP __ VN 48216	16	\$21,500	\$19,350	\$16,985	
	240"	TP __ VN 48240	18	\$24,154	\$21,738	\$19,081	
RX	144"	TP __ VN 48144	12	\$12,111	\$10,900	\$9,568	
	168"	TP __ VN 48168	12	\$16,505	\$14,854	\$13,039	
	192"	TP __ VN 48192	14	\$18,848	\$16,964	\$14,890	
	216"	TP __ VN 48216	16	\$21,500	\$19,350	\$16,985	
	240"	TP __ VN 48240	18	\$24,154	\$21,738	\$19,081	
ABT	144"	TP __ VN 48144	12	\$12,111	\$10,900	\$9,568	
	168"	TP __ VN 48168	12	\$16,505	\$14,854	\$13,039	
	192"	TP __ VN 48192	14	\$18,848	\$16,964	\$14,890	
	216"	TP __ VN 48216	16	\$21,500	\$19,350	\$16,985	
	240"	TP __ VN 48240	18	\$24,154	\$21,738	\$19,081	
LAMINATE	LENGTH	MODEL #	SEATS	DELUXE	PREMIUM	STANDARD	BASIC
RE	144"	TP RE LM 48144	12	\$8,647	\$7,648	\$6,566	\$3,796
	168"	TP RE LM 48168	12	\$11,665	\$10,317	\$8,858	\$4,016
	192"	TP RE LM 48192	14	\$13,392	\$11,845	\$10,169	\$5,106
	216"	TP RE LM 48216	16	\$15,092	\$13,349	\$11,460	\$5,923
	240"	TP RE LM 48240	18	\$17,117	\$15,150	\$12,998	\$6,811
AE	144"	TP __ LM 48144	12	\$10,205	\$9,027	\$7,750	\$4,752
	168"	TP __ LM 48168	12	\$13,908	\$12,302	\$10,561	\$5,684
	192"	TP __ LM 48192	14	\$15,883	\$14,049	\$12,061	\$7,226
	216"	TP __ LM 48216	16	\$18,117	\$16,024	\$13,757	\$8,383
	240"	TP __ LM 48240	18	\$20,354	\$18,003	\$15,456	\$9,642
RX	144"	TP __ LM 48144	12	\$10,205	\$9,027	\$7,750	\$4,752
	168"	TP __ LM 48168	12	\$13,908	\$12,302	\$10,561	\$5,684
	192"	TP __ LM 48192	14	\$15,883	\$14,049	\$12,061	\$7,226
	216"	TP __ LM 48216	16	\$18,117	\$16,024	\$13,757	\$8,383
	240"	TP __ LM 48240	18	\$20,354	\$18,003	\$15,456	\$9,642
ABT	144"	TP __ LM 48144	12	\$10,205	\$9,027	\$7,750	\$4,752
	168"	TP __ LM 48168	12	\$13,908	\$12,302	\$10,561	\$5,684
	192"	TP __ LM 48192	14	\$15,883	\$14,049	\$12,061	\$7,226
	216"	TP __ LM 48216	16	\$18,117	\$16,024	\$13,757	\$8,383
	240"	TP __ LM 48240	18	\$20,354	\$18,003	\$15,456	\$9,642

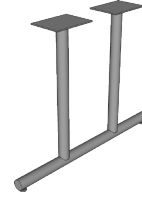
BOAT SHAPE CAN BE SUBSTITUTED AT NO EXTRA COST. USE BT IN MODEL # IN PLACE OF ABT

Notes : Laminate or Paint can be substituted for veneer on work surfaces at no extra charge • Our Deluxe and Standard edges are available 1-3/4" thickness • add 10 % to cost of table top • Consult Your Colecraft Representative regarding Price Reduction For Wood Tape • Edges WXBVL, LBVL, SE • add 10 % to cost of table top • Edges WXWE • Subtract 10 % to cost of table top

Metal Bases


AVAILABLE WITH *T (TILT), *F (FOLD), *C (CASTERS). SEE PAGE 9 FOR DETAILS AND PRICING.

TUBULAR DOUBLE COLUMN BASE



*F *C

ARCHED DOUBLE COLUMN BASE



*C

DURACAST DOUBLE COLUMN BASE



*F *C

MODEL #	PRICE	MODEL #	PRICE	MODEL #	PRICE
B3 T96 P2C36	\$1,512	B3 TAR P2C36	\$1,926	B3 TDC P2C34	\$1,746
B3 T96 P2C36	\$1,512	B3 TAR P2C36	\$1,926	B3 TDC P2C34	\$1,746
B4 T96 P2C36	\$1,962	B4 TAR P2C36	\$2,515	B4 TDC P2C34	\$2,274
B4 T96 P2C36	\$2,301	B4 TAR P2C36	\$2,515	B4 TDC P2C34	\$2,274
B5 T96 P2C36	\$2,412	B5 TAR P2C36	\$3,103	B5 TDC P2C34	\$2,803
B3 T96 P2C36	\$1,512	B3 TAR P2C36	\$1,926	B3 TDC P2C34	\$1,746
B3 T96 P2C36	\$1,512	B3 TAR P2C36	\$1,926	B3 TDC P2C34	\$1,746
B4 T96 P2C36	\$1,962	B4 TAR P2C36	\$2,515	B4 TDC P2C34	\$2,274
B4 T96 P2C36	\$1,962	B4 TAR P2C36	\$2,515	B4 TDC P2C34	\$2,274
B5 T96 P2C36	\$2,412	B5 TAR P2C36	\$3,103	B5 TDC P2C34	\$2,803
B3 T96 P2C36	\$1,512	B3 TAR P2C36	\$1,926	B3 TDC P2C34	\$1,746
B3 T96 P2C36	\$1,512	B3 TAR P2C36	\$1,926	B3 TDC P2C34	\$1,746
B4 T96 P2C36	\$1,962	B4 TAR P2C36	\$2,515	B4 TDC P2C34	\$2,274
B4 T96 P2C36	\$1,962	B4 TAR P2C36	\$2,515	B4 TDC P2C34	\$2,274
B5 T96 P2C36	\$2,412	B5 TAR P2C36	\$3,103	B5 TDC P2C34	\$2,803

Conference Table Tops

48" W
288" L

3 PIECE TOP

		WOOD EDGE			LAMINATE/PVC EDGE																	
		WKNF1	WBNS1	WDRD1	WRBV1	WBEV1	WTRD1	WBNS	WDRD	WRBV	WBEV	WTRD	WXWE*	WXCR	WXBV	WXBD	WXRD	WXFL	WXBVL*	SE*	PVC	LBVL*
3 PIECE TOP	VENEER	LENGTH	MODEL #	SEATS	DELUXE	PREMIUM	STANDARD															
	RE	288"	TP RE VN 48288	22	\$26,961	\$24,264	\$21,299															
	AE	288"	TP ___ VN 48288	22	\$34,231	\$30,808	\$27,043															
	RX																					
	ABT																					
LAMINATE		LENGTH	MODEL #	SEATS	DELUXE	PREMIUM	STANDARD	BASIC														
	RE	288"	TP RE LM 48288	22	\$22,719	\$20,095	\$17,252	\$8,862														
	AE	288"	TP ___ LM 48288	22	\$28,846	\$25,514	\$21,904	\$12,433														
	RX																					
	ABT																					
		BOAT SHAPE CAN BE SUBSTITUTED AT NO EXTRA COST. USE BT IN MODEL # IN PLACE OF ABT																				

Notes :
 Laminate or Paint can be substituted for veneer on work surfaces at no extra charge •
 Our Deluxe and Standard edges are available 1-3/4" thickness • add 10 % to cost of table top
 *Consult Your Colecraft Representative regarding Price Reduction For Wood Tape
 *Edges WXBVL, LBVL, SE • add 10 % to cost of table top
 *Edges WXWE • Subtract 10 % to cost of table top



















Wood Bases

WOOD BASES		WOOD, PAINTED OR LAMINATE* BASES Removable wire management access panel: add \$300 per base					
TRADITIONAL PANEL BASE	PANEL BASE	BOAT BASE	HEIGHT ADJUSTABLE	DRUM BASE	RECTANGULAR BASE		
MODEL #	MODEL #	MODEL #	MODEL #	MODEL #	MODEL #	MODEL #	MODEL #
B4 TPN VN 24 \$9,412	B4 PAN VN 24 \$8,557	B4 BTB VN 24 \$15,135	B4AH VN 24 \$29,099	B4 DRM VN 24 \$10,791	B4 CBB VN 24 \$11,333		
B4 TPN VN 24 \$9,412	B4 PAN VN 24 \$8,557	B4 BTB VN 24 \$15,135	B4AH VN 24 \$29,099	B4 DRM VN 24 \$10,791	B4 CBB VN 24 \$11,333		
MODEL #	MODEL #	MODEL #	MODEL #	MODEL #	MODEL #	MODEL #	MODEL #
B4 TPN VN 24 \$9,412 AVAILABLE IN VENEER ONLY	B4 PAN LM 24 \$6,845	B4 BTB LM 24 \$12,108	B4AH LM 24 \$26,833	B4 DRM LM 24 \$8,633	B4 CBB LM 24 \$9,066		
B4 TPN VN 24 \$9,412 AVAILABLE IN VENEER ONLY	B4 PAN LM 24 \$6,845	B4 BTB LM 24 \$12,108	B4AH LM 24 \$26,833	B4 DRM LM 24 \$8,633	B4 CBB LM 24 \$9,066		


Conference Table Tops

48" W
288" L




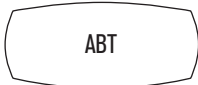




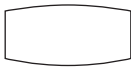
WOOD EDGE

- | | | |
|---|---|--|
|  WKNF1 |  WBNS |  WXWE* |
|  WBNS1 |  WDRD |  WXCR |
|  WDRD1 |  WRBV |  WXBV |
|  WRBV1 |  WBEV |  WXBD |
|  WBEV1 |  WTRD |  WXRD |
|  WTRD1 | |  WXFL |
| | |  WXBVL* |

LAMINATE/PVC EDGE

- | |
|---|
| <input type="checkbox"/> SE* |
| <input type="checkbox"/> PVC |
|  LBVL* |

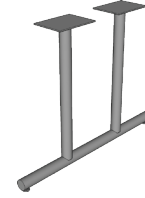
3 PIECE TOP

3 PIECE TOP	VENEER	LENGTH	MODEL #	SEATS	DELUXE	PREMIUM	STANDARD
		288"	TP RE VN 48288	22	\$26,961	\$21,008	\$21,299
		288"	TP __ VN 48288	22	\$34,231	\$26,674	\$27,043
							
							
LAMINATE	LENGTH	MODEL #	SEATS	DELUXE	PREMIUM	STANDARD	BASIC
	288"	TP RE LM 48288	22	\$22,719	\$17,398	\$17,252	\$8,862
	288"	TP __ LM 48288	22	\$28,846	\$22,090	\$21,904	\$12,433
							
							
	BOAT SHAPE CAN BE SUBSTITUTED AT NO EXTRA COST. USE BT IN MODEL # IN PLACE OF ABT						

Metal Bases

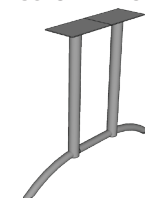
AVAILABLE WITH *T (TILT), *F (FOLD), *C (CASTERS). SEE PAGE 9 FOR DETAILS AND PRICING.

TUBULAR DOUBLE COLUMN BASE



*F *C

ARCHED DOUBLE COLUMN BASE



*C

DURACAST DOUBLE COLUMN BASE



*F *C

MODEL #	PRICE	MODEL #	PRICE	MODEL #	PRICE
B5 T96 P2C36	\$3,165	B5 TAR P2C36	\$3,414	B5 TDC P2C34	\$3,083
B5 T96 P2C36	\$3,165	B5 TAR P2C36	\$3,414	B5 TDC P2C34	\$3,083
B5 T96 P2C36	\$3,165	B5 TAR P2C36	\$3,414	B5 TDC P2C34	\$3,083
B5 T96 P2C36	\$3,165	B5 TAR P2C36	\$3,414	B5 TDC P2C34	\$3,083

Notes :
 Laminate or Paint can be substituted for veneer on work surfaces at no extra charge •
 Our Deluxe and Standard edges are available 1-3/4" thickness • add 10 % to cost of table top
 *Consult Your Colecraft Representative regarding Price Reduction For Wood Tape
 *Edges WXBVL, LBVL, SE • add 10 % to cost of table top
 *Edges WXWE • Subtract 10 % to cost of table top

Conference Table Tops

60" W
96" - 120" L

1 PIECE TOP

	WOOD EDGE			LAMINATE/PVC EDGE			
	WKNF1 WBNS1 WDRD1 WRBV1 WBEV1 WTRD1	WBNS WDRD WRBV WBEV WTRD	WXWE* WXCR WXBV WXBD WXRD WXFL WXBVL*	SE* PVC LBVL*	DELUXE	PREMIUM	STANDARD
VENEER	LENGTH	MODEL #	SEATS	DELUXE	PREMIUM	STANDARD	
RE	96"	TP RE VN 6096	10	\$8,500	\$7,650	\$6,715	
	120"	TP RE VN 60120	12	\$10,266	\$9,240	\$8,110	
AE	96"	TP __ VN 6096	10	\$10,152	\$9,137	\$8,020	
	120"	TP __ VN 60120	12	\$12,769	\$11,492	\$10,088	
RX							
ABT							
LAMINATE	LENGTH	MODEL #	SEATS	DELUXE	PREMIUM	STANDARD	BASIC
RE	96"	TP RE LM 6096	10	\$7,163	\$6,336	\$5,439	\$2,838
	120"	TP RE LM 60120	12	\$8,651	\$7,652	\$6,569	\$3,592
AE	96"	TP __ LM 6096	10	\$8,555	\$7,567	\$6,496	\$4,060
	120"	TP __ LM 60120	12	\$10,760	\$9,517	\$8,171	\$5,084
RX							
ABT							

BOAT SHAPE CAN BE SUBSTITUTED AT NO EXTRA COST. USE BT IN MODEL # IN PLACE OF ABT

Notes : Laminate or Paint can be substituted for veneer on work surfaces at no extra charge •
Our Deluxe and Standard edges are available 1-3/4" thickness • add 10 % to cost of table top
*Consult Your Colecraft Representative regarding Price Reduction For Wood Tape
*Edges WXBVL, LBVL, SE • add 10 % to cost of table top
*Edges WXWE • Subtract 10 % to cost of table top

Wood Bases

WOOD, PAINTED OR LAMINATE* BASES
Removable wire management access panel: add \$300 per base

WOOD BASES		WOOD, PAINTED OR LAMINATE* BASES			
TRADITIONAL PANEL BASE	PANEL BASE	BOAT BASE	HEIGHT ADJUSTABLE	DRUM BASE	RECTANGULAR BASE
MODEL #	MODEL #	MODEL #	MODEL #	MODEL #	MODEL #
B2 TPN VN 30 \$5,489	B2 PAN VN 30 \$4,992	B2 BTB VN 30 \$9,291	B2 AH VN 30 \$16,371	B2 DRM VN 31 \$6,049	B2 CBB VN 30 \$6,630
B2 TPN VN 30 \$5,489	B2 PAN VN 30 \$4,992	B2 BTB VN 30 \$9,291	B2 AH VN 30 \$16,371	B2 DRM VN 31 \$6,049	B2 CBB VN 30 \$6,630
B2 TPN VN 30 \$5,489	B2 PAN VN 30 \$4,992	B2 BTB VN 30 \$9,291	B2 AH VN 30 \$16,371	B2 DRM VN 31 \$6,049	B2 CBB VN 30 \$6,630
B2 TPN VN 30 \$5,489	B2 PAN VN 30 \$4,992	B2 BTB VN 30 \$9,291	B2 AH VN 30 \$16,371	B2 DRM VN 31 \$6,049	B2 CBB VN 30 \$6,630
MODEL #	MODEL #	MODEL #	MODEL #	MODEL #	MODEL #
B2 TPN VN 30 \$5,489	B2 PAN LM 30 \$3,994	B2 BTB LM 30 \$7,433	B2 AH LM 30 \$15,045	B2 DRM LM 31 \$4,839	B2 CBB LM 30 \$5,304
B2 TPN VN 30 \$5,489	B2 PAN LM 30 \$3,994	B2 BTB LM 30 \$7,433	B2 AH LM 30 \$15,045	B2 DRM LM 31 \$4,839	B2 CBB LM 30 \$5,304
AVAILABLE IN VENEER ONLY					
B2 TPN VN 30 \$5,489	B2 PAN LM 30 \$3,994	B2 BTB LM 30 \$7,433	B2 AH LM 30 \$15,045	B2 DRM LM 31 \$4,839	B2 CBB LM 30 \$5,304
B2 TPN VN 30 \$5,489	B2 PAN LM 30 \$3,994	B2 BTB LM 30 \$7,433	B2 AH LM 30 \$15,045	B2 DRM LM 31 \$4,839	B2 CBB LM 30 \$5,304
AVAILABLE IN VENEER ONLY					

Conference Table Tops

60" W
96" - 120" L

1 PIECE TOP

VENEER	LENGTH	MODEL #	SEATS	WOOD EDGE			LAMINATE/PVC EDGE
				DELUXE	PREMIUM	STANDARD	
RE	96"	TP RE VN 6096	10	\$8,500	\$7,650	\$6,715	
	120"	TP RE VN 60120	12	\$10,266	\$9,240	\$8,110	
AE	96"	TP __ VN 6096	10	\$10,152	\$9,137	\$8,020	
	120"	TP __ VN 60120	12	\$12,769	\$11,492	\$10,088	
RX							
ABT							
LAMINATE	LENGTH	MODEL #	SEATS	DELUXE	PREMIUM	STANDARD	BASIC
RE	96"	TP RE LM 6096	10	\$7,163	\$6,336	\$5,439	\$2,838
	120"	TP RE LM 60120	12	\$8,651	\$7,652	\$6,569	\$3,592
AE	96"	TP __ LM 6096	10	\$8,555	\$7,567	\$6,496	\$4,060
	120"	TP __ LM 60120	12	\$10,760	\$9,517	\$8,171	\$5,084
RX							
ABT							

BOAT SHAPE CAN BE SUBSTITUTED AT NO EXTRA COST. USE BT IN MODEL # IN PLACE OF ABT

Notes : Our Deluxe and Standard edges are available 1-3/4" thickness • add 10 % to cost of table top
 *Consult Your Colecraft Representative regarding Price Reduction For Wood Tape
 *Edges WXBVL and LBVL • add 10 % to cost of table top
 *Edges WX3M • Subtract 10 % to cost of table top

Metal Bases

AVAILABLE WITH *T (TILT), *F (FOLD), *C (CASTERS). SEE PAGE 9 FOR DETAILS AND PRICING.

TUBULAR DOUBLE COLUMN BASE		DURACAST DOUBLE COLUMN BASE		A BASE		O BASE		U BASE		V BASE	
MODEL #	MODEL #	MODEL #	MODEL #	MODEL #	MODEL #	MODEL #	MODEL #	MODEL #	MODEL #	MODEL #	MODEL #
B2 T96 P2C40	\$1,094	B2 TDC P2C40	\$1,346	B2 ABS P2C60	\$2,765	B2 OBS P2C60	\$2,765	B2 UBS P2C60	\$2,765	B2 VBS P2C60	\$3,790
B3 T96 P2C40	\$1,617	B3 TDC P2C40	\$1,994	B3 ABS P2C60	\$4,124	B3 OBS P2C60	\$4,124	B3 UBS P2C60	\$4,124	B3 VBS P2C60	\$5,662
B2 T96 P2C40	\$1,094	B2 TDC P2C40	\$1,346	B2 ABS P2C60	\$2,765	B2 OBS P2C60	\$2,765	B2 UBS P2C60	\$2,765	B2 VBS P2C60	\$3,790
B3 T96 P2C40	\$1,617	B3 TDC P2C40	\$1,994	B3 ABS P2C60	\$4,124	B3 OBS P2C60	\$4,124	B3 UBS P2C60	\$4,124	B3 VBS P2C60	\$5,662
B2 T96 P2C40	\$1,094	B2 TDC P2C40	\$1,346	B2 ABS P2C60	\$2,765	B2 OBS P2C60	\$2,765	B2 UBS P2C60	\$2,765	B2 VBS P2C60	\$3,790
B3 T96 P2C40	\$1,617	B3 TDC P2C40	\$1,994	B3 ABS P2C60	\$4,124	B3 OBS P2C60	\$4,124	B3 UBS P2C60	\$4,124	B3 VBS P2C60	\$5,662

Conference Table Tops

60" W
144" - 240" L

2 PIECE TOP

	WOOD EDGE			LAMINATE/PVC EDGE			
	WKNF1 WBNS1 WDRD1 WRBV1 WBEV1 WTRD1	WBNS WDRD WRBV WBEV WTRD	WXWE* WXCR WXBV WXBD WXRD WXFL WXBVL*	SE* PVC LBVL*			
2 PIECE TOP	LENGTH	MODEL #	SEATS	DELUXE	PREMIUM	STANDARD	
VENEER							
	144"	TP RE VN 60144	14	\$13,563	\$12,939	\$11,357	
	168"	TP RE VN 60168	16	\$17,712	\$16,897	\$14,832	
	192"	TP RE VN 60192	20	\$20,723	\$19,770	\$17,354	
	216"	TP RE VN 60216	20	\$23,301	\$22,229	\$19,512	
	240"	TP RE VN 60240	20	\$24,037	\$22,932	\$20,129	
	144"	TP __ VN 60144	14	\$15,332	\$14,627	\$12,839	
	168"	TP __ VN 60168	16	\$21,473	\$20,485	\$17,982	
	192"	TP __ VN 60192	20	\$24,904	\$23,758	\$20,855	
	216"	TP __ VN 60216	20	\$28,335	\$27,032	\$23,728	
	240"	TP __ VN 60240	20	\$29,548	\$28,189	\$24,743	
LAMINATE	LENGTH	MODEL #	SEATS	DELUXE	PREMIUM	STANDARD	BASIC
	144"	TP RE LM 60144	14	\$11,429	\$10,715	\$9,199	\$4,630
	168"	TP RE LM 60168	16	\$14,925	\$13,994	\$12,014	\$5,900
	192"	TP RE LM 60192	20	\$17,463	\$16,373	\$14,056	\$6,826
	216"	TP RE LM 60216	20	\$19,635	\$18,409	\$15,804	\$7,917
	240"	TP RE LM 60240	20	\$20,256	\$18,991	\$16,304	\$9,104
	144"	TP __ LM 60144	14	\$12,920	\$12,114	\$10,400	\$5,984
	168"	TP __ LM 60168	16	\$18,095	\$16,965	\$14,565	\$8,350
	192"	TP __ LM 60192	20	\$20,986	\$19,676	\$16,892	\$9,661
	216"	TP __ LM 60216	20	\$23,877	\$22,386	\$19,219	\$11,148
	240"	TP __ LM 60240	20	\$24,899	\$23,345	\$20,042	\$12,820

BOAT SHAPE CAN BE SUBSTITUTED AT NO EXTRA COST. USE BT IN MODEL # IN PLACE OF ABT

Notes : Laminate or Paint can be substituted for veneer on work surfaces at no extra charge •
Our Deluxe and Standard edges are available 1-3/4" thickness • add 10 % to cost of table top
*Consult Your Colecraft Representative regarding Price Reduction For Wood Tape
*Edges WXBVL, LBVL, SE • add 10 % to cost of table top
*Edges WXWE • Subtract 10 % to cost of table top

Wood Bases

WOOD, PAINTED OR LAMINATE* BASES
Removable wire management access panel: add \$300 per base

TRADITIONAL PANEL BASE		PANEL BASE		BOAT BASE		HEIGHT ADJUSTABLE		DRUM BASE		RECTANGULAR BASE	
MODEL #	PRICE	MODEL #	PRICE	MODEL #	PRICE	MODEL #	PRICE	MODEL #	PRICE	MODEL #	PRICE
B3 TPN VN 30	\$8,233	B3 PAN VN 30	\$7,412	B3 BTB VN 30	\$12,118	B3 AH VN 30	\$24,556	B3 DRM VN 31	\$9,073	B3 CBB VN 30	\$9,945
B3 TPN VN 30	\$8,233	B3 PAN VN 30	\$7,412	B3 BTB VN 30	\$12,118	B3 AH VN 30	\$24,556	B3 DRM VN 31	\$9,073	B3 CBB VN 30	\$9,945
B3 TPN VN 30	\$8,233	B3 PAN VN 30	\$7,412	B3 BTB VN 30	\$12,118	B3 AH VN 30	\$24,556	B3 DRM VN 31	\$9,073	B3 CBB VN 30	\$9,945
B3 TPN VN 30	\$8,233	B3 PAN VN 30	\$7,412	B3 BTB VN 30	\$12,118	B3 AH VN 30	\$24,556	B3 DRM VN 31	\$9,073	B3 CBB VN 30	\$9,945
B3 TPN VN 30	\$8,233	B3 PAN VN 30	\$7,412	B3 BTB VN 30	\$12,118	B3 AH VN 30	\$24,556	B3 DRM VN 31	\$9,073	B3 CBB VN 30	\$9,945
B3 TPN VN 30	\$8,233	B3 PAN VN 30	\$7,412	B3 BTB VN 30	\$12,118	B3 AH VN 30	\$24,556	B3 DRM VN 31	\$9,073	B3 CBB VN 30	\$9,945
B3 TPN VN 30	\$8,233	B3 PAN VN 30	\$7,412	B3 BTB VN 30	\$12,118	B3 AH VN 30	\$24,556	B3 DRM VN 31	\$9,073	B3 CBB VN 30	\$9,945
B3 TPN VN 30	\$8,233	B3 PAN VN 30	\$7,412	B3 BTB VN 30	\$12,118	B3 AH VN 30	\$24,556	B3 DRM VN 31	\$9,073	B3 CBB VN 30	\$9,945
B3 TPN VN 30	\$8,233	B3 PAN VN 30	\$7,412	B3 BTB VN 30	\$12,118	B3 AH VN 30	\$24,556	B3 DRM VN 31	\$9,073	B3 CBB VN 30	\$9,945
B3 TPN VN 30	\$8,233	B3 PAN VN 30	\$7,412	B3 BTB VN 30	\$12,118	B3 AH VN 30	\$24,556	B3 DRM VN 31	\$9,073	B3 CBB VN 30	\$9,945
B3 TPN VN 30	\$8,233	B3 PAN LN 30	\$5,210	B3 BTB LN 30	\$9,695	B3 AH LN 30	\$22,567	B3 DRM LN 31	\$7,258	B3 CBB LN 30	\$7,956
B3 TPN VN 30	\$8,233	B3 PAN LN 30	\$5,210	B3 BTB LN 30	\$9,695	B3 AH LN 30	\$22,567	B3 DRM LN 31	\$7,258	B3 CBB LN 30	\$7,956
B3 TPN VN 30	\$8,233	B3 PAN LN 30	\$5,210	B3 BTB LN 30	\$9,695	B3 AH LN 30	\$22,567	B3 DRM LN 31	\$7,258	B3 CBB LN 30	\$7,956
B3 TPN VN 30	\$8,233	B3 PAN LN 30	\$5,210	B3 BTB LN 30	\$9,695	B3 AH LN 30	\$22,567	B3 DRM LN 31	\$7,258	B3 CBB LN 30	\$7,956
B3 TPN VN 30	\$8,233	B3 PAN LN 30	\$5,210	B3 BTB LN 30	\$9,695	B3 AH LN 30	\$22,567	B3 DRM LN 31	\$7,258	B3 CBB LN 30	\$7,956
B3 TPN VN 30	\$8,233	B3 PAN LN 30	\$5,210	B3 BTB LN 30	\$9,695	B3 AH LN 30	\$22,567	B3 DRM LN 31	\$7,258	B3 CBB LN 30	\$7,956
B3 TPN VN 30	\$8,233	B3 PAN LN 30	\$5,210	B3 BTB LN 30	\$9,695	B3 AH LN 30	\$22,567	B3 DRM LN 31	\$7,258	B3 CBB LN 30	\$7,956
B3 TPN VN 30	\$8,233	B3 PAN LN 30	\$5,210	B3 BTB LN 30	\$9,695	B3 AH LN 30	\$22,567	B3 DRM LN 31	\$7,258	B3 CBB LN 30	\$7,956
B3 TPN VN 30	\$8,233	B3 PAN LN 30	\$5,210	B3 BTB LN 30	\$9,695	B3 AH LN 30	\$22,567	B3 DRM LN 31	\$7,258	B3 CBB LN 30	\$7,956
B3 TPN VN 30	\$8,233	B3 PAN LN 30	\$5,210	B3 BTB LN 30	\$9,695	B3 AH LN 30	\$22,567	B3 DRM LN 31	\$6,913	B3 CBB LN 30	\$7,956

AVAILABLE IN VENEER ONLY

AVAILABLE IN VENEER ONLY

Conference Table Tops

60" W
144" - 240" L

2 PIECE TOP

VENEER	LENGTH	MODEL #	SEATS	WOOD EDGE			BASIC
				DELUXE	PREMIUM	STANDARD	
RE	144"	TP RE VN 60144	14	\$14,377	\$12,939	\$11,357	
	168"	TP RE VN 60168	14	\$18,775	\$16,897	\$14,832	
	192"	TP RE VN 60192	16	\$21,967	\$19,770	\$17,354	
	216"	TP RE VN 60216	18	\$24,699	\$22,229	\$19,512	
	240"	TP RE VN 60240	20	\$25,480	\$22,932	\$20,129	
AE	144"	TP __ VN 60144	14	\$16,252	\$14,627	\$12,839	
	168"	TP __ VN 60168	14	\$22,761	\$20,485	\$17,982	
	192"	TP __ VN 60192	16	\$26,398	\$23,758	\$20,855	
	216"	TP __ VN 60216	18	\$30,035	\$27,032	\$23,728	
	240"	TP __ VN 60240	20	\$31,321	\$28,189	\$24,743	
RX	144"	TP __ VN 60144	14	\$16,252	\$14,627	\$12,839	
	168"	TP __ VN 60168	14	\$22,761	\$20,485	\$17,982	
	192"	TP __ VN 60192	16	\$26,398	\$23,758	\$20,855	
	216"	TP __ VN 60216	18	\$30,035	\$27,032	\$23,728	
	240"	TP __ VN 60240	20	\$31,321	\$28,189	\$24,743	
ABT	144"	TP __ VN 60144	14	\$16,252	\$14,627	\$12,839	
	168"	TP __ VN 60168	14	\$22,761	\$20,485	\$17,982	
	192"	TP __ VN 60192	16	\$26,398	\$23,758	\$20,855	
	216"	TP __ VN 60216	18	\$30,035	\$27,032	\$23,728	
	240"	TP __ VN 60240	20	\$31,321	\$28,189	\$24,743	
LAMINATE	LENGTH	MODEL #	SEATS	DELUXE	PREMIUM	STANDARD	BASIC
RE	144"	TP RE LM 60144	14	\$12,115	\$10,715	\$9,199	\$4,630
	168"	TP RE LM 60168	14	\$15,821	\$13,994	\$12,014	\$5,900
	192"	TP RE LM 60192	16	\$18,511	\$16,373	\$14,056	\$6,826
	216"	TP RE LM 60216	18	\$20,813	\$18,409	\$15,804	\$7,917
	240"	TP RE LM 60240	20	\$21,471	\$18,991	\$16,304	\$9,104
AE	144"	TP __ LM 60144	14	\$13,695	\$12,114	\$10,400	\$5,984
	168"	TP __ LM 60168	14	\$19,180	\$16,965	\$14,565	\$8,350
	192"	TP __ LM 60192	16	\$22,245	\$19,676	\$16,892	\$9,661
	216"	TP __ LM 60216	18	\$25,310	\$22,386	\$19,219	\$11,148
	240"	TP __ LM 60240	20	\$26,393	\$23,345	\$20,042	\$12,820
RX	144"	TP __ LM 60144	14	\$13,695	\$12,114	\$10,400	\$5,984
	168"	TP __ LM 60168	14	\$19,180	\$16,965	\$14,565	\$8,350
	192"	TP __ LM 60192	16	\$22,245	\$19,676	\$16,892	\$9,661
	216"	TP __ LM 60216	18	\$25,310	\$22,386	\$19,219	\$11,148
	240"	TP __ LM 60240	20	\$26,393	\$23,345	\$20,042	\$12,820
ABT	144"	TP __ LM 60144	14	\$13,695	\$12,114	\$10,400	\$5,984
	168"	TP __ LM 60168	14	\$19,180	\$16,965	\$14,565	\$8,350
	192"	TP __ LM 60192	16	\$22,245	\$19,676	\$16,892	\$9,661
	216"	TP __ LM 60216	18	\$25,310	\$22,386	\$19,219	\$11,148
	240"	TP __ LM 60240	20	\$26,393	\$23,345	\$20,042	\$12,820

BOAT SHAPE CAN BE SUBSTITUTED AT NO EXTRA COST. USE BT IN MODEL # IN PLACE OF ABT

Notes : Our Deluxe and Standard edges are available 1-3/4" thickness • add 10 % to cost of table top
 *Consult Your Colecraft Representative regarding Price Reduction For Wood Tape
 *Edges WXBVL and LBVL • add 10 % to cost of table top
 *Edges WX3M • Subtract 10 % to cost of table top

Metal Bases






















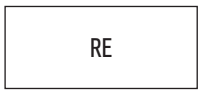








AVAILABLE WITH *T (TILT), *F (FOLD), *C (CASTERS). SEE PAGE 9 FOR DETAILS AND PRICING.

TUBULAR DOUBLE COLUMN BASE		DURACAST DOUBLE COLUMN BASE		A BASE		O BASE		U BASE		V BASE	
MODEL #	PRICE	MODEL #	PRICE	MODEL #	PRICE	MODEL #	PRICE	MODEL #	PRICE	MODEL #	PRICE
B3 T96 P2C40	\$1,617	B3 TDC P2C40	\$1,994	B3 ABS P2C60	\$4,124	B3 OBS P2C60	\$4,124	B3 UBS P2C60	\$4,124	B3 VBS P2C60	\$6,002
B3 T96 P2C40	\$1,617	B3 TDC P2C40	\$1,994	B3 ABS P2C60	\$4,124	B3 OBS P2C60	\$4,124	B3 UBS P2C60	\$4,124	B3 VBS P2C60	\$6,002
B4 T96 P2C40	\$2,141	B4 TDC P2C40	\$2,644	B4 ABS P2C60	\$5,484	B4 OBS P2C60	\$5,484	B4 UBS P2C60	\$5,484	B4 VBS P2C60	\$7,988
B4 T96 P2C40	\$2,141	B4 TDC P2C40	\$2,644	B4 ABS P2C60	\$5,484	B4 OBS P2C60	\$5,484	B4 UBS P2C60	\$5,484	B4 VBS P2C60	\$7,988
B5 T96 P2C40	\$2,665	B5 TDC P2C40	\$4,890	B5 ABS P2C60	\$6,843	B5 OBS P2C60	\$6,843	B5 UBS P2C60	\$6,843	B5 VBS P2C60	\$9,972
B3 T96 P2C40	\$1,617	B3 TDC P2C40	\$1,994	B3 ABS P2C60	\$4,124	B3 OBS P2C60	\$4,124	B3 UBS P2C60	\$4,124	B3 VBS P2C60	\$6,002
B3 T96 P2C40	\$1,617	B3 TDC P2C40	\$1,994	B3 ABS P2C60	\$4,124	B3 OBS P2C60	\$4,124	B3 UBS P2C60	\$4,124	B3 VBS P2C60	\$6,002
B4 T96 P2C40	\$2,141	B4 TDC P2C40	\$2,644	B4 ABS P2C60	\$5,484	B4 OBS P2C60	\$5,484	B4 UBS P2C60	\$5,484	B4 VBS P2C60	\$7,988
B4 T96 P2C40	\$2,141	B4 TDC P2C40	\$2,644	B4 ABS P2C60	\$5,484	B4 OBS P2C60	\$5,484	B4 UBS P2C60	\$5,484	B4 VBS P2C60	\$7,988
B5 T96 P2C40	\$2,665	B5 TDC P2C40	\$4,890	B5 ABS P2C60	\$6,843	B5 OBS P2C60	\$6,843	B5 UBS P2C60	\$6,843	B5 VBS P2C60	\$9,972
B3 T96 P2C40	\$1,617	B3 TDC P2C40	\$1,994	B3 ABS P2C60	\$4,124	B3 OBS P2C60	\$4,124	B3 UBS P2C60	\$4,124	B3 VBS P2C60	\$6,002
B3 T96 P2C40	\$1,617	B3 TDC P2C40	\$1,994	B3 ABS P2C60	\$4,124	B3 OBS P2C60	\$4,124	B3 UBS P2C60	\$4,124	B3 VBS P2C60	\$6,002
B4 T96 P2C40	\$2,141	B4 TDC P2C40	\$2,644	B4 ABS P2C60	\$5,484	B4 OBS P2C60	\$5,484	B4 UBS P2C60	\$5,484	B4 VBS P2C60	\$7,988
B4 T96 P2C40	\$2,141	B4 TDC P2C40	\$2,644	B4 ABS P2C60	\$5,484	B4 OBS P2C60	\$5,484	B4 UBS P2C60	\$5,484	B4 VBS P2C60	\$7,988
B5 T96 P2C40	\$2,665	B5 TDC P2C40	\$4,890	B5 ABS P2C60	\$6,843	B5 OBS P2C60	\$6,843	B5 UBS P2C60	\$6,843	B5 VBS P2C60	\$9,972

Conference Table Tops



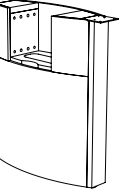
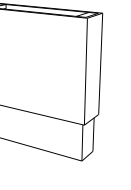

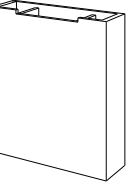
60" W
288" L

3 PIECE TOP

	WOOD EDGE			LAMINATE/PVC EDGE								
	 WKNF1  WBNS1  WDRD1  WRBV1  WBEV1  WTRD1	 WBNS  WDRD  WRBV  WBEV  WTRD	 WXWE*  WXCR  WXBV  WXBD  WXRD  WXFL  WXBVL*	 SE*  PVC  LBVL*	LENGTH	MODEL #	SEATS	DELUXE	PREMIUM	STANDARD	BASIC	
VENEER												
	288"	TP RE VN 60288	24	\$33,328	\$29,995	\$26,329						
	288"	TP __ VN 60288	24	\$40,588	\$36,530	\$32,065						
												
												
LAMINATE												
	288"	TP RE LM 60288	24	\$28,084	\$24,840	\$21,326	\$11,794					
	288"	TP __ LM 60288	24	\$34,203	\$30,252	\$25,972	\$15,965					
												
												
	BOAT SHAPE CAN BE SUBSTITUTED AT NO EXTRA COST. USE BT IN MODEL # IN PLACE OF ABT											

Notes : Laminate or Paint can be substituted for veneer on work surfaces at no extra charge • Our Deluxe and Standard edges are available 1-3/4" thickness • add 10 % to cost of table top • Consult Your Colecraft Representative regarding Price Reduction For Wood Tape • Edges WXBVL, LBVL, SE • add 10 % to cost of table top • Edges WXWE • Subtract 10 % to cost of table top

Wood Bases

WOOD BASES		WOOD, PAINTED OR LAMINATE* BASES Removable wire management access panel: add \$300 per base					
TRADITIONAL PANEL BASE	PANEL BASE	BOAT BASE	HEIGHT ADJUSTABLE	DRUM BASE	RECTANGULAR BASE		
							
MODEL #	MODEL #	MODEL #	MODEL #	MODEL #	MODEL #	MODEL #	MODEL #
B4 TPN VN 30 \$10,977	B4 PAN VN 30 \$9,987	B4 BTB VN 30 \$18,582	B4 AH VN 30 \$32,741	B4 DRM VN 31 \$12,097	B4 CBB VN 30 \$13,259		
B4 TPN VN 30 \$10,977	B4 PAN VN 30 \$9,987	B4 BTB VN 30 \$18,582	B4 AH VN 30 \$32,741	B4 DRM VN 31 \$12,097	B4 CBB VN 30 \$13,259		
MODEL #	MODEL #	MODEL #	MODEL #	MODEL #	MODEL #	MODEL #	MODEL #
B4 TPN VN 30 \$10,977 AVAILABLE IN VENEER ONLY	B4 PAN LM 30 \$7,989	B4 BTB LM 30 \$14,865	B4 AH LM 30 \$30,089	B4 DRM LM 31 \$9,678	B4 CBB LM 30 \$10,607		
B4 TPN VN 30 \$10,977 AVAILABLE IN VENEER ONLY	B4 PAN LM 30 \$7,989	B4 BTB LM 30 \$14,865	B4 AH LM 30 \$30,089	B4 DRM LM 31 \$9,678	B4 CBB LM 30 \$10,607		

Conference Table Tops

60" W
288" L

3 PIECE TOP

VENEER	LENGTH	MODEL #	SEATS	WOOD EDGE			BASIC
				DELUXE	PREMIUM	STANDARD	
RE	288"	TP RE VN 60288	24	\$33,328	\$29,995	\$26,329	
AE	288"	TP __ VN 60288	24	\$40,588	\$36,530	\$32,065	
RX							
ABT							
LAMINATE	LENGTH	MODEL #	SEATS	DELUXE	PREMIUM	STANDARD	BASIC
RE	288"	TP RE LM 60288	24	\$28,084	\$24,840	\$21,326	\$11,794
AE	288"	TP __ LM 60288	24	\$34,203	\$30,252	\$25,972	\$15,965
RX							
ABT							

 BOAT SHAPE CAN BE SUBSTITUTED AT NO EXTRA COST. USE BT IN MODEL # IN PLACE OF ABT

Notes : Our Deluxe and Standard edges are available 1-3/4" thickness • add 10 % to cost of table top
 *Consult Your Colecraft Representative regarding Price Reduction For Wood Tape
 *Edges WXBVL and LBVL • add 10 % to cost of table top
 *Edges WX3M • Subtract 10 % to cost of table top

Metal Bases

AVAILABLE WITH *T (TILT), *F (FOLD), *C (CASTERS). SEE PAGE 9 FOR DETAILS AND PRICING.


TUBULAR DOUBLE COLUMN BASE		DURACAST DOUBLE COLUMN BASE		A BASE		O BASE		U BASE		V BASE	
MODEL #	MODEL #	MODEL #	MODEL #	MODEL #	MODEL #	MODEL #	MODEL #	MODEL #	MODEL #	MODEL #	MODEL #
B5 T96 P2C40	\$2,665	B5 TDC P2C40	\$4,890	B3 TPN VN 30	\$8,233	B5 OBS P2C60	\$6,843	B5 UBS P2C60	\$6,843	B5 VBS P2C60	\$9,972
B5 T96 P2C40	\$2,665	B5 TDC P2C40	\$4,890	B3 TPN VN 30	\$8,233	B5 OBS P2C60	\$6,843	B5 UBS P2C60	\$6,843	B5 VBS P2C60	\$9,972
B5 T96 P2C40	\$2,665	B5 TDC P2C40	\$4,890	B3 TPN VN 30	\$8,233	B5 OBS P2C60	\$6,843	B5 UBS P2C60	\$6,843	B5 VBS P2C60	\$9,972

Square Table Tops

Veneer

Wood Bases

30" - 48"



1 PIECE TOP

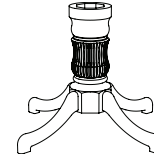
WOOD EDGE

- | | | |
|-------|------|--------|
| WKNF1 | WBNS | WXWE* |
| WBNS1 | WDRD | WXCR |
| WDRD1 | WRBV | WXBV |
| WRBV1 | WBEV | WXBD |
| WBEV1 | WTRD | WXRD |
| WTRD1 | | WXFL |
| | | WXBVL* |

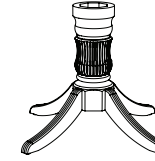
LAMINATE/PVC EDGE

WOOD BASES

QUEEN ANNE



DUNCAN PHYFE



	SIZE	MODEL#	SEATS	DELUXE	PREMIUM	STANDARD
30"	30"	TP SQ VN 3030	4	\$2,092	\$1,945	\$1,653
36"	36"	TP SQ VN 3636	4	\$2,767	\$2,573	\$2,186
42"	42"	TP SQ VN 4242	4	\$3,557	\$3,308	\$2,810
48"	48"	TP SQ VN 4848	4	\$3,854	\$3,584	\$3,045

MODEL #	PRICE	MODEL #	PRICE
B1 QANN WD 31	\$2,203	NOT AVAILABLE	
B1 QANN WD 33	\$2,357	B1 PHYF WD 39	\$2,357
B1 QANN WD 35	\$2,414	B1 PHYF WD 41	\$2,414
B1 QANN WD 35	\$2,414	B1 PHYF WD 41	\$2,414


Notes : Laminate or Paint can be substituted for veneer on work surfaces at no extra charge •
 Our Deluxe and Standard edges are available 1-3/4" thickness • add 10 % to cost of table top
 *Consult Your Colecraft Representative regarding Price Reduction For Wood Tape
 *Edges WXBVL, LBVL, SE • add 10 % to cost of table top
 *Edges WXWE • Subtract 10 % to cost of table top

Square Table Tops

Veneer

Metal Bases

30" - 48"



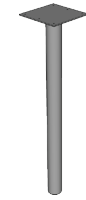
WOOD EDGE

LAMINATE/PVC EDGE

AVAILABLE WITH *T (TILT), *F (FOLD), *C (CASTERS). SEE PAGE 9 FOR DETAILS AND PRICING.

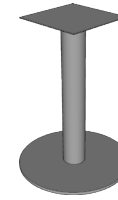
- | | | |
|-------|------|--------|
| WKNF1 | WBNS | WXWE* |
| WBNS1 | WDRD | WXCR |
| WDRD1 | WRBV | WXBV |
| WRBV1 | WBEV | WXBD |
| WBEV1 | WTRD | WXRD |
| WTRD1 | | WXFL |
| | | WXBVL* |

COLUMN BASE



*C

DISC BASE



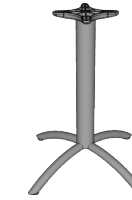
*T

TUBULAR X BASE



*T *C

ARCHED X BASE



*T *C

DURACAST X BASE



*C

DURACAST 4 COLUMN X BASE



*C

1 PIECE TOP

	SIZE	MODEL#	SEATS	DELUXE	PREMIUM	STANDARD
30"	30"	TP SQ VN 3030	4	\$2,092	\$1,945	\$1,653
36"	36"	TP SQ VN 3636	4	\$2,767	\$2,573	\$2,186
42"	42"	TP SQ VN 4242	4	\$3,557	\$3,308	\$2,810
48"	48"	TP SQ VN 4848	4	\$3,854	\$3,584	\$3,045

MODEL #	MODEL #	MODEL #	MODEL #	MODEL #	MODEL #
B4 820 P \$763	B1 DSK P1C24 \$1,212	B1 X96 P1C32 \$789	B1 XAR P1C26 \$838	B1 XDC P1C26 \$695	NOT AVAILABLE
B4 820 P \$763	B1 DSK P1C32 \$1,926	B1 X96 P1C38 \$846	B1 XAR P1C32 \$888	B1 XDC P1C33 \$760	NOT AVAILABLE
B4 820 P \$763	NOT AVAILABLE	B1 X96 P1C38 \$846	B1 XAR P1C32 \$888	B1 XDC P1C33 \$760	NOT AVAILABLE
B4 820 P \$763	NOT AVAILABLE	B1 X96 P1C38 \$846	NOT AVAILABLE	NOT AVAILABLE	B1 XDC P4C38 \$1,359


Notes : Laminate or Paint can be substituted for veneer on work surfaces at no extra charge •
 Our Deluxe and Standard edges are available 1-3/4" thickness • add 10 % to cost of table top
 *Consult Your Colecraft Representative regarding Price Reduction For Wood Tape
 *Edges WXBVL, LBVL, SE • add 10 % to cost of table top
 *Edges WXWE • Subtract 10 % to cost of table top

Square Table Tops

Laminate

Wood Bases

30" - 48"



1 PIECE TOP

WOOD EDGE

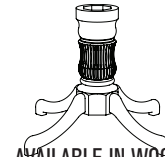
- WKNF1
- WBNS1
- WDRD1
- WRBV1
- WBEV1
- WTRD1
- WBNS
- WDRD
- WRBV
- WBEV
- WTRD
- WXWE*
- WXCR
- WXBV
- WXBD
- WXRD
- WXFL
- WXBVL*

LAMINATE/PVC EDGE

- SE*
- PVC
- LBVL*

WOOD BASES

QUEEN ANNE



AVAILABLE IN WOOD ONLY

DUNCAN PHYFE



AVAILABLE IN WOOD ONLY

	SIZE	MODEL#	SEATS	DELUXE	PREMIUM	STANDARD	BASIC
30"	30"	TP SQ LM 3030	4	\$1,763	\$1,611	\$1,338	\$693
36"	36"	TP SQ LM 3636	4	\$2,331	\$2,131	\$1,770	\$984
42"	42"	TP SQ LM 4242	4	\$2,997	\$2,740	\$2,276	\$1,144
48"	48"	TP SQ LM 4848	4	\$3,248	\$2,968	\$2,466	\$1,270

MODEL #		MODEL #	
B1 QANN WD 31	\$2,203	NOT AVAILABLE	
B1 QANN WD 33	\$2,357	B1 PHYF WD 39	\$2,357
B1 QANN WD 35	\$2,414	B1 PHYF WD 41	\$2,414
B1 QANN WD 35	\$2,414	B1 PHYF WD 41	\$2,414


Notes : Laminate or Paint can be substituted for veneer on work surfaces at no extra charge •
 Our Deluxe and Standard edges are available 1-3/4" thickness • add 10 % to cost of table top
 *Consult Your Colecraft Representative regarding Price Reduction For Wood Tape
 *Edges WXBVL, LBVL, SE • add 10 % to cost of table top
 *Edges WXWE • Subtract 10 % to cost of table top

Square Table Tops

Laminate

Metal Bases

30" - 48"



1 PIECE TOP

WOOD EDGE

LAMINATE/PVC EDGE

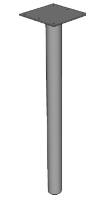
- WKNF1
- WBNS1
- WDRD1
- WRBV1
- WBEV1
- WTRD1
- WBNS
- WDRD
- WRBV
- WBEV
- WTRD
- WXWE*
- WXCR
- WXBV
- WXBD
- WXRD
- WXFL
- WXBVL*

- SE*
- PVC
- LBVL*

	SIZE	MODEL#	SEATS	DELUXE	PREMIUM	STANDARD	BASIC
30"	30"	TP SQ LM 3030	4	\$1,763	\$1,611	\$1,338	\$693
36"	36"	TP SQ LM 3636	4	\$2,331	\$2,131	\$1,770	\$984
42"	42"	TP SQ LM 4242	4	\$2,997	\$2,740	\$2,276	\$1,144
48"	48"	TP SQ LM 4848	4	\$3,248	\$2,968	\$2,466	\$1,270

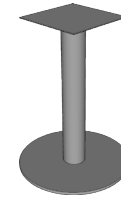
AVAILABLE WITH *T (TILT), *F (FOLD), *C (CASTERS). SEE PAGE 9 FOR DETAILS AND PRICING.

COLUMN BASE



*C

DISC BASE



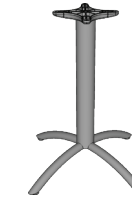
*T

TUBULAR X BASE



*T *C

ARCHED X BASE



*T *C

DURACAST X BASE



*C

DURACAST 4 COLUMN X BASE



*C

MODEL #	MODEL #	MODEL #	MODEL #	MODEL #	MODEL #
B4 820 P \$763	B1 DSK P1C24 \$1,212	B1 X96 P1C32 \$789	B1 XAR P1C26 \$838	B1 XDC P1C26 \$695	NOT AVAILABLE
B4 820 P \$763	B1 DSK P1C32 \$1,926	B1 X96 P1C38 \$846	B1 XAR P1C32 \$888	B1 XDC P1C33 \$760	NOT AVAILABLE
B4 820 P \$763	NOT AVAILABLE	B1 X96 P1C38 \$846	B1 XAR P1C32 \$888	B1 XDC P1C33 \$760	NOT AVAILABLE
B4 820 P \$763	NOT AVAILABLE	B1 X96 P1C38 \$846	NOT AVAILABLE	NOT AVAILABLE	B1 XDC P4C38 \$1,388


Notes : Laminate or Paint can be substituted for veneer on work surfaces at no extra charge • Our Deluxe and Standard edges are available 1-3/4" thickness • add 10 % to cost of table top • Consult Your Colecraft Representative regarding Price Reduction For Wood Tape • Edges WXBVL, LBVL, SE • add 10 % to cost of table top • Edges WXWE • Subtract 10 % to cost of table top

Round Table Tops

Veneer

Wood Bases

30" - 48"
Diameter



1 PIECE TOP

WOOD EDGE

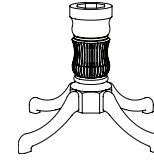
- | | | |
|-------|------|--------|
| WKNF1 | WBNS | WXWE* |
| WBNS1 | WDRD | WXCR |
| WDRD1 | WRBV | WXBV |
| WRBV1 | WBEV | WXBD |
| WBEV1 | WTRD | WXRD |
| WTRD1 | | WXFL |
| | | WXBVL* |

LAMINATE/PVC EDGE

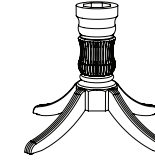
WOOD BASES

WOOD, PAINTED OR LAMINATE* BASES
Removable wire management access panel: add \$300 per base


QUEEN ANNE



DUNCAN PHYFE



DRUM BASE



	SIZE	MODEL#	SEATS	DELUXE	PREMIUM	STANDARD
30"	30"	TP RD VN 30	3	\$2,365	\$2,200	\$1,869
36"	36"	TP RD VN 36	4	\$3,130	\$2,911	\$2,473
42"	42"	TP RD VN 42	4	\$4,020	\$3,739	\$3,176
48"	48"	TP RD VN 48	5	\$4,359	\$4,054	\$3,443
54"	54"	TP RD VN 54	5	\$5,247	\$4,880	\$4,145
60"	60"	TP RD VN 60	6	\$5,589	\$5,198	\$4,416


MODEL #	MODEL #	MODEL #
B1 QANN WD 31 \$2,203	NOT AVAILABLE	NOT AVAILABLE
B1 QANN WD 31 \$2,203	B1 PHYF WD 37 \$2,203	NOT AVAILABLE
B1 QANN WD 33 \$2,357	B1 PHYF WD 37 \$2,203	NOT AVAILABLE
B1 QANN WD 33 \$2,357	B1 PHYF WD 39 \$2,357	B1 DRM VN 24 \$2,697
B1 QANN WD 35 \$2,414	B1 PHYF WD 41 \$2,414	B1 DRM VN 31 \$3,024
NOT AVAILABLE	B1 PHYF WD 41 \$2,414	B1 DRM VN 31 \$3,024

Notes :
Laminate or Paint can be substituted for veneer on work surfaces at no extra charge •
Our Deluxe and Standard edges are available 1-3/4" thickness • add 10 % to cost of table top
*Consult Your Colecraft Representative regarding Price Reduction For Wood Tape
*Edges WXBVL, LBVL, SE • add 10 % to cost of table top
*Edges WXWE • Subtract 10 % to cost of table top

Round Table Tops

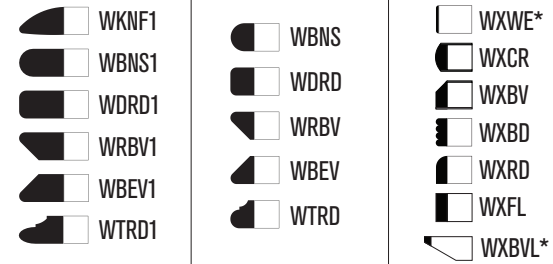
Veneer

30" - 48"
Diameter



1 PIECE TOP

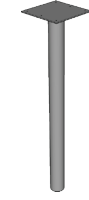
WOOD EDGE



LAMINATE/PVC EDGE

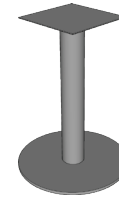
AVAILABLE WITH *T (TILT), *F (FOLD), *C (CASTERS). SEE PAGE 9 FOR DETAILS AND PRICING.

COLUMN
BASE



*C

DISC
BASE



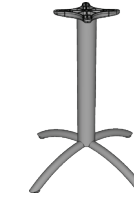
*T

TUBULAR X
BASE



*T *C

ARCHED X
BASE



*T *C

DURACAST
X BASE



*C

TAPERED
DISC BASE



*T

	SIZE	MODEL#	SEATS	DELUXE	PREMIUM	STANDARD
30"	30"	TP RD VN 30	3	\$2,365	\$2,200	\$1,869
	36"	TP RD VN 36	4	\$3,130	\$2,911	\$2,473
	42"	TP RD VN 42	4	\$4,020	\$3,739	\$3,176
	48"	TP RD VN 48	5	\$4,359	\$4,054	\$3,443

MODEL #	MODEL #	MODEL #	MODEL #	MODEL #	MODEL #
B4 820 P \$763	B1 DSK P1C18 \$1,060	B1 X96 P1C22 \$709	B1 XAR P1C26 \$838	B1 XDC P1C26 \$695	B1 TPB P1C18 \$1,445
B4 820 P \$763	B1 DSK P1C18 \$1,060	B1 X96 P1C32 \$789	B1 XAR P1C26 \$838	B1 XDC P1C33 \$760	B1 TPB P1C24 \$1,526
B4 820 P \$763	B1 DSK P1C24 \$1,212	B1 X96 P1C32 \$789	B1 XAR P1C32 \$888	B1 XDC P1C33 \$760	B1 TPB P1C24 \$1,526
B4 820 P \$763	B1 DSK P1C32 \$1,926	B1 X96 P1C38 \$846	NOT AVAIL-ABLE	B1 XDC P1C38 \$824	NOT AVAIL-ABLE


Notes : Laminate or Paint can be substituted for veneer on work surfaces at no extra charge • Our Deluxe and Standard edges are available 1-3/4" thickness • add 10 % to cost of table top • Consult Your Colecraft Representative regarding Price Reduction For Wood Tape • Edges WXBVL, LBVL, SE • add 10 % to cost of table top • Edges WXWE • Subtract 10 % to cost of table top

Round Table Tops

Veneer

Wood Bases

54" - 96"
Diameter



WOOD EDGE

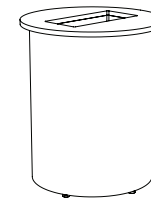
- | | | |
|-------|------|--------|
| WKNF1 | WBNS | WXWE* |
| WBNS1 | WDRD | WXCR |
| WDRD1 | WRBV | WXBV |
| WRBV1 | WBEV | WXBD |
| WBEV1 | WTRD | WXRD |
| WTRD1 | | WXFL |
| | | WXBVL* |

LAMINATE/PVC EDGE


WOOD, PAINTED OR LAMINATE* BASES
Removable wire management access panel: add \$300 per base

AVAILABLE WITH *T (TILT), *F (FOLD), *C (CASTERS). SEE PAGE 9 FOR DETAILS AND PRICING.

DRUM
BASE

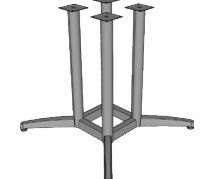


TUBULAR 4
COLUMN X BASE



*C

DURACAST 4
COLUMN X BASE



*C

1 PIECE TOP	SIZE	MODEL#	SEATS	DELUXE	PREMIUM	STANDARD
54"	54"	TP RD VN 54	5	\$5,247	\$4,436	\$4,145
60"	60"	TP RD VN 60	6	\$5,589	\$4,725	\$4,416
2 PIECE TOP	72"	TP RD VN 72	7	\$10,451	\$8,836	\$8,256
84"	84"	TP RD VN 84	8	\$11,238	\$9,501	\$8,878
96"	96"	TP RD VN 96	9	\$12,547	\$10,608	\$9,912

MODEL #	PRICE	MODEL #	PRICE	MODEL #	PRICE
B1 DRM VN 31	\$3,024	B1 X96 P4C38	\$1,231	B1 XDC P4C38	\$1,427
B1 DRM VN 31	\$3,024	B1 X96 P4C38	\$1,231	B1 XDC P4C38	\$1,427
B1 DRM VN 37	\$3,857	NOT AVAILABLE		NOT AVAILABLE	
B1 DRM VN 37	\$3,857	NOT AVAILABLE		NOT AVAILABLE	
B1 DRM VN 49	\$4,875	NOT AVAILABLE		NOT AVAILABLE	


Notes : Laminate or Paint can be substituted for veneer on work surfaces at no extra charge •
Our Deluxe and Standard edges are available 1-3/4" thickness • add 10 % to cost of table top
*Consult Your Colecraft Representative regarding Price Reduction For Wood Tape
*Edges WXBVL, LBVL, SE • add 10 % to cost of table top
*Edges WXWE • Subtract 10 % to cost of table top

Round Table Tops

Laminate

Wood Bases

30" - 48"
Diameter



1 PIECE TOP

WOOD EDGE

- WKNF1
- WBNS1
- WDRD1
- WRBV1
- WBEV1
- WTRD1
- WBNS
- WDRD
- WRBV
- WBEV
- WTRD
- WXWE*
- WXCR
- WXBV
- WXBD
- WXRD
- WXFL
- WXBVL*

LAMINATE/PVC EDGE

- SE*
- PVC
- LBVL*

WOOD BASES

QUEEN ANNE



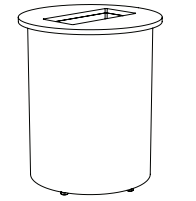
AVAILABLE IN WOOD ONLY

DUNCAN PHYFE



AVAILABLE IN WOOD ONLY

DRUM BASE



WOOD, PAINTED OR LAMINATE* BASES
Removable wire management access panel: add \$300 per base

	SIZE	MODEL#	SEATS	DELUXE	PREMIUM	STANDARD	BASIC
30"	30"	TP RD LM 30	3	\$1,993	\$1,822	\$1,514	\$779
36"	36"	TP RD LM 36	4	\$2,637	\$2,411	\$2,003	\$1,110
42"	42"	TP RD LM 42	4	\$3,388	\$3,096	\$2,572	\$1,373
48"	48"	TP RD LM 48	5	\$3,673	\$3,357	\$2,789	\$1,506
54"	54"	TP RD LM 54	5	\$4,422	\$4,041	\$3,358	\$2,063
60"	60"	TP RD LM 60	6	\$4,710	\$4,305	\$3,576	\$2,324

MODEL #	PRICE	MODEL #	PRICE	MODEL #	PRICE
B1 QANN WD 31	\$2,203	NOT AVAILABLE		NOT AVAILABLE	
B1 QANN WD 31	\$2,203	B1 PHYF WD 37	\$2,203	NOT AVAILABLE	
B1 QANN WD 33	\$2,357	B1 PHYF WD 37	\$2,203	NOT AVAILABLE	
B1 QANN WD 33	\$2,357	B1 PHYF WD 39	\$2,357	B1 DRM LM 24	\$2,158
B1 QANN WD 35	\$2,414	B1 PHYF WD 41	\$2,414	B1 DRM LM 31	\$2,419
		B1 PHYF WD 41	\$2,414	B1 DRM LM 31	\$2,419


Notes : Laminate or Paint can be substituted for veneer on work surfaces at no extra charge •
Our Deluxe and Standard edges are available 1-3/4" thickness • add 10 % to cost of table top
*Consult Your Colecraft Representative regarding Price Reduction For Wood Tape
*Edges WXBVL, LBVL, SE • add 10 % to cost of table top
*Edges WXWE • Subtract 10 % to cost of table top

Round Table Tops

Laminate

Metal Bases

30" - 48"
Diameter

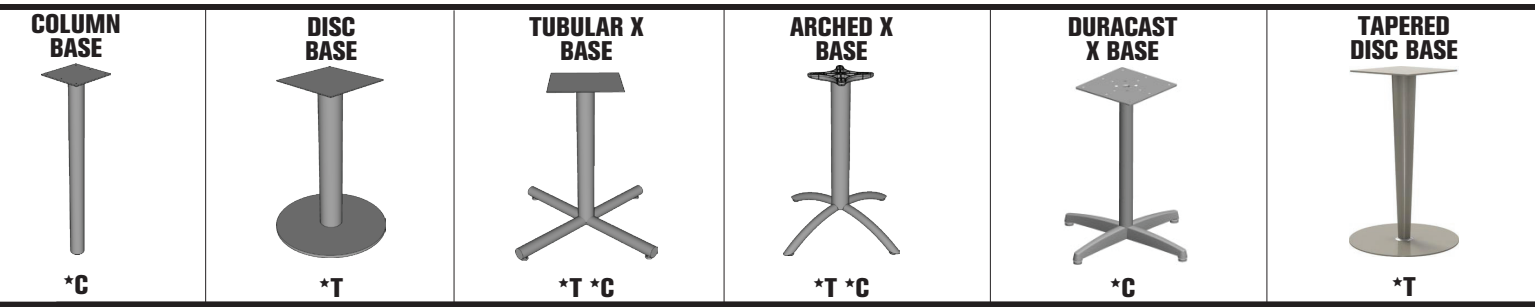


WOOD EDGE LAMINATE/PVC EDGE

- WKNF1
- WBNS
- WXWE*
- SE*
- WBNS1
- WDRD
- WXCR
- PVC
- WDRD1
- WRBV
- WXBV
- WXBD
- WXRD
- WRBV1
- WBEV
- WXFL
- LBVL*
- WBEV1
- WTRD
- WXBVL*
- WTRD1

1 PIECE TOP

AVAILABLE WITH *T (TILT), *F (FOLD), *C (CASTERS). SEE PAGE 9 FOR DETAILS AND PRICING.



	SIZE	MODEL#	SEATS	DELUXE	PREMIUM	STANDARD	BASIC
30"	30"	TP RD LM 30	3	\$1,993	\$1,822	\$1,514	\$779
	36"	TP RD LM 36	4	\$2,637	\$2,411	\$2,003	\$1,110
	42"	TP RD LM 42	4	\$3,388	\$3,096	\$2,572	\$1,373
	48"	TP RD LM 48	5	\$3,673	\$3,357	\$2,789	\$1,506

MODEL #	MODEL #	MODEL #	MODEL #	MODEL #	MODEL #
B4 820 P \$763	B1 DSK P1C18	B1 X96 P1C22 \$709	B1 XAR P1C26 \$838	B1 XDC P1C26 \$695	B1 TPB P1C18 \$1,445
B4 820 P \$763	B1 DSK P1C18	B1 X96 P1C32 \$789	B1 XAR P1C26 \$838	B1 XDC P1C33 \$760	B1 TPB P1C24 \$1,526
B4 820 P \$763	B1 DSK P1C24	B1 X96 P1C32 \$789	B1 XAR P1C32 \$888	B1 XDC P1C33 \$760	B1 TPB P1C24 \$1,526
B4 820 P \$763	B1 DSK P1C32	B1 X96 P1C38 \$846	NOT AVAIL-ABLE	B1 XDC P1C38 \$824	NOT AVAIL-ABLE


Notes : Laminate or Paint can be substituted for veneer on work surfaces at no extra charge • Our Deluxe and Standard edges are available 1-3/4" thickness • add 10 % to cost of table top • Consult Your Colecraft Representative regarding Price Reduction For Wood Tape • Edges WXBVL, LBVL, SE • add 10 % to cost of table top • Edges WXWE • Subtract 10 % to cost of table top

Round Table Tops

Laminate

Wood Bases

54" - 96"
Diameter



WOOD EDGE

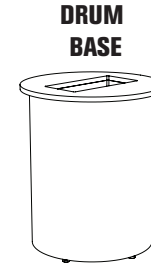
- WKNF1
- WBNS1
- WDRD1
- WRBV1
- WBEV1
- WTRD1
- WBNS
- WDRD
- WRBV
- WBEV
- WTRD
- WXWE*
- WXCR
- WXBV
- WXBD
- WXRD
- WXFL
- WXBVL*

LAMINATE/PVC EDGE

- SE*
- PVC
- LBVL*

WOOD, PAINTED OR LAMINATE* BASES

Removable wire management access panel: add \$300 per base



AVAILABLE WITH *T (TILT), *F (FOLD), *C (CASTERS). SEE PAGE 9 FOR DETAILS AND PRICING.



*C



*C

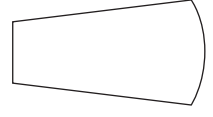
1 PIECE TOP	SIZE	MODEL#	SEATS	DELUXE	PREMIUM	STANDARD	BASIC
54"	54"	TP RD LM 54	5	\$4,299	\$3,929	\$3,264	\$2,005
60"	60"	TP RD LM 60	6	\$4,579	\$4,185	\$3,477	\$2,260
2 PIECE TOP	72"	TP RD LM 72	7	\$8,562	\$7,826	\$6,502	\$3,340
84"	84"	TP RD LM 84	8	\$9,207	\$8,415	\$6,991	\$4,007
96"	96"	TP RD LM 96	9	\$10,279	\$9,395	\$7,805	\$4,477

MODEL #	PRICE	MODEL #	PRICE	MODEL #	PRICE
B1 DRM LM 31	\$2,352	B1 X96 P4C38	\$1,197	B1 XDC P4C38	\$1,388
B1 DRM LM 31	\$2,352	B1 X96 P4C38	\$1,197	B1 XDC P4C38	\$1,388
B1 DRM LM 37	\$3,000	NOT AVAILABLE		NOT AVAILABLE	
B1 DRM LM 37	\$3,000	NOT AVAILABLE		NOT AVAILABLE	
B1 DRM LM 49	\$3,792	NOT AVAILABLE		NOT AVAILABLE	

Notes : Laminate or Paint can be substituted for veneer on work surfaces at no extra charge • Our Deluxe and Standard edges are available 1-3/4" thickness • add 10 % to cost of table top • Consult Your Colecraft Representative regarding Price Reduction For Wood Tape • Edges WXBVL, LBVL, SE • add 10 % to cost of table top • Edges WXWE • Subtract 10 % to cost of table top

View Conference Tables with Panel Bases Veneer

60" W
96" - 288" L



PRICE INCLUDES PANEL BASES
ADD \$300 FOR WIRE ACCESS PANEL
96"- 120" = 1 PIECE TOP • 144"- 240" = 2 PIECE TOP • 288" = 3 PIECE TOP

WOOD EDGE

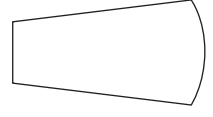
- WKNF1
- WBNS
- WXWE*
- WBNS1
- WDRD
- WXCR
- WDRD1
- WRBV
- WXBV
- WRBV1
- WBEV
- WXBD
- WBEV1
- WXRD
- WTRD
- WXFL
- WXBVL*

	SIZE	MODEL #	SEATS	DELUXE	PREMIUM	STANDARD
96" L	30-60" X 96"	WCT VN 6096	7	\$15,143	\$14,129	\$13,012
120" L	30-60" X 120"	WCT VN 60120	9	\$17,760	\$16,485	\$15,080
144" L	30-60" X 144"	WCT VN 60144	11	\$23,741	\$22,115	\$20,329
168" L	30-60" X 168"	WCT VN 60168	11	\$30,250	\$27,974	\$24,866
192" L	30-60" X 192"	WCT VN 60192	13	\$33,708	\$31,248	\$28,344
216" L	30-60" X 216"	WCT VN 60216	15	\$37,371	\$34,520	\$31,216
240" L	30-60" X 240"	WCT VN 60240	17	\$38,810	\$35,525	\$32,080
288" L	30-60" X 288"	WCT VN 60288	19	\$50,576	\$46,516	\$42,052

Notes : Laminate or Paint can be substituted for veneer on work surfaces at no extra charge • Our Deluxe and Standard edges are available 1-3/4" thickness • add 10 % to cost of table top
*Consult Your Colecraft Representative regarding Price Reduction For Wood Tape
*Edges WXBVL, LBVL, SE • add 10 % to cost of table top
*Edges WXWE • Subtract 10 % to cost of table top

View Conference Tables with Panel Bases Laminate

60" W
96" - 288" L



PRICE INCLUDES PANEL BASES
ADD \$300 FOR WIRE ACCESS PANEL
96"- 120" = 1 PIECE TOP • 144"- 240" = 2 PIECE TOP • 288" = 3 PIECE TOP

WOOD EDGE

- WKNF1
- WBNS
- WXWE*
- WBNS1
- WDRD
- WXCR
- WDRD1
- WRBV
- WXBV
- WRBV1
- WBEV
- WXBD
- WBEV1
- WXRD
- WTRD
- WXFL
- WXBVL*

LAMINATE/PVC EDGE

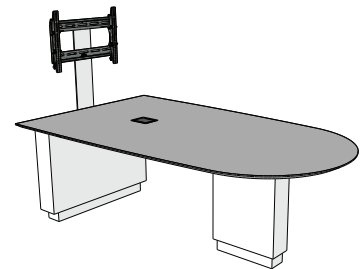
- SE*
- PVC
- LBVL*

	SIZE	MODEL #	SEATS	DELUXE	PREMIUM	STANDARD	BASIC
96" L	30-60" X 96"	WCT LM 6096	7	\$12,115	\$11,303	\$10,409	\$8,055
120" L	30-60" X 120"	WCT LM 60120	9	\$14,208	\$13,188	\$12,064	\$9,146
144" L	30-60" X 144"	WCT LM 60144	11	\$18,993	\$17,692	\$16,263	\$11,975
168" L	30-60" X 168"	WCT LM 60168	11	\$24,200	\$22,379	\$19,893	\$14,342
192" L	30-60" X 192"	WCT LM 60192	13	\$26,967	\$24,998	\$22,675	\$15,653
216" L	30-60" X 216"	WCT LM 60216	15	\$29,897	\$27,616	\$24,973	\$17,138
240" L	30-60" X 240"	WCT LM 60240	17	\$31,048	\$28,420	\$25,664	\$18,811
288" L	30-60" X 288"	WCT LM 60288	19	\$40,461	\$37,213	\$33,641	\$23,954

Notes : Laminate or Paint can be substituted for veneer on work surfaces at no extra charge • Our Deluxe and Standard edges are available 1-3/4" thickness • add 10 % to cost of table top
*Consult Your Colecraft Representative regarding Price Reduction For Wood Tape
*Edges WXBVL, LBVL, SE • add 10 % to cost of table top
*Edges WXWE • Subtract 10 % to cost of table top

Collaboration Table Tops

48" - 60" W
72" - 96" L



1 PIECE TOP

				WOOD EDGE			LAMINATE/PVC EDGE
				WKNF1	WBNS	WX3M*	SE
				WBNS1	WDRD	WXCR	TMFL
				WDRD1	WRBV	WXBV	TMCR
				WRBV1	WBEV	WXBD	3MFL
				WBEV1	WTRD	WXRD	LBVL*
				WTRD1		WXFL	
						WXBVL*	
1 PIECE TOP	SIZE	MODEL#	SEATS	DELUXE	PREMIUM	STANDARD	BASIC
	48 X 72	CS BT VN 4872	4	\$6,661	\$5,996	\$5,262	
	48 X 96	CS BT VN 4896	4	\$10,368	\$9,331	\$8,191	
	60 X 72	CS BT VN 6072	4	\$8,916	\$8,011	\$7,031	
	60 X 96	CS BT VN 6096	4	\$13,199	\$11,880	\$10,427	
	48 X 72	CS RX VN 4872	4	\$6,661	\$5,996	\$5,262	
	48 X 96	CS RX VN 4896	4	\$10,368	\$9,331	\$8,191	
	60 X 72	CS RX VN 6072	4	\$8,916	\$8,011	\$7,031	
	60 X 96	CS RX VN 6096	4	\$13,199	\$11,880	\$10,427	
LAMINATE	LENGTH	MODEL #	SEATS	DELUXE	PREMIUM	STANDARD	BASIC
	48 X 72	CS BT LM 4872	4	\$5,613	\$4,964	\$4,262	\$2,534
	48 X 96	CS BT LM 4896	4	\$8,736	\$7,727	\$6,634	\$3,975
	60 X 72	CS BT LM 6072	4	\$7,516	\$6,633	\$5,695	\$3,277
	60 X 96	CS BT LM 6096	4	\$11,123	\$9,838	\$8,446	\$4,830
	48 X 72	CS RX LM 4872	4	\$5,613	\$4,964	\$4,262	\$2,534
	48 X 96	CS RX LM 4896	4	\$8,736	\$7,727	\$6,634	\$3,975
	60 X 72	CS RX LM 6072	4	\$7,516	\$6,633	\$5,695	\$3,277
	60 X 96	CS RX LM 6096	4	\$11,123	\$9,838	\$8,446	\$4,830

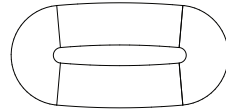
Notes : Our Deluxe and Standard edges are available 1-3/4" thickness • add 10 % to cost of table top
 *Consult Your Colecraft Representative regarding Price Reduction For Wood Tape
 *Edges WXBVL and LBVL • add 10 % to cost of table top
 *Edges WX3M • Subtract 10 % to cost of table top

Collaboration Bases

						ADD ONS	
						Integrated Flat Panel Display Mount	
						Multiply price by number of monitors	
29" Fixed Height Base		42" Fixed Height Base		Height Adjustable			
MODEL #		MODEL #		MODEL #		MODEL #	
CS FH VN 302129	\$5,587	CS FH VN 302142	\$6,412	CS AH VN 3021	\$13,627	CS TV MNT	\$722
CS FH VN 302129	\$5,587	CS FH VN 302142	\$6,412	CS AH VN 3021	\$13,627	CS TV MNT	\$722
CS FH VN 362129	\$6,091	CS FH VN 362142	\$6,992	CS AH VN 3621	\$14,973	CS TV MNT	\$722
CS FH VN 362129	\$6,091	CS FH VN 362142	\$6,992	CS AH VN 3621	\$14,973	CS TV MNT	\$722
CS FH VN 302129	\$5,587	CS FH VN 302142	\$6,412	CS AH VN 3021	\$13,627	CS TV MNT	\$722
CS FH VN 302129	\$5,587	CS FH VN 302142	\$6,412	CS AH VN 3021	\$13,627	CS TV MNT	\$722
CS FH VN 362129	\$6,091	CS FH VN 362142	\$6,992	CS AH VN 3621	\$14,973	CS TV MNT	\$722
CS FH VN 362129	\$6,091	CS FH VN 362142	\$6,992	CS AH VN 3621	\$14,973	CS TV MNT	\$722
CS FH LM 302129	\$4,469	CS FH LM 302142	\$5,130	CS AH LM 3021	\$12,545	CS TV MNT	\$722
CS FH LM 302129	\$4,469	CS FH LM 302142	\$5,130	CS AH LM 3021	\$12,545	CS TV MNT	\$722
CS FH LM 362129	\$4,873	CS FH LM 362142	\$5,622	CS AH LM 3621	\$13,335	CS TV MNT	\$722
CS FH LM 362129	\$4,873	CS FH LM 362142	\$5,622	CS AH LM 3621	\$13,335	CS TV MNT	\$722
CS FH LM 302129	\$4,469	CS FH LM 302142	\$5,130	CS AH LM 3021	\$12,545	CS TV MNT	\$722
CS FH LM 302129	\$4,469	CS FH LM 302142	\$5,130	CS AH LM 3021	\$12,545	CS TV MNT	\$722
CS FH LM 362129	\$4,873	CS FH LM 362142	\$5,622	CS AH LM 3621	\$13,335	CS TV MNT	\$722
CS FH LM 362129	\$4,873	CS FH LM 362142	\$5,622	CS AH LM 3621	\$13,335	CS TV MNT	\$722

Configurable Training Tables

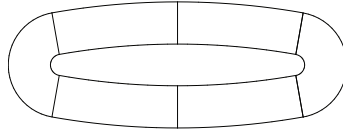
CT-60



124" X 60"
Laminate Top with 3MFL
Tubular Arched Base
(2) 72" X 24" CT SECT 2472 Sections
(2) CT-A 60 End Caps

SIZE	MODEL #	SEATS	PRICE
124" X 60"	CT 60	10	\$15,065

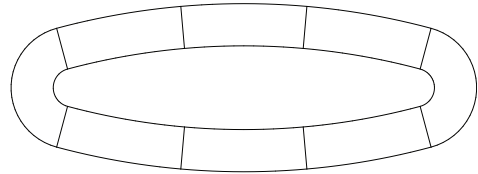
CT-72



193" X 72"
Laminate Top with 3MFL
Tubular Arched Base
(4) 72" X 24" CT SECT 2472 Sections
(2) CT-B 72 End Caps

SIZE	MODEL #	SEATS	PRICE
193" X 72"	CT 72	16	\$21,939

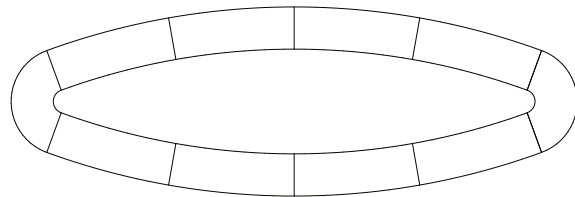
CT-96



266" X 96"
Laminate Top with 3MFL
Tubular Arched Base
(6) 72" X 24" CT SECT 2472 Sections
(2) CT-C 96 End Caps

SIZE	MODEL #	SEATS	PRICE
266" X 96"	CT 96	22	\$28,813

CT-108




323" X 108"
Laminate Top with 3MFL
Tubular Arched Base
(8) 72" X 24" CT SECT 2472 Sections
(2) CT-D 108 End Caps

SIZE	MODEL #	SEATS	PRICE
323" X 108"	CT 108	26	\$35,687

Separate Pieces

CT SECT 2472



CT-D 108



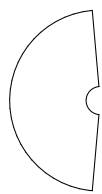
CT-C 96



CT-B 72



CT-A 60



MODEL #	PRICE
CT SECT 2472	\$3,437
CT-A 60	\$4,096
CT-B 72	\$4,096
CT-C 96	\$4,096
CT-D 108	\$4,096

Training Table Tops

Veneer

Metal Bases

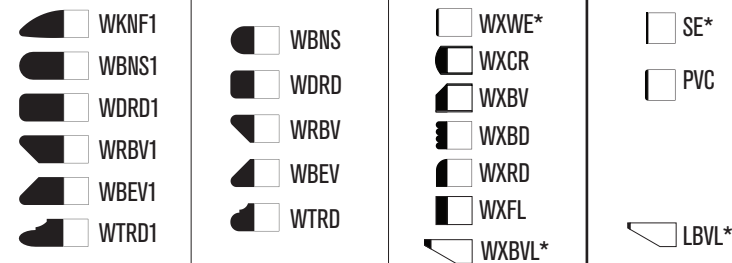
20"- 42" W
60" - 120" L

1 PIECE TOP

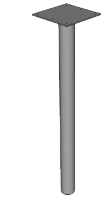
WOOD EDGE

LAMINATE/PVC EDGE

AVAILABLE WITH *T (TILT), *F (FOLD), *C (CASTERS). SEE PAGE 9 FOR DETAILS AND PRICING.



COLUMN BASE



*C

H FRAME BASE



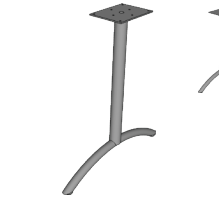
*C

TUBULAR T BASE



*T *F *C

ARCHED SINGLE AND DOUBLE BASE



*C

DURACAST T BASE



*T *F *C

	SIZE	MODEL #	SEATS	DELUXE	PREMIUM	STANDARD	BASIC
20" W	20 X 36	TP RE VN 2036	1	\$1,745	\$1,623	\$1,379	
	20 X 48	TP RE VN 2048	2	\$2,054	\$1,910	\$1,622	
	20 X 60	TP RE VN 2060	2	\$2,436	\$2,265	\$1,924	
	20 X 72	TP RE VN 2072	2	\$2,818	\$2,621	\$2,226	
	20 X 84	TP RE VN 2084	3	\$3,214	\$2,989	\$2,539	
	20 X 96	TP RE VN 2096	3	\$3,581	\$3,330	\$2,829	
24" W	24 X 36	TP RE VN 2436	1	\$1,904	\$1,771	\$1,505	
	24 X 48	TP RE VN 2448	2	\$2,280	\$2,119	\$1,800	
	24 X 60	TP RE VN 2460	2	\$2,655	\$2,470	\$2,098	
	24 X 72	TP RE VN 2472	2	\$3,070	\$2,855	\$2,425	
	24 X 84	TP RE VN 2484	3	\$3,500	\$3,255	\$2,765	
	24 X 96	TP RE VN 2496	3	\$3,899	\$3,626	\$3,081	
	24 X 120	TP RE VN 24120	4	\$4,298	\$3,998	\$3,396	
30" W	30 X 48	TP RE VN 3048	4	\$2,520	\$2,343	\$1,991	
	30 X 60	TP RE VN 3060	6	\$2,982	\$2,774	\$2,356	
	30 X 72	TP RE VN 3072	6	\$3,447	\$3,205	\$2,723	
	30 X 84	TP RE VN 3084	8	\$3,935	\$3,659	\$3,108	
	30 X 96	TP RE VN 3096	8	\$4,376	\$4,069	\$3,457	
	30 X 120	TP RE VN 30120	10	\$5,304	\$4,933	\$4,190	
36" W	36 X 48	TP RE VN 3648	4	\$2,833	\$2,635	\$2,238	
	36 X 60	TP RE VN 3660	6	\$3,356	\$3,121	\$2,651	
	36 X 72	TP RE VN 3672	6	\$3,588	\$3,336	\$2,834	
	36 X 84	TP RE VN 3684	8	\$3,878	\$3,606	\$3,063	
	36 X 96	TP RE VN 3696	8	\$4,925	\$4,581	\$3,891	
	36 X 120	TP RE VN 36120	10	\$5,971	\$5,553	\$4,717	
42" W	42 x 60	TP RE VN 4260	6	\$3,511	\$3,160	\$2,773	
	42 x 72	TP RE VN 4272	6	\$4,213	\$3,791	\$3,328	
	42 x 84	TP RE VN 4284	8	\$4,915	\$4,423	\$3,883	
	42 x 96	TP RE VN 4296	8	\$5,617	\$5,055	\$4,437	
	42 x 120	TP RE VN 42120	10	\$7,021	\$6,319	\$5,547	

MODEL #	MODEL #	MODEL #	MODEL #	MODEL #	
B4 820 P \$763	NOT AVAILABLE	B2 T96 P1C18 \$758	B2 TAR P1C16 \$797	B2 TDC P1C16 \$808	
B4 820 P \$763	NOT AVAILABLE	B2 T96 P1C18 \$758	B2 TAR P1C16 \$797	B2 TDC P1C16 \$808	
B4 820 P \$763	NOT AVAILABLE	B2 T96 P1C18 \$758	B2 TAR P1C16 \$797	B2 TDC P1C16 \$808	
B4 820 P VB \$1,092	NOT AVAILABLE	B2 T96 P1C18 \$758	B2 TAR P1C16 \$797	B2 TDC P1C16 \$808	
B4 820 P VB \$1,092	NOT AVAILABLE	B2 T96 P1C18 \$758	B2 TAR P1C16 \$797	B2 TDC P1C16 \$808	
B4 820 P VB \$1,092	NOT AVAILABLE	B2 T96 P1C18 \$758	B2 TAR P1C16 \$797	B2 TDC P1C16 \$808	
B4 820 P \$763	B2 WHF 24 \$1,194	B2 T96 P1C22 \$763	B2 TAR P1C22 \$808	B2 TDC P1C20 \$824	
B4 820 P \$763	B2 WHF 24 \$1,194	B2 T96 P1C22 \$763	B2 TAR P1C22 \$808	B2 TDC P1C20 \$824	
B4 820 P \$763	B2 WHF 24 \$1,194	B2 T96 P1C22 \$763	B2 TAR P1C22 \$808	B2 TDC P1C20 \$824	
B4 820 P VB \$1,092	B2 WHF 24 \$1,194	B2 T96 P1C22 \$763	B2 TAR P1C22 \$808	B2 TDC P1C20 \$824	
B4 820 P VB \$1,092	B2 WHF 24 \$1,194	B2 T96 P1C22 \$763	B2 TAR P1C22 \$808	B2 TDC P1C20 \$824	
B4 820 P VB \$1,092	B2 WHF 24 \$1,194	B2 T96 P1C22 \$763	B2 TAR P1C22 \$808	B2 TDC P1C20 \$824	
B6 820 P \$1,057	NOT AVAILABLE	B3 T96 P1C22 \$1,073	NOT AVAILABLE	NOT AVAILABLE	
B4 820 P \$763	B2 WHF 30 \$1,362	B2 T96 P1C26 \$774	B2 TAR P1C26 \$830	B2 TDC P1C26 \$864	
B4 820 P \$763	B2 WHF 30 \$1,362	B2 T96 P1C26 \$774	B2 TAR P1C26 \$830	B2 TDC P1C26 \$864	
B4 820 P VB \$1,092	B2 WHF 30 \$1,362	B2 T96 P1C26 \$774	B2 TAR P1C26 \$830	B2 TDC P1C26 \$864	
B4 820 P VB \$1,092	B2 WHF 30 \$1,362	B2 T96 P1C26 \$774	B2 TAR P1C26 \$830	B2 TDC P1C26 \$864	
B4 820 P VB \$1,092	B2 WHF 30 \$1,362	B2 T96 P1C26 \$774	B2 TAR P1C26 \$830	B2 TDC P1C26 \$864	
B6 820 P \$1,057	NOT AVAILABLE	B3 T96 P1C26 \$1,073	B3 TAR P1C26 \$1,156	B3 TDC P1C26 \$1,162	
B4 820 P \$763	NOT AVAILABLE	B2 T96 P1C32 \$786	B2 TAR P1C26 \$830	B2 TDC P1C26 \$864	
B4 820 P \$763	NOT AVAILABLE	B2 T96 P1C32 \$786	B2 TAR P1C26 \$830	B2 TDC P1C26 \$864	
B4 820 P VB \$1,092	NOT AVAILABLE	B2 T96 P1C32 \$786	B2 TAR P1C26 \$830	B2 TDC P1C26 \$864	
B4 820 P VB \$1,092	NOT AVAILABLE	B2 T96 P1C32 \$786	B2 TAR P1C26 \$830	B2 TDC P1C26 \$864	
B4 820 P VB \$1,092	NOT AVAILABLE	B2 T96 P1C32 \$786	B2 TAR P1C26 \$830	B2 TDC P1C26 \$864	
B6 820 P \$1,057	NOT AVAILABLE	B3 T96 P1C32 \$1,090	B3 TAR P1C26 \$1,156	B3 TDC P1C26 \$1,162	
B4 820 P \$763	NOT AVAILABLE	B2 T96 P1C32 \$947	B2 TAR P2C36 \$1,472	B2 TDC P1C33 \$1,007	
B4 820 P VB \$1,092	NOT AVAILABLE	B2 T96 P1C32 \$947	B2 TAR P2C36 \$1,472	B2 TDC P1C33 \$1,007	
B4 820 P VB \$1,092	NOT AVAILABLE	B2 T96 P1C32 \$947	B2 TAR P2C36 \$1,472	B2 TDC P1C33 \$1,007	
B4 820 P VB \$1,040	NOT AVAILABLE	B2 T96 P1C32 \$947	B2 TAR P2C36 \$1,472	B2 TDC P1C33 \$1,007	
B6 820 P \$1,007	NOT AVAILABLE	B3 T96 P1C32 \$1,330	B3 TAR P2C36 \$2,119	B3 TDC P1C33 \$1,423	

Notes : Laminate or Paint can be substituted for veneer on work surfaces at no extra charge •
Our Deluxe and Standard edges are available 1-3/4" thickness • add 10 % to cost of table top
*Consult Your Colecraft Representative regarding Price Reduction For Wood Tape
*Edges WXBVL, LBVL, SE • add 10 % to cost of table top
*Edges WXWE • Subtract 10 % to cost of table top

Training Table Tops

Laminate

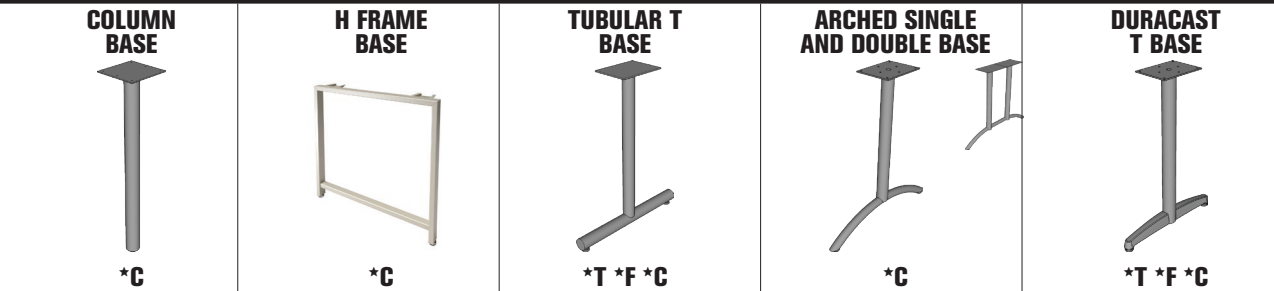
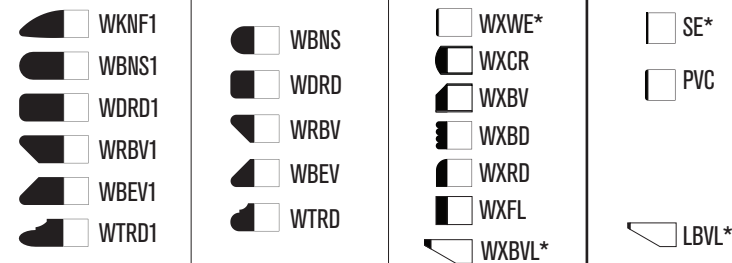
Metal Bases

20" - 42" W
60" - 120" L

WOOD EDGE

LAMINATE/PVC EDGE

AVAILABLE WITH *T (TILT), *F (FOLD), *C (CASTERS). SEE PAGE 9 FOR DETAILS AND PRICING.



1 PIECE TOP

	SIZE	MODEL #	SEATS	DELUXE	PREMIUM	STANDARD	BASIC
20" W	20 X 36	TP RE LM 2036	1	\$1,471	\$1,344	\$1,117	\$561
	20 X 48	TP RE LM 2048	2	\$1,731	\$1,582	\$1,314	\$657
	20 X 60	TP RE LM 2060	2	\$2,053	\$1,876	\$1,559	\$813
	20 X 72	TP RE LM 2072	2	\$2,375	\$2,170	\$1,803	\$968
	20 X 84	TP RE LM 2084	3	\$2,708	\$2,475	\$2,056	\$1,169
	20 X 96	TP RE LM 2096	3	\$3,018	\$2,758	\$2,291	\$1,277
24" W	24 X 36	TP RE LM 2436	1	\$1,605	\$1,467	\$1,219	\$644
	24 X 48	TP RE LM 2448	2	\$1,921	\$1,755	\$1,458	\$756
	24 X 60	TP RE LM 2460	2	\$2,238	\$2,045	\$1,699	\$931
	24 X 72	TP RE LM 2472	2	\$2,587	\$2,364	\$1,964	\$1,110
	24 X 84	TP RE LM 2484	3	\$2,950	\$2,696	\$2,240	\$1,341
	24 X 96	TP RE LM 2496	3	\$3,286	\$3,003	\$2,495	\$1,462
	24 X 120	TP RE LM 24120	4	\$3,622	\$3,311	\$2,751	\$1,666
30" W	30 X 48	TP RE LM 3048	4	\$2,123	\$1,941	\$1,612	\$901
	30 X 60	TP RE LM 3060	6	\$2,513	\$2,297	\$1,908	\$1,110
	30 X 72	TP RE LM 3072	6	\$2,904	\$2,655	\$2,206	\$1,322
	30 X 84	TP RE LM 3084	8	\$3,316	\$3,030	\$2,518	\$1,599
	30 X 96	TP RE LM 3096	8	\$3,687	\$3,370	\$2,800	\$1,743
	30 X 120	TP RE LM 30120	10	\$4,470	\$4,085	\$3,394	\$2,165
36" W	36 X 48	TP RE LM 3648	4	\$2,387	\$2,182	\$1,813	\$1,156
	36 X 60	TP RE LM 3660	6	\$2,828	\$2,585	\$2,148	\$1,427
	36 X 72	TP RE LM 3672	6	\$3,023	\$2,763	\$2,296	\$1,695
	36 X 84	TP RE LM 3684	8	\$3,268	\$2,986	\$2,481	\$2,076
	36 X 96	TP RE LM 3696	8	\$4,150	\$3,793	\$3,152	\$2,237
	36 X 120	TP RE LM 36120	10	\$5,032	\$4,599	\$3,821	\$2,776
42" W	42 x 60	TP RE LM 4260	6	\$2,958	\$2,617	\$2,246	\$1,540
	42 x 72	TP RE LM 4272	6	\$3,550	\$3,140	\$2,696	\$1,827
	42 x 84	TP RE LM 4284	8	\$4,142	\$3,663	\$3,145	\$2,229
	42 x 96	TP RE LM 4296	8	\$4,733	\$4,187	\$3,594	\$2,409
	42 x 120	TP RE LM 42120	10	\$5,916	\$5,233	\$4,493	\$3,141

MODEL #	MODEL #	MODEL #	MODEL #	MODEL #
B4 820 P \$763	NOT AVAILABLE	B2 T96 P1C18 \$758	B2 TAR P1C16 \$797	B2 TDC P1C16 \$808
B4 820 P \$763	NOT AVAILABLE	B2 T96 P1C18 \$758	B2 TAR P1C16 \$797	B2 TDC P1C16 \$808
B4 820 P \$763	NOT AVAILABLE	B2 T96 P1C18 \$758	B2 TAR P1C16 \$797	B2 TDC P1C16 \$808
B4 820 P VB \$1,092	NOT AVAILABLE	B2 T96 P1C18 \$758	B2 TAR P1C16 \$797	B2 TDC P1C16 \$808
B4 820 P VB \$1,092	NOT AVAILABLE	B2 T96 P1C18 \$758	B2 TAR P1C16 \$797	B2 TDC P1C16 \$808
B4 820 P VB \$1,092	NOT AVAILABLE	B2 T96 P1C18 \$758	B2 TAR P1C16 \$797	B2 TDC P1C16 \$808
B4 820 P \$763	B2 WHF 24 \$1,194	B2 T96 P1C22 \$763	B2 TAR P1C22 \$808	B2 TDC P1C20 \$824
B4 820 P \$763	B2 WHF 24 \$1,194	B2 T96 P1C22 \$763	B2 TAR P1C22 \$808	B2 TDC P1C20 \$824
B4 820 P \$763	B2 WHF 24 \$1,194	B2 T96 P1C22 \$763	B2 TAR P1C22 \$808	B2 TDC P1C20 \$824
B4 820 P VB \$1,092	B2 WHF 24 \$1,194	B2 T96 P1C22 \$763	B2 TAR P1C22 \$808	B2 TDC P1C20 \$824
B4 820 P VB \$1,092	B2 WHF 24 \$1,194	B2 T96 P1C22 \$763	B2 TAR P1C22 \$808	B2 TDC P1C20 \$824
B4 820 P VB \$1,092	B2 WHF 24 \$1,194	B2 T96 P1C22 \$763	B2 TAR P1C22 \$808	B2 TDC P1C20 \$824
B6 820 P \$1,057	NOT AVAILABLE	B3 T96 P1C22 \$1,073	NOT AVAILABLE	NOT AVAILABLE
B4 820 P \$763	B2 WHF 30 \$1,362	B2 T96 P1C26 \$774	B2 TAR P1C26 \$830	B2 TDC P1C26 \$864
B4 820 P \$763	B2 WHF 30 \$1,362	B2 T96 P1C26 \$774	B2 TAR P1C26 \$830	B2 TDC P1C26 \$864
B4 820 P VB \$1,092	B2 WHF 30 \$1,362	B2 T96 P1C26 \$774	B2 TAR P1C26 \$830	B2 TDC P1C26 \$864
B4 820 P VB \$1,092	B2 WHF 30 \$1,362	B2 T96 P1C26 \$774	B2 TAR P1C26 \$830	B2 TDC P1C26 \$864
B4 820 P VB \$1,092	B2 WHF 30 \$1,362	B2 T96 P1C26 \$774	B2 TAR P1C26 \$830	B2 TDC P1C26 \$864
B6 820 P \$1,057	NOT AVAILABLE	B3 T96 P1C26 \$1,073	B3 TAR P1C26 \$1,156	B3 TDC P1C26 \$1,162
B4 820 P \$763	NOT AVAILABLE	B2 T96 P1C32 \$786	B2 TAR P1C26 \$830	B2 TDC P1C26 \$864
B4 820 P \$763	NOT AVAILABLE	B2 T96 P1C32 \$786	B2 TAR P1C26 \$830	B2 TDC P1C26 \$864
B4 820 P VB \$1,092	NOT AVAILABLE	B2 T96 P1C32 \$786	B2 TAR P1C26 \$830	B2 TDC P1C26 \$864
B4 820 P VB \$1,092	NOT AVAILABLE	B2 T96 P1C32 \$786	B2 TAR P1C26 \$830	B2 TDC P1C26 \$864
B4 820 P VB \$1,092	NOT AVAILABLE	B2 T96 P1C32 \$786	B2 TAR P1C26 \$830	B2 TDC P1C26 \$864
B6 820 P \$1,057	NOT AVAILABLE	B3 T96 P1C32 \$1,090	B3 TAR P1C26 \$1,156	B3 TDC P1C26 \$1,162
B4 820 P \$763	NOT AVAILABLE	B2 T96 P1C32 \$947	B2 TAR P2C36 \$1,472	B2 TDC P1C33 \$1,007
B4 820 P VB \$1,092	NOT AVAILABLE	B2 T96 P1C32 \$947	B2 TAR P2C36 \$1,472	B2 TDC P1C33 \$1,007
B4 820 P VB \$1,092	NOT AVAILABLE	B2 T96 P1C32 \$947	B2 TAR P2C36 \$1,472	B2 TDC P1C33 \$1,007
B4 820 P VB \$1,092	NOT AVAILABLE	B2 T96 P1C32 \$947	B2 TAR P2C36 \$1,472	B2 TDC P1C33 \$1,007
B6 820 P \$1,057	NOT AVAILABLE	B3 T96 P1C32 \$1,330	B3 TAR P2C36 \$2,119	B3 TDC P1C33 \$1,423

Notes : Laminate or Paint can be substituted for veneer on work surfaces at no extra charge • Our Deluxe and Standard edges are available 1-3/4" thickness • add 10 % to cost of table top • Consult Your Colecraft Representative regarding Price Reduction For Wood Tape • Edges WXBVL, LBVL, SE • add 10 % to cost of table top • Edges WXWE • Subtract 10 % to cost of table top

Height Adjustable Training Tables

24" - 36" W
36" - 72" L

1 PIECE TOP

VENEER	SIZE	MODEL #	SEATS	WOOD EDGE			LAMINATE/PVC EDGE				
				DELUXE	PREMIUM	STANDARD	SE	TMFL	TMCR	3MFL	LBVL*
24" W	24 X 48	TP RE VN 2448	2	\$2,280	\$2,119	\$1,800					
	24 X 60	TP RE VN 2460	2	\$2,655	\$2,470	\$2,098					
	24 X 72	TP RE VN 2472	2	\$3,070	\$2,855	\$2,425					
	30" W	30 X 48	TP RE VN 3048	4	\$2,520	\$2,343	\$1,991				
		30 X 60	TP RE VN 3060	6	\$2,982	\$2,774	\$2,356				
		30 X 72	TP RE VN 3072	6	\$3,447	\$3,205	\$2,723				
	36" W	36 X 48	TP RE VN 3648	4	\$2,833	\$2,635	\$2,238				
		36 X 60	TP RE VN 3660	6	\$3,356	\$3,121	\$2,651				
		36 X 72	TP RE VN 3672	6	\$3,588	\$3,336	\$2,834				
LAMINATE	SIZE	MODEL #	SEATS	DELUXE	PREMIUM	STANDARD	BASIC				
24" W	24 X 48	TP RE LM 2448	2	\$1,921	\$1,755	\$1,458	\$756				
	24 X 60	TP RE LM 2460	2	\$2,238	\$2,045	\$1,699	\$931				
	24 X 72	TP RE LM 2472	2	\$2,587	\$2,364	\$1,964	\$1,110				
30" W	30 X 48	TP RE LM 3048	4	\$2,123	\$1,941	\$1,612	\$901				
	30 X 60	TP RE LM 3060	6	\$2,513	\$2,297	\$1,908	\$1,110				
	30 X 72	TP RE LM 3072	6	\$2,904	\$2,655	\$2,206	\$1,322				
36" W	36 X 48	TP RE LM 3648	4	\$2,387	\$2,182	\$1,813	\$1,156				
	36 X 60	TP RE LM 3660	6	\$2,828	\$2,585	\$2,148	\$1,427				
	36 X 72	TP RE LM 3672	6	\$3,023	\$2,763	\$2,296	\$1,695				

Notes : Our Deluxe and Standard edges are available 1-3/4" thickness • add 10 % to cost of table top
 *Consult Your Colecraft Representative regarding Price Reduction For Wood Tape
 *Edges WXBVL and LBVL • add 10 % to cost of table top
 *Edges WX3M • Subtract 10 % to cost of table top

Height Adjustable Training Table Bases

HAND CRANK ADJUSTABLE



MOTORIZED ADJUSTABLE





MODEL #		MODEL #	
B2 CRK PIC23	\$1,566	B2 MTR PIC23	\$2,661
B2 CRK PIC23	\$1,566	B2 MTR PIC23	\$2,661
B2 CRK PIC23	\$1,566	B2 MTR PIC23	\$2,661
B2 CRK PIC23	\$1,566	B2 MTR PIC23	\$2,661
B2 CRK PIC23	\$1,566	B2 MTR PIC23	\$2,661
B2 CRK PIC23	\$1,566	B2 MTR PIC23	\$2,661
B2 CRK PIC23	\$1,566	B2 MTR PIC23	\$2,661
B2 CRK PIC23	\$1,566	B2 MTR PIC23	\$2,661
B2 CRK PIC23	\$1,566	B2 MTR PIC23	\$2,661
B2 CRK PIC23	\$1,566	B2 MTR PIC23	\$2,661
B2 CRK PIC23	\$1,566	B2 MTR PIC23	\$2,661
B2 CRK PIC23	\$1,566	B2 MTR PIC23	\$2,661

Training Table Accessories

COLECRAFT

Accessories

Modesty Panel	MODEL #	DESCRIPTION	FINISH	DIMENSIONS	PRICE
	MP-48	TOP LENGTH 48"	BLACK LAM	10"WX3/4"	\$194
	MP-60	TOP LENGTH 60"	BLACK LAM	10"WX3/4"	\$231
	MP-72	TOP LENGTH 72"	BLACK LAM	10"WX3/4"	\$268
	MP-84	TOP LENGTH 84"	BLACK LAM	10"WX3/4"	\$315
	MP-96	TOP LENGTH 96"	BLACK LAM	10"WX3/4"	\$343

Folding locking modesty panel brackets	MPB-2	FOLDING LOCK MOD PANEL BRACKETS			\$227
		<ul style="list-style-type: none"> • 16 gauge formed steel brackets • Extruded aluminum locking mechanism pair • Positive lock in upright and folded position • Allows for storage of modesty panel with work surface 			





Z-Riser Brackets	ZRB-2	Z-RISER BRACKETS		PAIR	\$129
		Designed to allow the Table Base folding mechanism to be used on tables between 36" and 57" long. The riser bracket raises the folding mechanism off of the bottom of the work surface allowing one leg to fold over the other. One pair needed per table.			









Table Stiffeners	VB-58	ANTI-SAG TABLE STIFFENERS		EACH	\$156
		Keeps your tables straight and true. Specify table length when ordering.			

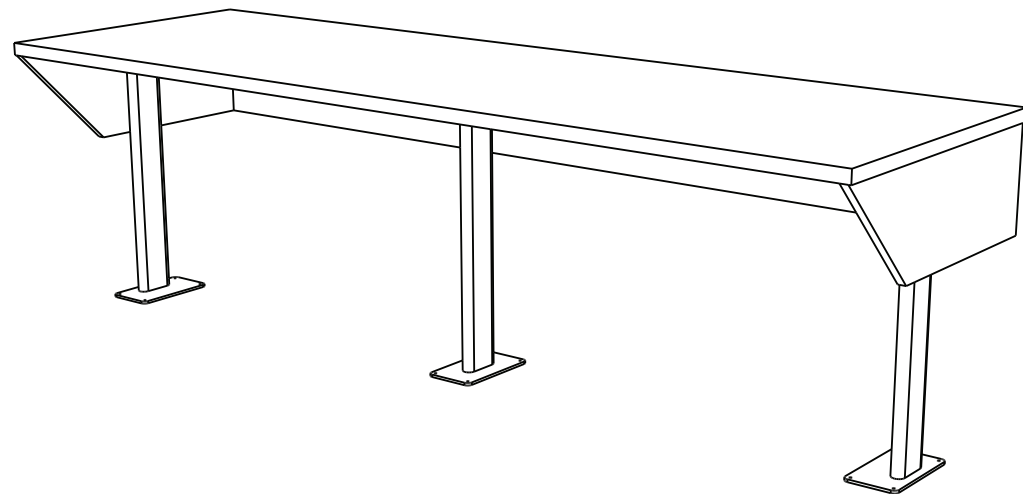
Locking Casters	LC4	LOCKING CASTERS-SET OF 4	BLACK PLASTIC	60 MM DIA	\$111
		<ul style="list-style-type: none"> • Swivel • Hard wheel standard, soft wheel available 			

Mobile Table Cart	MTC - 1	MOBILE TABLE CART	PWDR COAT BLK WRINKLE FINISH		\$2,508
		<ul style="list-style-type: none"> • 1 1/2" 11 Gauge Steel tubing for structural supports • 1 1/2" 14 Gauge Steel tubing for non-load bearing supports and bent frames • 5" Diameter, Casters 1/2" stems • Mechanically fastened and welded • Accommodates up to six 30"x72" tables • Shipped knocked down 			

Training Table Accessories

COLECRAFT

	MODEL #	SPECS		FINISH	PRICE
	FNFM1	FLIP N FOLD MECHINISM		N/A	\$284
	FTK1	FLIP TOP KIT		N/A	\$613
	QRFP1	QUICK RELEASE FLAT PLATE		N/A	\$85
	GROM-1	GROMMETS	2" DIA	BLACK PLASTIC	\$50
	GROM-3	GROMMETS	3" DIA	BLACK PLASTIC	\$59
	GROM-4	GROMMETS	2" DIA	POLISHED CHROME	\$166
	GROM-5	GROMMETS	2" DIA	SATIN NICKEL	\$166
	GROM-6	GROMMETS	2" DIA	STAINLESS STEEL	\$166
	GROM-7	GROMMETS	3" DIA	POLISHED CHROME	\$172
	GROM-8	GROMMETS	3" DIA	SATIN NICKEL	\$172
	GROM-9	GROMMETS	3" DIA	STAINLESS STEEL	\$172
		WM424	J-CHANNEL EXTRUSION	24" LONG	BLACK PLASTIC
WM448		J-CHANNEL EXTRUSION	48" LONG	BLACK PLASTIC	\$91
WM496		J-CHANNEL EXTRUSION	96" LONG	BLACK PLASTIC	\$138
	WMCSQ-1	FOR SQUARE RECTANGLE LEG		BLACK	\$135
	WMCSQ-2	FOR SQUARE RECTANGLE LEG		SILVER	\$135
	WMCRND-3	FOR ROUND CONTOURED LEG		BLACK	\$184
	WMCRND-4	FOR ROUND CONTOURED LEG		SILVER	\$184
	WM-2	UNDERMOUNT WIRE MNGMT	4"DIA 1 17/32" HEIGHT	BLK PLASTIC	\$33
	WM-3	UNDERMOUNT WIRE MNGMT	5 5/16"X2 19/32"	SILVER PLASTIC	\$49



	SIZE	MODEL#	PRICE
16" DEPTH	60"W X 18"D X 29"H	LHT LM 601829	\$2,055
	120"W X 18"D X 29"H	LHT LM 1201829	\$3,361
24" DEPTH	60"W X 24"D X 29"H	LHT LM 602429	\$2,129
	120"W X 24"D X 29"H	LHT LM 1202429	\$3,510

PROJECT: _____

COMPANY: _____

TOPS

SHAPE/SIZE	MODEL #	EDGE	EDGE FINISH	TOP FINISH

NOTES:

BASES

STYLE	MODEL #	TABLE LENGTH	FINISH	WIRE MGMT	WIRE MGMT ACCESS PANEL		TILT	FOLD	CASTERS
					QUANTITY	LOCATION			

NOTES:

POWER/DATA

DESCRIPTION	MODEL #	FINISH	MISC	TELECOM PLATES

NOTES:

Questions or comments call 844.500.9356 or visit www.colecraftcf.com

COLECRAFT

Colecraft Commercial Furnishings

1021 Allen Street - Jamestown, NY 14701

Phone: (844)-500-9356 • (716) 488-2810

www.colecraftcf.com

Fax: (716) 488-2824

