

Wood Conference Table Bases

Standard bases



QUEEN ANNE
SIZES: 31"
33"
35"



BOAT BASE
SIZES: 8.5" X 24"
8.5" X 30"



DUNCAN PHYFE
SIZES: 37"
39"
41"



RECTANGULAR CUTOUT BASE
SIZES: 8.5" X 24"
8.5" X 30"



TRADITIONAL PANEL BASE
SIZES: 3.25" X 24"
3.25" X 30"



DRUM BASE
SIZES: 18"
24"
31"



PANEL BASE
SIZES: 3.25" X 24"
3.25" X 30"



RECTANGULAR BASE
SIZES: 8.5" X 24"
8.5" X 30"

Premium Base Options

STAINLESS STEEL PLINTH • add \$400 per base



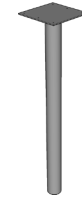
STAINLESS STEEL VEIN LINE • add \$200



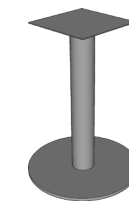
COLECRAFT

Metal Conference Table Bases

COLECRAFT




COLUMN LEG
SIZES:
AVAILABLE OPTIONS: CASTERS + \$19 PER BASE




DISC BASE
SIZES: 20", 24", 32"
AVAILABLE OPTIONS: TILT + \$180 PER BASE



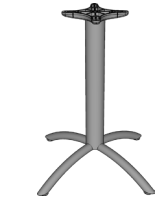
TUBULAR T BASE
SIZES: 16", 18", 22", 26", 32"
AVAILABLE OPTIONS: TILT + \$180 PER BASE
FOLD + \$180 PER BASE
CASTERS + \$38 PER BASE



TUBULAR X BASE
SIZES: 22", 26", 32", 36"
AVAILABLE OPTIONS: TILT + \$180 PER BASE
CASTERS + \$78 PER BASE



DURACAST T BASE
SIZES: 15.25", 20", 26", 33.25", 38.25"
AVAILABLE OPTIONS: TILT + \$180 PER BASE
FOLD + \$180 PER BASE
CASTERS + \$38 PER BASE



ARCHED X BASE
SIZES: 26", 32", 38"
AVAILABLE OPTIONS: TILT + \$180 PER BASE
CASTERS + \$78 PER BASE



DURACAST T BASE
SIZES: 15.25", 20", 26", 33.25", 38.25"
AVAILABLE OPTIONS: TILT + \$180 PER BASE
FOLD + \$180 PER BASE
CASTERS + \$38 PER BASE



DURACAST X BASE
SIZES: 20", 26", 33", 38"
AVAILABLE OPTIONS: TILT + \$180 PER BASE
CASTERS + \$78 PER BASE



ARCHED T BASE
SIZES: 16", 22", 26"
AVAILABLE OPTIONS: TILT + \$180 PER BASE
FOLD + \$180 PER BASE
CASTERS + \$38 PER BASE



TUBULAR 4 COLUMN X BASE
SIZES: 32"
AVAILABLE OPTIONS: CASTERS + \$78 PER BASE



ARCHED DOUBLE COLUMN
SIZES: 36"
AVAILABLE OPTIONS: CASTERS + \$38 PER BASE



DURACAST 4 COLUMN X BASE
SIZES: 38", 46", 58"
AVAILABLE OPTIONS: CASTERS + \$78 PER BASE



DURACAST DOUBLE COLUMN BASE
SIZES: 34", 40"
AVAILABLE OPTIONS: FOLD + \$180 PER BASE
CASTERS + \$38 PER BASE



H FRAME BASE
SIZES: 18.5", 22.5", 28.5", 34.5", 39.5"
AVAILABLE OPTIONS: CASTERS + \$78 PER BASE



TUBULAR DOUBLE COLUMN BASE
SIZES: 36", 42"
AVAILABLE OPTIONS: FOLD + \$180 PER BASE
CASTERS + \$38 PER BASE